



US00D715956S

(12) **United States Design Patent**
Viegas Correia

(10) **Patent No.:** **US D715,956 S**

(45) **Date of Patent:** **** Oct. 21, 2014**

(54) **VIBRATOR**

(56) **References Cited**

(71) Applicant: **Bijoux Indiscrets, S.L.**, Barcelona (ES)

(72) Inventor: **Elsa Viegas Correia**, Barcelona (ES)

(73) Assignee: **Bijoux Indiscrets, S.L.**, Barcelona (ES)

(**) Term: **14 Years**

(21) Appl. No.: **29/485,924**

(22) Filed: **Mar. 25, 2014**

(30) **Foreign Application Priority Data**

Dec. 18, 2013 (EM) 002372649-0001

(51) **LOC (10) Cl.** **28-03**

(52) **U.S. Cl.**
CPC **A61H 7/00** (2013.01)
USPC **D24/215**

(58) **Field of Classification Search**

CPC A61H 19/30; A61H 19/32; A61H 19/34;
A61H 19/40; A61H 19/44; A61H 19/50;
A61H 19/00; A61H 2201/0153; A61H
2201/0207; A61H 2201/0263; A61H
2201/0111; A61H 2201/1253; A61H
2205/082; A61H 2205/085; A61H 15/0085
USPC D24/200, 211, 212, 213, 214, 215;
D21/685; 601/19, 27-32, 46, 49, 52,
601/DIG. 12, DIG. 14, DIG. 15, DIG. 16,
601/DIG. 17

See application file for complete search history.

U.S. PATENT DOCUMENTS

2,450,935	A	*	10/1948	Carr	601/136
D285,116	S	*	8/1986	Hoff	D24/214
D326,327	S	*	5/1992	Sue	D24/214
D326,722	S	*	6/1992	Sue	D24/214
D357,322	S	*	4/1995	Matthews	D24/211
D403,428	S	*	12/1998	Russo	D24/200
5,843,005	A	*	12/1998	Chubinsky	601/15
D502,264	S	*	2/2005	Timmer	D24/211
D548,850	S	*	8/2007	Gladieux, III	D24/214
D566,267	S	*	4/2008	Benz et al.	D24/133
D596,751	S	*	7/2009	Elbaz et al.	D24/214
D607,116	S	*	12/2009	Morganstern	D24/214
D637,728	S	*	5/2011	Sevier et al.	D24/211
D650,087	S	*	12/2011	Huang	D24/215
D659,846	S	*	5/2012	Pearson	D24/211
D667,131	S	*	9/2012	Faussett	D24/215
D693,476	S	*	11/2013	Spietz	D24/215
D694,420	S	*	11/2013	Cole	D24/215

* cited by examiner

Primary Examiner — Sandra Snapp

(74) *Attorney, Agent, or Firm* — Sturm & Fix LLP

(57) **CLAIM**

The ornamental design for a vibrator, as shown and described.

DESCRIPTION

FIG. 1 is a front view of the vibrator showing our new design;
FIG. 2 is a top view of the vibrator;
FIG. 3 is a top perspective view of the vibrator;
FIG. 4 is a front perspective view of the vibrator;
FIG. 5 is a left side, top perspective view of the vibrator;
FIG. 6 is a left side perspective view of the vibrator; and,
FIG. 7 is a bottom view of the vibrator.

1 Claim, 7 Drawing Sheets

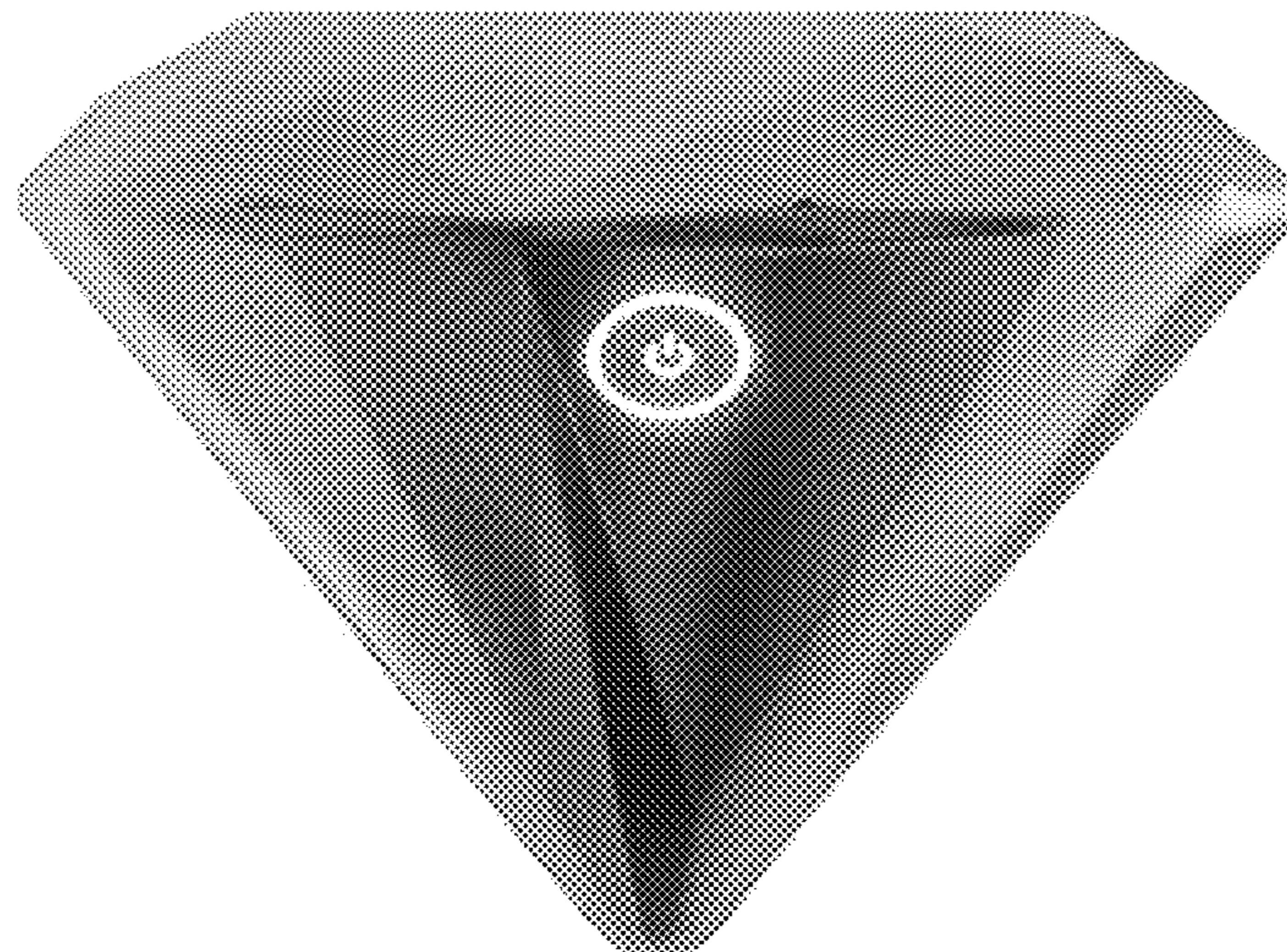



FIG. 1






FIG. 2

FIG. 3







FIG. 4

FIG. 5






FIG. 6

FIG. 7

