



US00D715939S

(12) **United States Design Patent**
Philipps et al.

(10) **Patent No.:** **US D715,939 S**

(45) **Date of Patent:** **** Oct. 21, 2014**

- (54) **LIGHT PROTECTION COVER**
- (71) Applicant: **Duerr Dental AG**, Bietigheim-Bissingen (DE)
- (72) Inventors: **Bernd Philipps**, Untergruppenbach (DE); **Enes Mustajbegovic**, Bietigheim-Bissingen (DE)
- (73) Assignee: **Duerr Dental AG**, Bietigheim-Bissingen (DE)
- (**) Term: **14 Years**
- (21) Appl. No.: **29/459,221**
- (22) Filed: **Jun. 27, 2013**
- (30) **Foreign Application Priority Data**

Jan. 11, 2013 (EM) 002165381

- (51) **LOC (10) Cl.** **24-01**
- (52) **U.S. Cl.**
USPC **D24/158**
- (58) **Field of Classification Search**
USPC D24/158-161, 186, 176; 378/169, 171, 378/172, 203, 204; 250/370.09, 484.04, 250/582, 515.1, 516.1, 519.1; D14/481, D14/482, 435; D16/250
See application file for complete search history.

- (56) **References Cited**
U.S. PATENT DOCUMENTS

D241,981 S * 10/1976 Miller D24/161
 D315,229 S * 3/1991 Shufelt D29/110

D387,866 S * 12/1997 Patterson et al. D24/161
 D462,873 S * 9/2002 Miljkovic D7/405
 D508,130 S * 8/2005 Hueton D24/158
 D598,550 S * 8/2009 DeGross D24/158
 D629,109 S * 12/2010 Phillips D24/158
 D629,110 S * 12/2010 Brettle et al. D24/158
 D656,614 S * 3/2012 Stinson D24/161
 D683,459 S * 5/2013 Haltof et al. D24/161
 8,545,098 B2 * 10/2013 Behle 378/190
 2007/0080308 A1 * 4/2007 Mousavi Yeganeh 250/515.1

* cited by examiner

Primary Examiner — Anhdao Doan

(74) *Attorney, Agent, or Firm* — Harness, Dickey & Pierce, P.L.C.

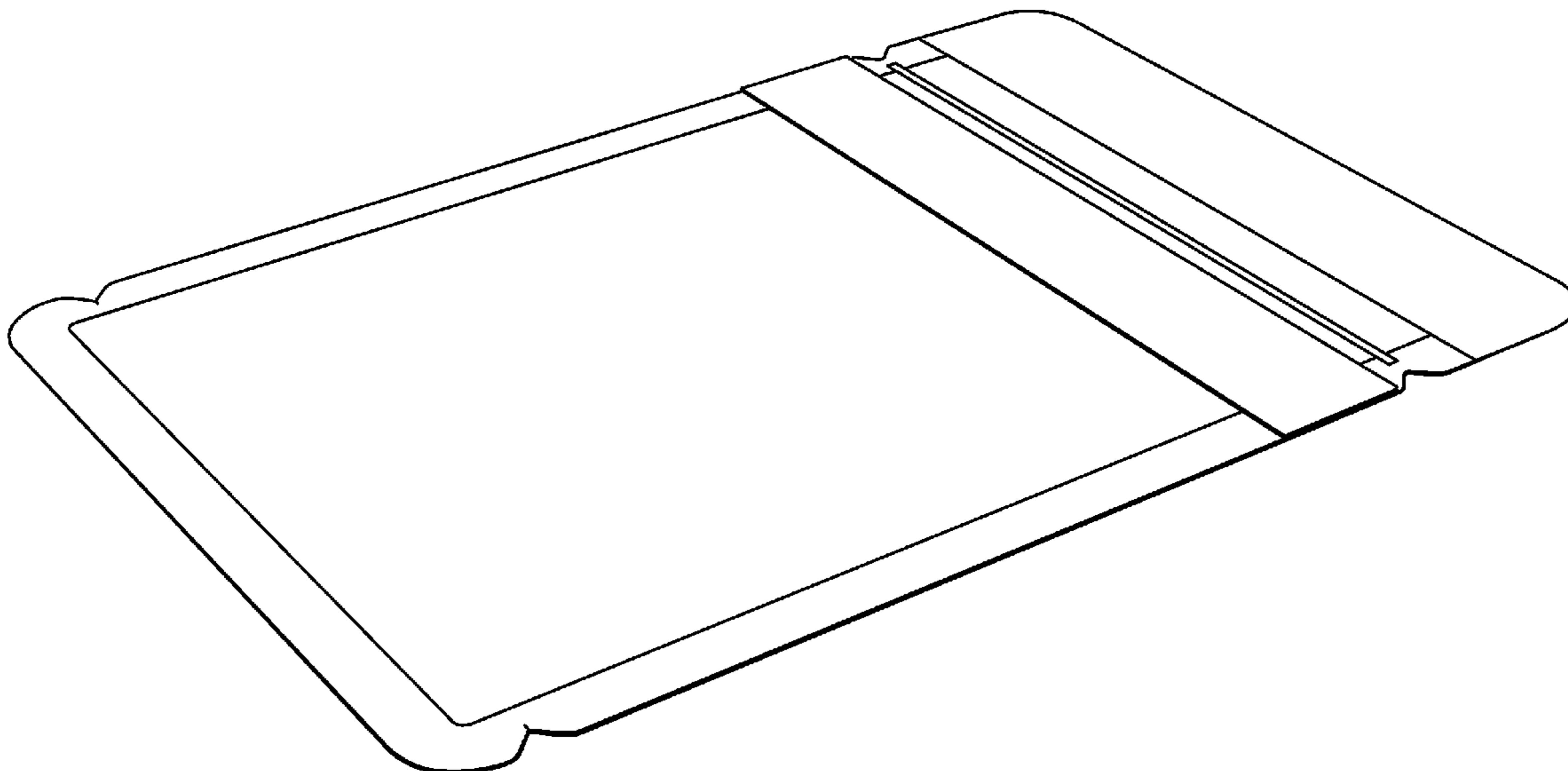
(57) **CLAIM**

The ornamental design for a light protection cover, as shown and described.

DESCRIPTION

FIG. 1 is a perspective view of a light protection cover embodying our new design;
 FIG. 2 is a top elevational view of the light protection cover shown in FIG. 1;
 FIG. 3 is a bottom elevational view of the light protection cover shown in FIG. 1;
 FIG. 4 is a front end view of the light protection cover shown in FIG. 1;
 FIG. 5 is a rear end view of the light protection cover shown in FIG. 1;
 FIG. 6 is a right end view of the light protection cover shown in FIG. 1; and,
 FIG. 7 is a left end view of the light protection cover shown in FIG. 1.

1 Claim, 5 Drawing Sheets



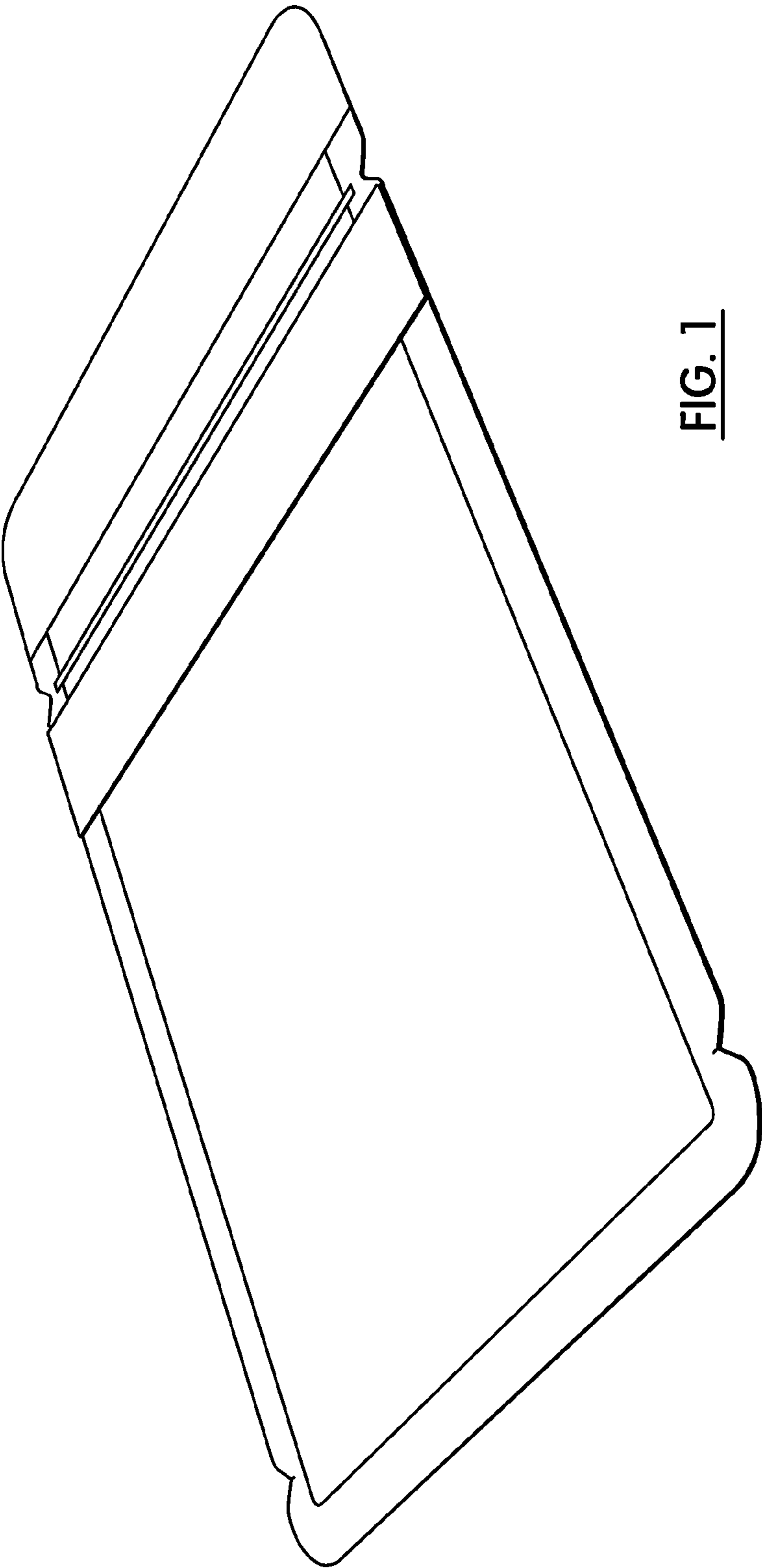


FIG. 1




FIG. 2




FIG. 3



FIG. 4



FIG. 5



FIG. 6



FIG. 7