



US00D715930S

(12) **United States Design Patent**
Melsheimer

(10) **Patent No.:** **US D715,930 S**

(45) **Date of Patent:** **** Oct. 21, 2014**

(54) **MEDICAL DEVICE DELIVERY HANDLE**

(75) Inventor: **Jeffry S. Melsheimer**, Springville, IN
(US)

(73) Assignee: **Cook Medical Technologies LLC**,
Bloomington, IN (US)

(**) Term: **14 Years**

(21) Appl. No.: **29/429,701**

(22) Filed: **Aug. 15, 2012**

(51) **LOC (10) Cl.** **24-02**

(52) **U.S. Cl.**
USPC **D24/130**

(58) **Field of Classification Search**
CPC A61B 10/04; A61B 17/22032; A61B
2019/4857; A61B 2010/045; A61B
2017/22034; A61B 2010/0216; A61M
25/0136; A61M 25/0147; B25G 3/24
USPC D24/133, 143, 145, 146, 147, 108, 113,
D24/137, 144, 130, 112; D8/82, 83, 300,
D8/303, 311; 600/131; 604/32, 249; 606/1
See application file for complete search history.

(56) **References Cited**

U.S. PATENT DOCUMENTS

2,458,856	A *	1/1949	Jacobson	451/555
D272,851	S *	2/1984	Green et al.	D24/145
D272,852	S *	2/1984	Green et al.	D24/145
D285,836	S *	9/1986	Hunt et al.	D24/145
5,391,172	A	2/1995	Williams et al.		
5,891,154	A	4/1999	Loeffler		
6,146,415	A	11/2000	Fitz		
6,190,360	B1	2/2001	Iancea et al.		
D457,955	S *	5/2002	Bilitz	D24/133
6,395,017	B1	5/2002	Dwyer et al.		
6,695,862	B2	2/2004	Cox et al.		
D492,774	S *	7/2004	Cindrich et al.	D24/130
6,786,918	B1	9/2004	Krivoruchko et al.		
6,860,898	B2	3/2005	Stack et al.		

6,866,669	B2	3/2005	Buzzard et al.		
6,939,352	B2	9/2005	Buzzard et al.		
D543,626	S *	5/2007	Watschke et al.	D24/133
7,238,197	B2	7/2007	Sequin et al.		
D560,803	S *	1/2008	Tasse et al.	D24/133
D578,216	S *	10/2008	Dorn et al.	D24/133
7,491,224	B2	2/2009	Cox et al.		
D598,543	S *	8/2009	Vogel et al.	D24/133

(Continued)

FOREIGN PATENT DOCUMENTS

WO WO 2005004730 A1 * 1/2005 A61B 17/28

OTHER PUBLICATIONS

U.S. Appl. No. 13/179,826, filed Jul. 5, 2012, Melsheimer et al.

Primary Examiner — Ian Simmons

Assistant Examiner — Ieisha Price

(74) *Attorney, Agent, or Firm* — Brinks Gilson & Lione

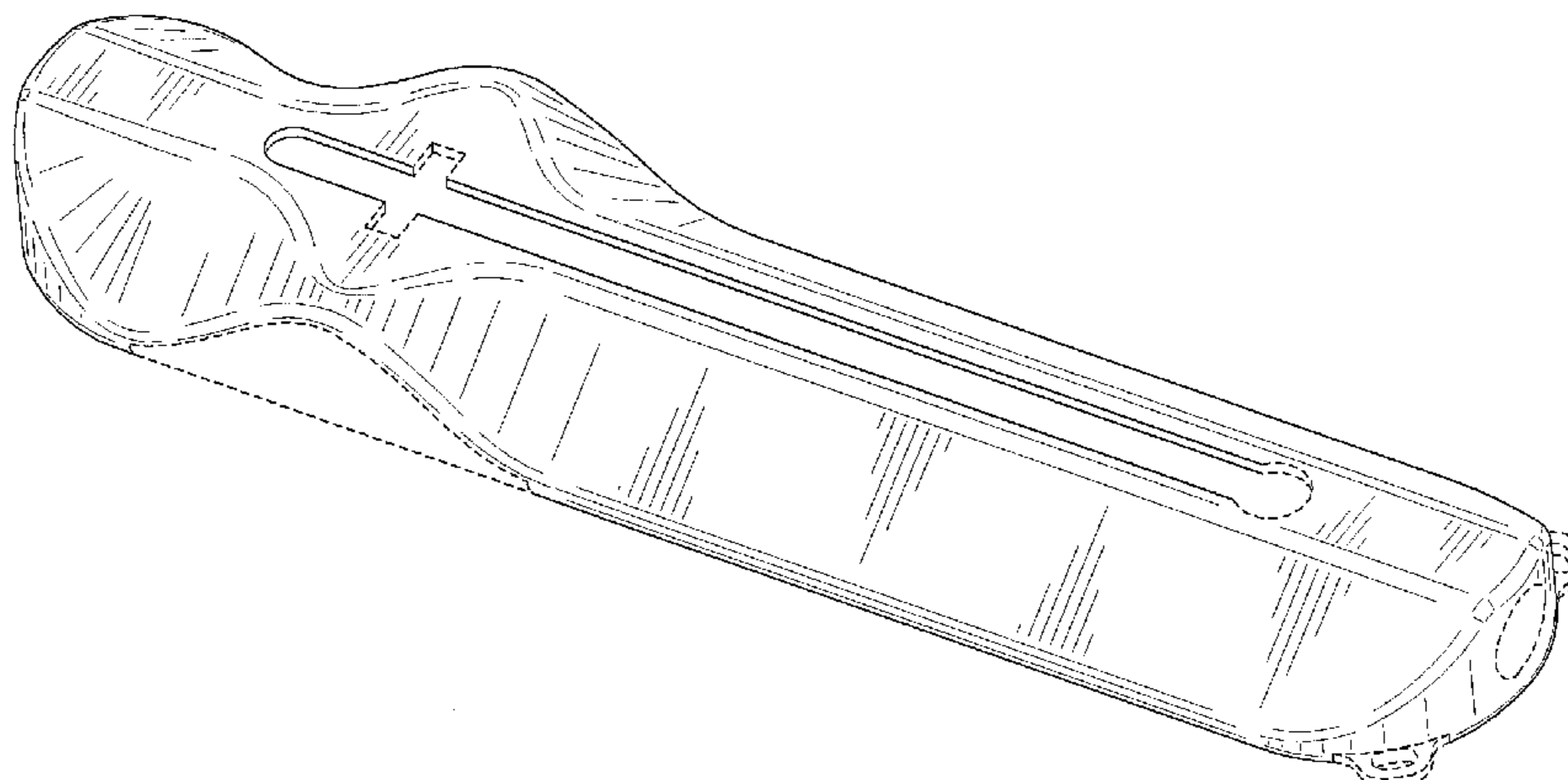
(57) **CLAIM**

The ornamental design for a medical device delivery handle, as shown and described.

DESCRIPTION

FIG. 1 is a perspective view of a medical device delivery handle showing the new design; FIG. 2 is a rear view thereof; FIG. 3 is a front view thereof; FIG. 4 is a top view thereof; FIG. 5 is a bottom view thereof; FIG. 6 is a left-side view thereof; FIG. 7 is a right-side view thereof; and, FIG. 8 is an alternative perspective view thereof, shown with additional features for environmental purposes only. The broken lines in the drawings illustrate portions of the medical device delivery handle which form no part of the claimed design.

1 Claim, 5 Drawing Sheets



(56)

References Cited

U.S. PATENT DOCUMENTS

D605,288 S *	12/2009	Brostoff et al.	D24/133	2003/0009176 A1*	1/2003	Bilitz	606/127
D612,044 S *	3/2010	Scheibe	D24/130	2003/0176778 A1*	9/2003	Messing et al.	600/374
7,837,725 B2	11/2010	Fitzgerald et al.		2004/0260274 A1*	12/2004	Hardin et al.	606/1
D638,934 S *	5/2011	Kimmel	D24/130	2006/0254398 A1*	11/2006	Ward	81/487
D638,935 S *	5/2011	Gilmore et al.	D24/133	2007/0156225 A1	7/2007	George et al.	
7,954,686 B2*	6/2011	Baxter et al.	227/176.1	2008/0097572 A1	4/2008	Sheldon et al.	
D647,613 S *	10/2011	Paget et al.	D24/133	2008/0269865 A1	10/2008	Snow et al.	
D655,412 S *	3/2012	Luk et al.	D24/130	2009/0030496 A1	1/2009	Kaufmann et al.	
D666,725 S *	9/2012	McCormack et al.	D24/171	2011/0278345 A1*	11/2011	Ivanko	227/177.1
D676,963 S *	2/2013	Hunt et al.	D24/145	2013/0079812 A1*	3/2013	Duncan et al.	606/213
				2013/0172909 A1*	7/2013	Harris	606/139
				2013/0324921 A1*	12/2013	Reed	604/95.04

* cited by examiner

FIG. 1

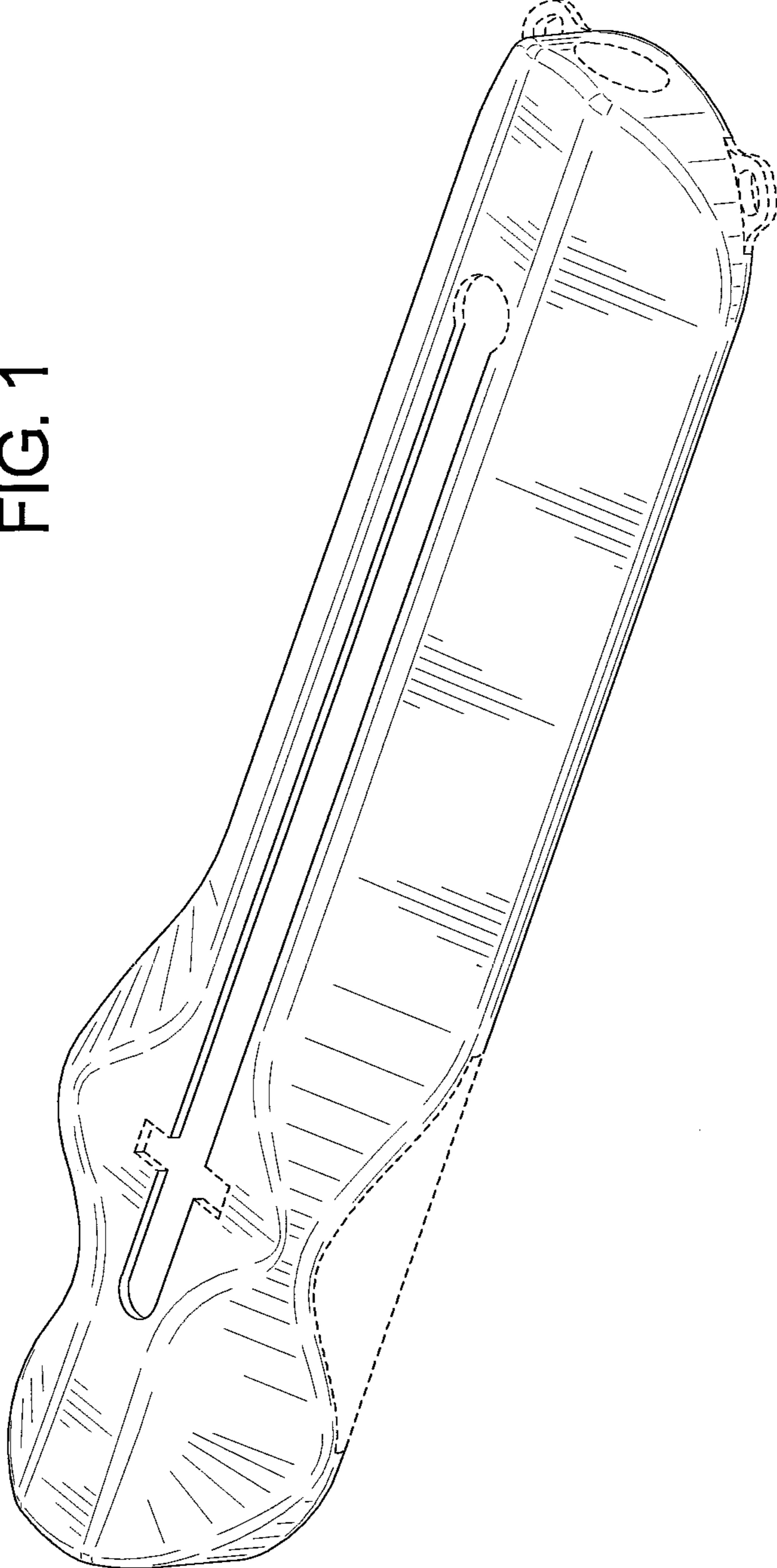


FIG. 2

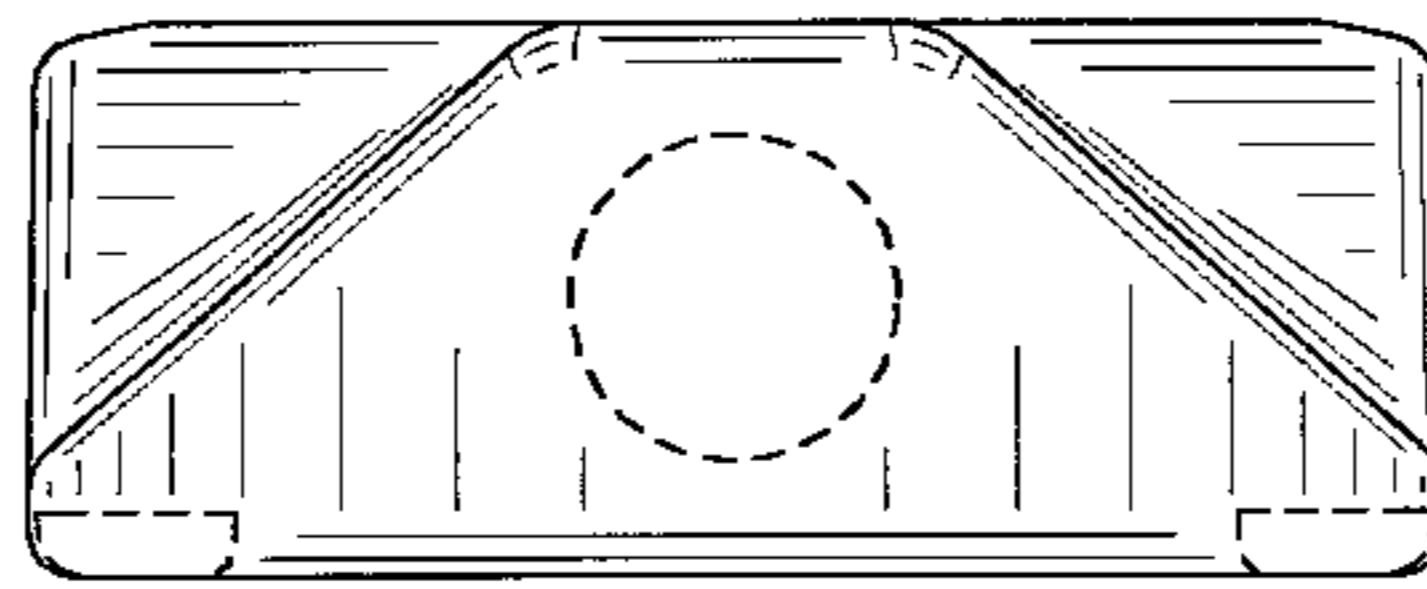


FIG. 3

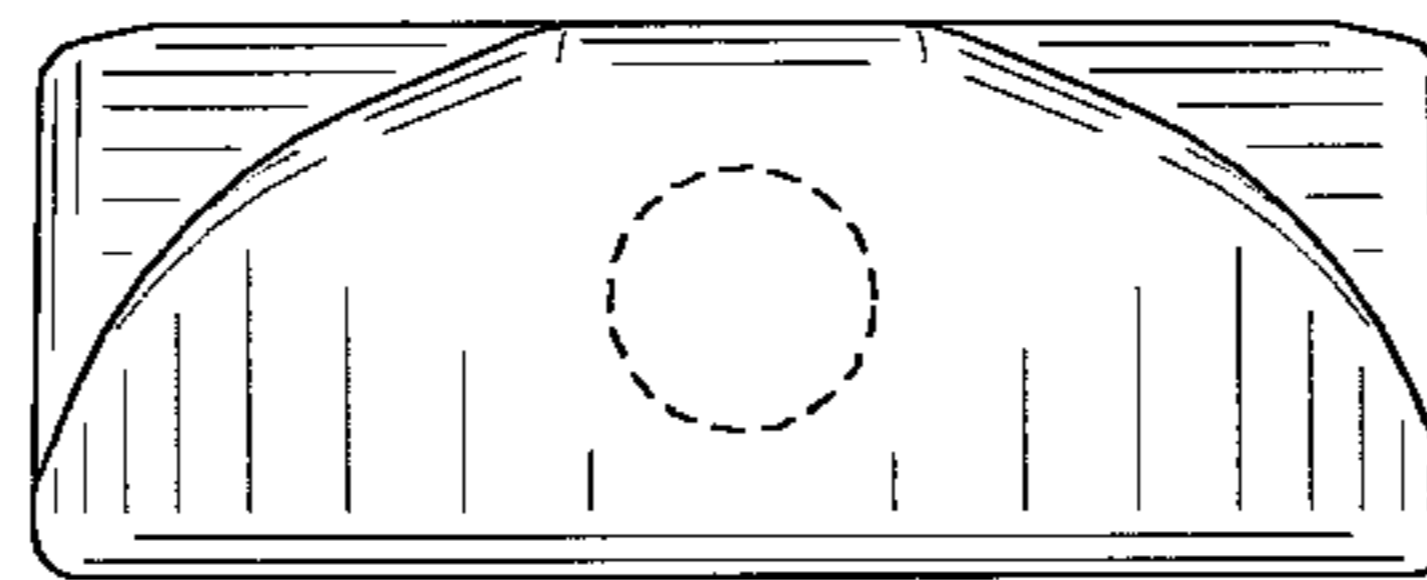


FIG. 4

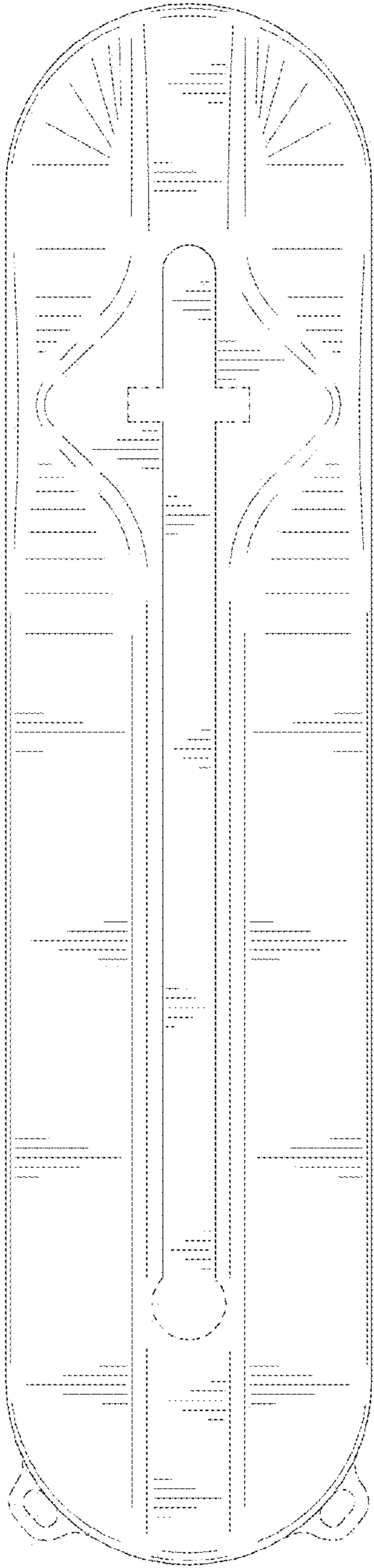


FIG. 5




FIG. 6





FIG. 7



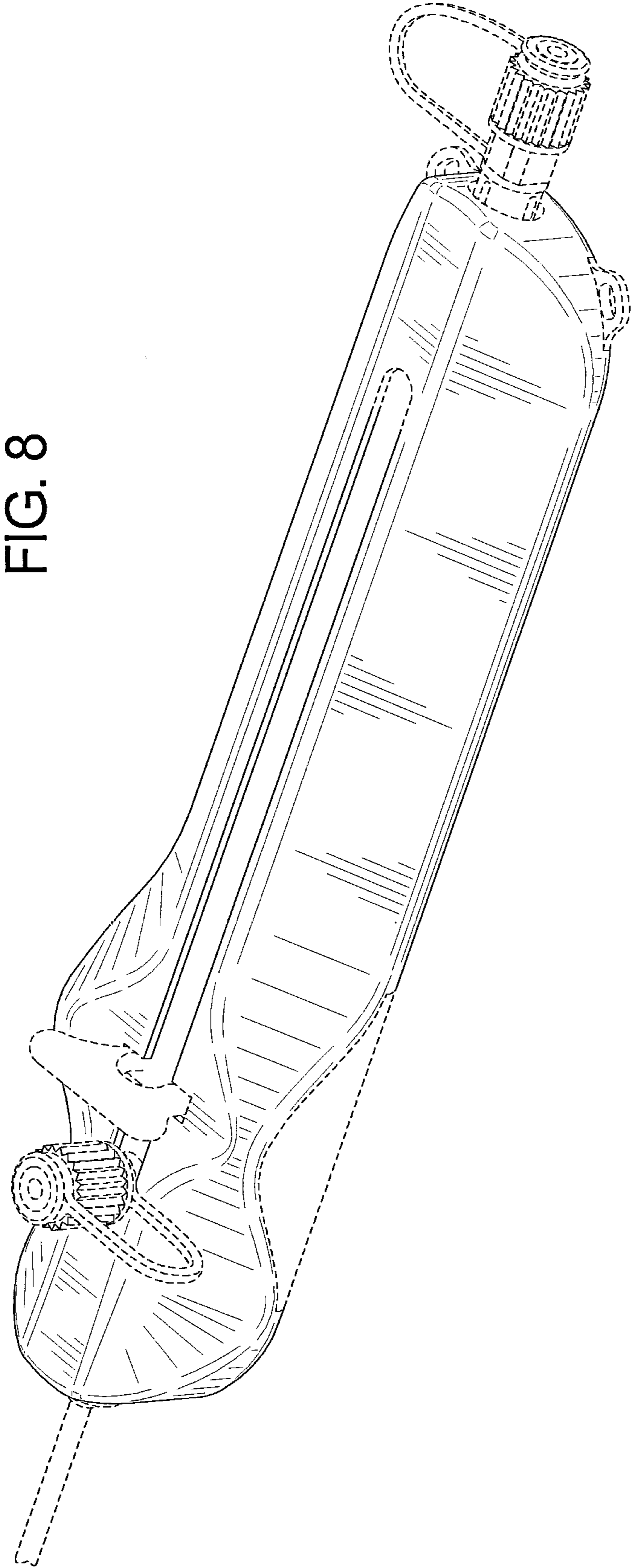


FIG. 8