



US00D715879S

(12) **United States Design Patent**
Goodwin et al.

(10) **Patent No.:** **US D715,879 S**
(45) **Date of Patent:** **** Oct. 21, 2014**

(54) **KNOB OF A BALL BAT**

(71) Applicant: **Wilson Sporting Goods Co.**, Chicago, IL (US)

(72) Inventors: **Ty B. Goodwin**, Vancouver, WA (US);
Glen Mason, Hillsboro, OR (US)

(73) Assignee: **Wilson Sporting Goods Co.**, Chicago, IL (US)

(**) Term: **14 Years**

(21) Appl. No.: **29/449,731**

(22) Filed: **Jun. 3, 2013**

(51) **LOC (10) Cl.** **21-02**

(52) **U.S. Cl.**
USPC **D21/753**

(58) **Field of Classification Search**
CPC A63B 59/06; A63B 59/0014; A63B 49/08;
A63B 59/0033; A63B 59/0088; A63B 59/0025
USPC D21/725, 753, 756; 473/564–568
See application file for complete search history.

(56) **References Cited**

U.S. PATENT DOCUMENTS

6,443,860 B1 * 9/2002 Byrne et al. 473/568
6,821,218 B2 * 11/2004 Byrne et al. 473/568

6,869,373 B1 * 3/2005 Byrne et al. 473/568
D523,105 S * 6/2006 Bernacchi et al. D21/753
D655,771 S * 3/2012 Thompson et al. D21/753
D694,842 S * 12/2013 Bentley et al. D21/753

* cited by examiner

Primary Examiner — Mitchell Siegel

(74) *Attorney, Agent, or Firm* — Terence P. O'Brien

(57) **CLAIM**

We claim the ornamental design for a knob of a ball bat, as shown and described.

DESCRIPTION

FIG. 1 is a side view of a bat including a knob of the present design;

FIG. 2 is an enlarged side perspective view of the knob of the ball bat of FIG. 1;

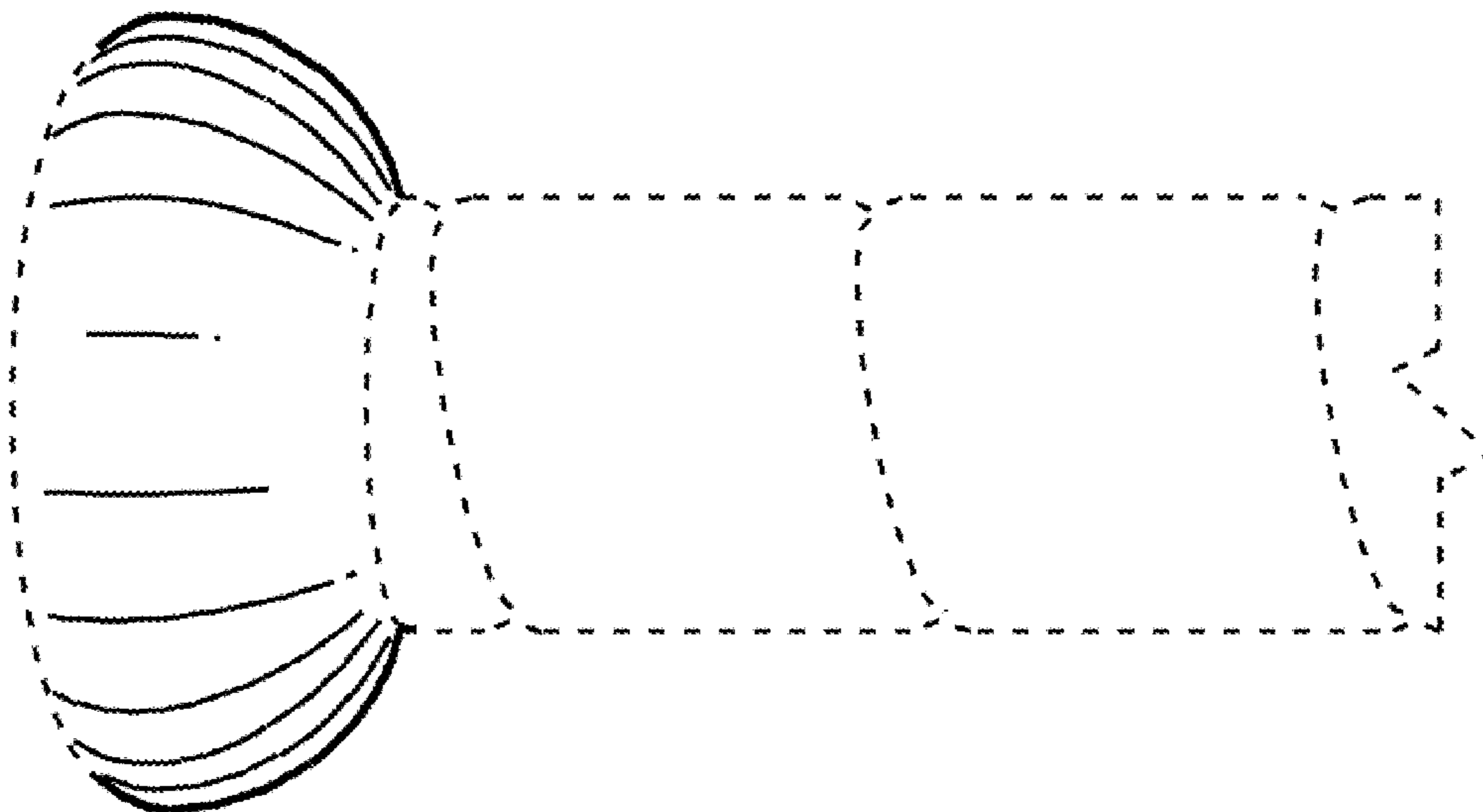
FIG. 3 is a side view of the knob of FIG. 1;

FIG. 4 is a first end view of the knob of the ball bat of FIG. 1; and,

FIG. 5 is a second end view of the knob of the ball bat of FIG. 1.

The ornamental design that is claimed is shown in solid lines in the drawings. The broken (dashed) lines shown in FIGS. 1 through 5 are included only for the purpose of illustrating environmental elements and break lines, and form no part of the claimed design.

1 Claim, 2 Drawing Sheets



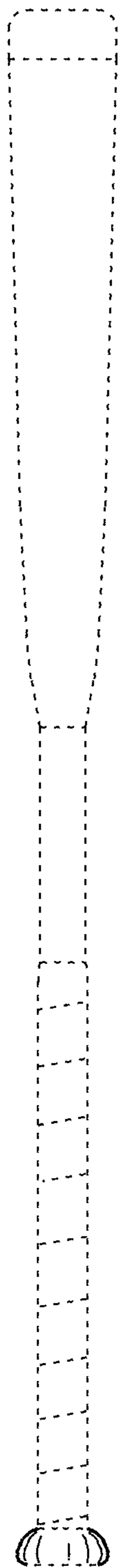


FIG. 1

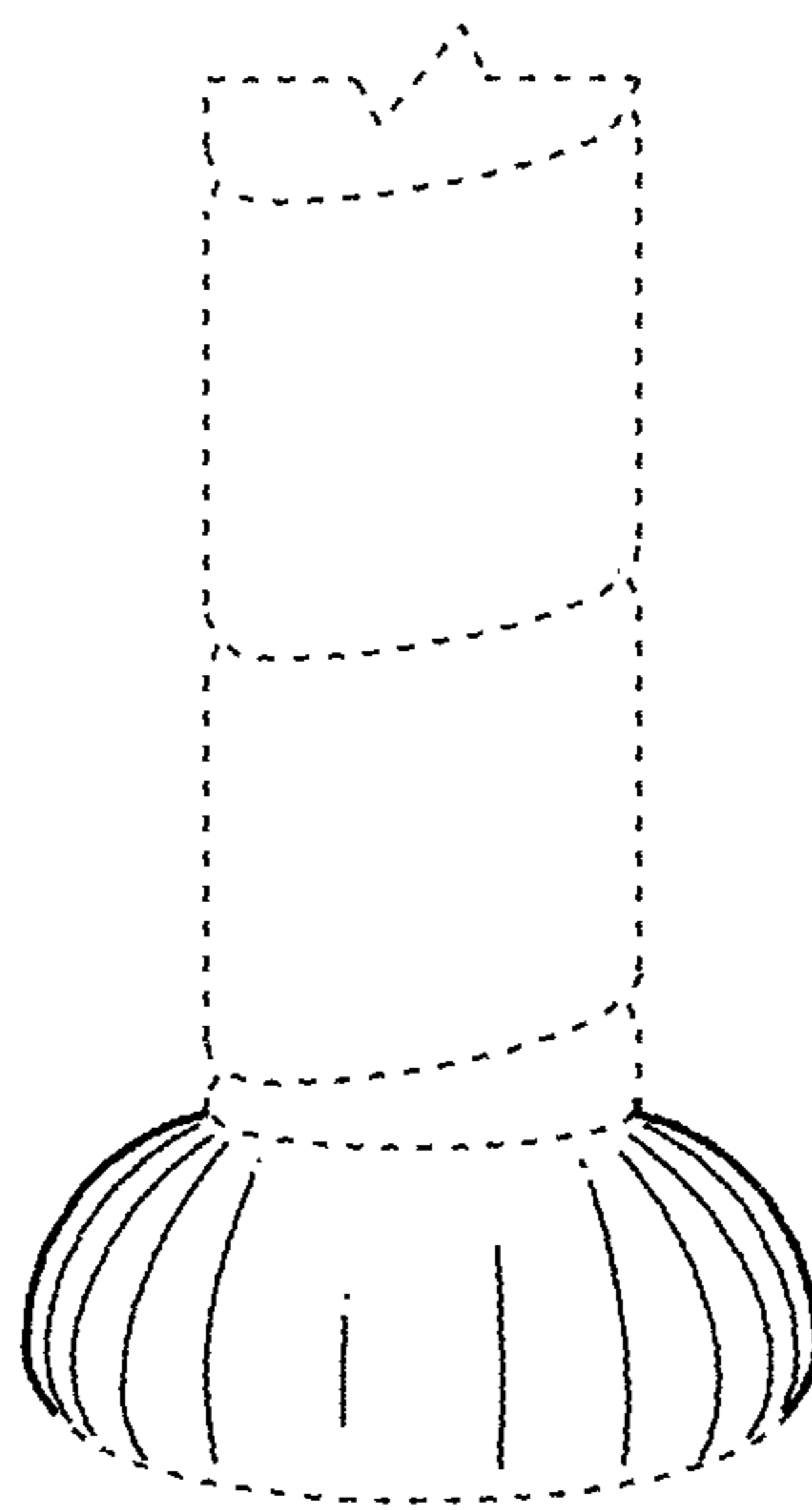


FIG. 2

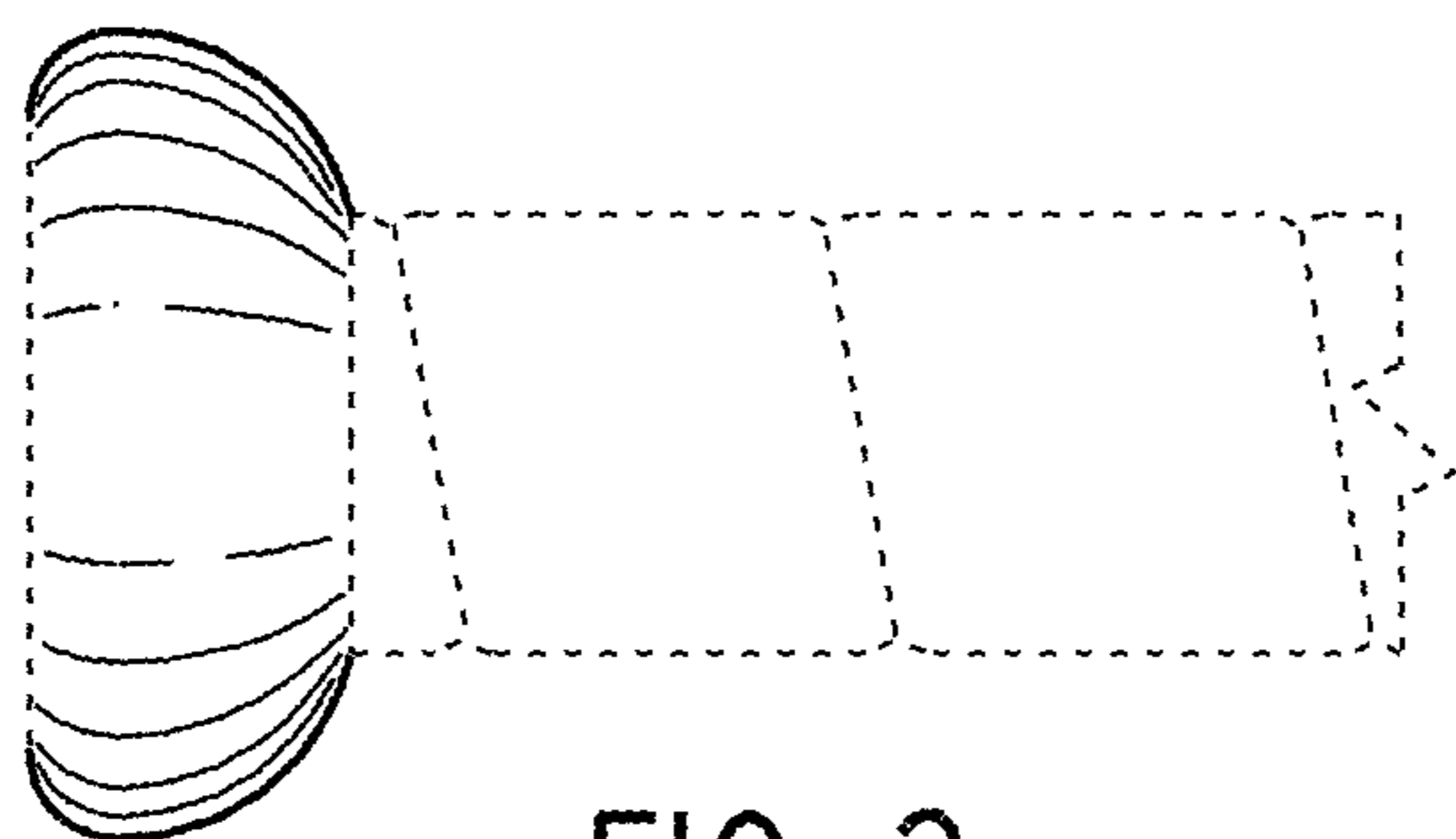


FIG. 3

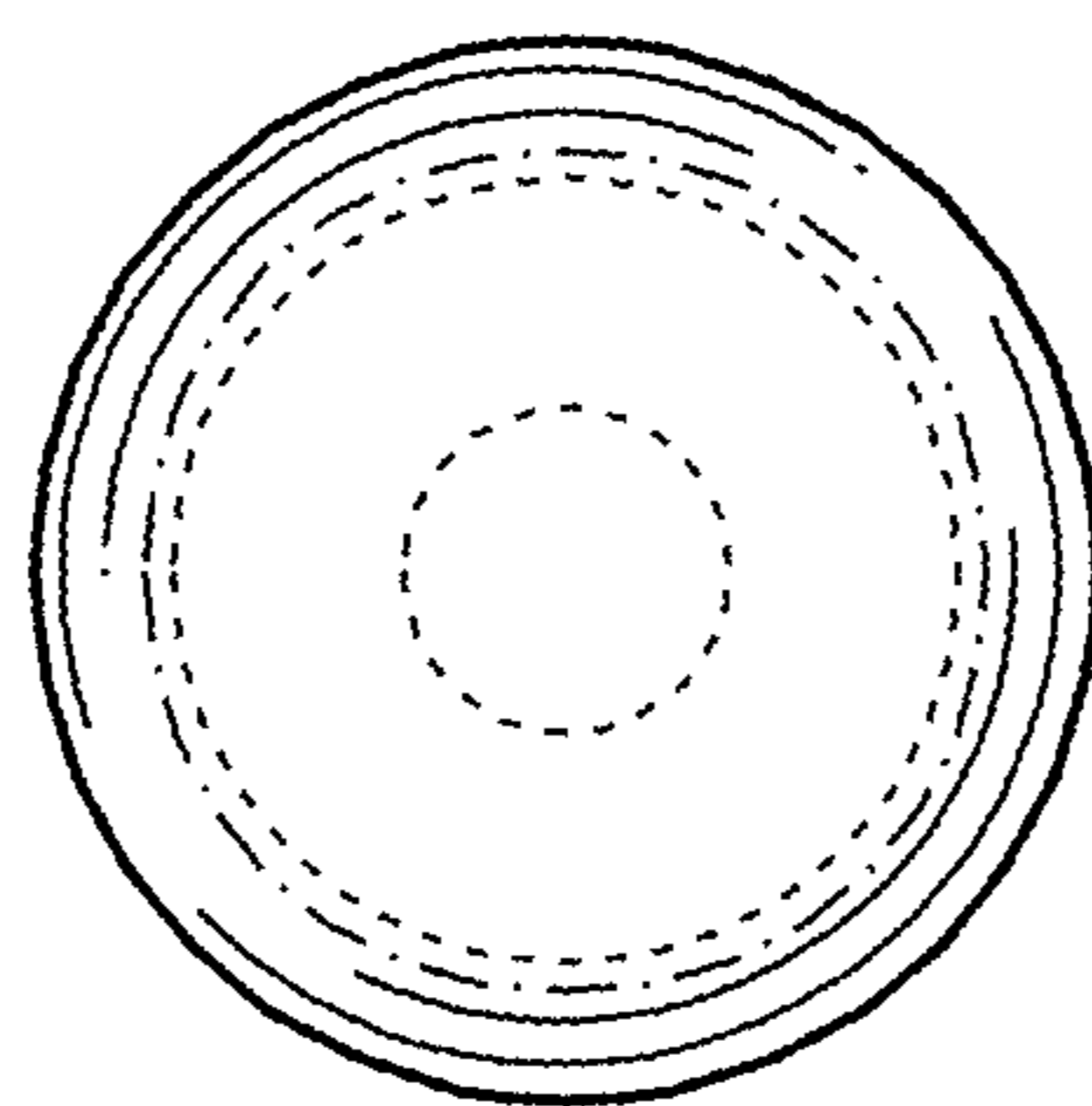


FIG. 4

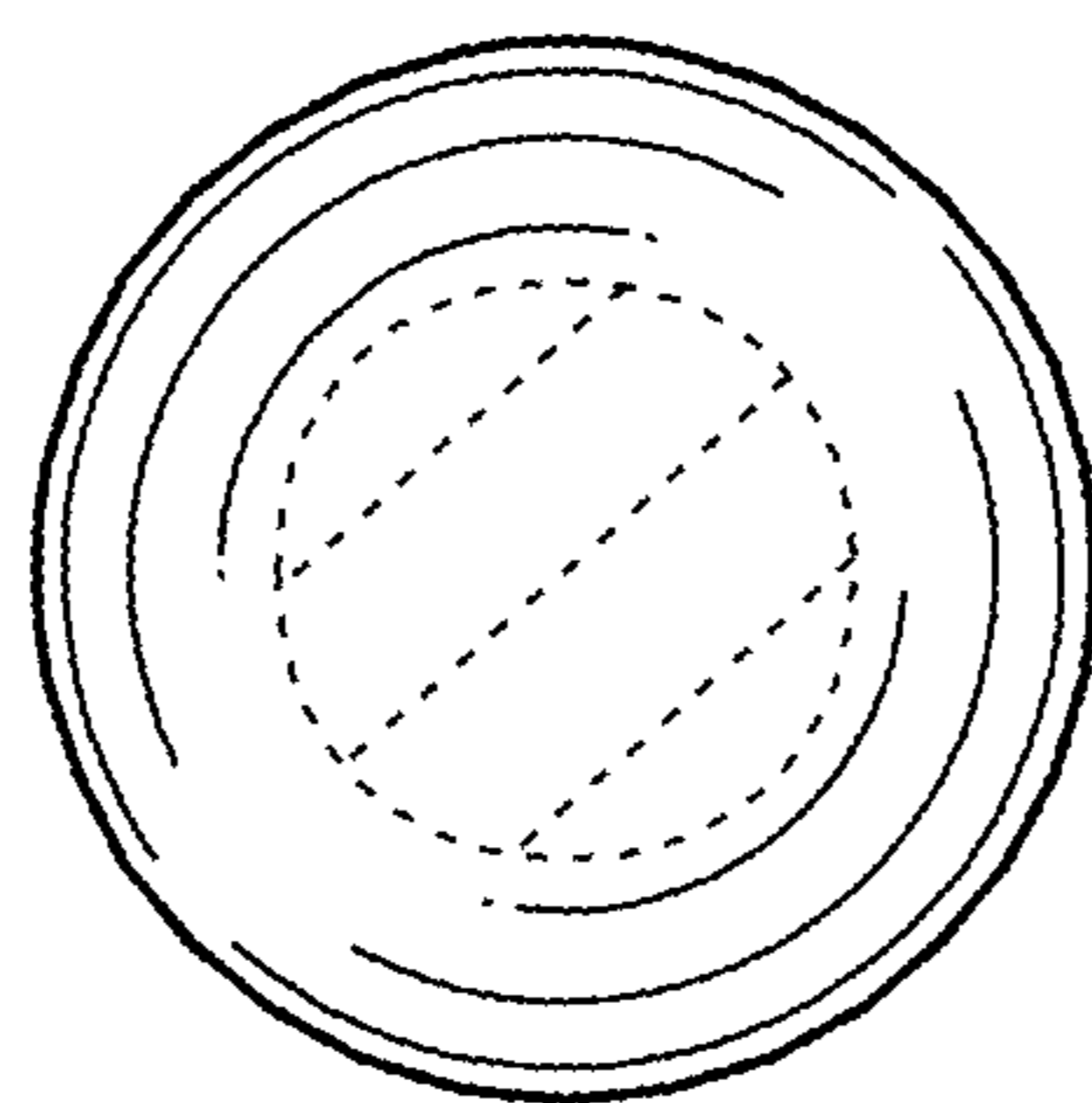


FIG. 5