



US00D715876S

(12) **United States Design Patent**
Cai

(10) **Patent No.:** **US D715,876 S**
(45) **Date of Patent:** **** Oct. 21, 2014**

(54) **ELECTRONIC TOY**
(71) Applicant: **Guangzhou Rewo Intelligence Technology Co., Ltd., Guangzhou (CN)**
(72) Inventor: **Gang Cai, Guangzhou (CN)**
(73) Assignee: **Guangzhou Rewo Intelligence Technology Co., Ltd. (CN)**
(**) Term: **14 Years**

D465,248 S *	11/2002	Ito et al.	D21/578
D467,983 S *	12/2002	Yamazaki	D21/611
D468,374 S *	1/2003	So	D21/611
D468,375 S *	1/2003	So	D21/611
D511,188 S *	11/2005	Takeda et al.	D21/611
D537,891 S *	3/2007	Judkins et al.	D21/611
D566,795 S *	4/2008	Judkins et al.	D21/611
D596,244 S	7/2009	Levy et al.	
D608,844 S	1/2010	Su	
D626,605 S	11/2010	Nakamura	
D667,510 S *	9/2012	Hayakawa et al.	D21/578
D688,329 S *	8/2013	Vinh Hoang	D21/578

* cited by examiner

(21) Appl. No.: **29/472,391**
(22) Filed: **Nov. 12, 2013**

Primary Examiner — Sandra Morris

(74) *Attorney, Agent, or Firm* — Schmeiser, Olsen & Watts, LLP

(30) **Foreign Application Priority Data**
May 14, 2013 (CN) 2013 3 0176799
(51) **LOC (10) Cl.** **21-01**
(52) **U.S. Cl.**
USPC **D21/611**
(58) **Field of Classification Search**
USPC D6/598; D11/158; D21/576–585,
D21/611–613; 446/72–73, 97–98, 268, 369;
D30/160; D14/159
See application file for complete search history.


(57) **CLAIM**
The ornamental design for an electronic toy, as shown and described.

(56) **References Cited**
U.S. PATENT DOCUMENTS
D454,378 S * 3/2002 Hornsby et al. D21/578
D457,205 S * 5/2002 Hornsby et al. D21/611

DESCRIPTION

FIG. 1 is a top perspective view of an electronic toy showing my new design;
FIG. 2 is a front view thereof;
FIG. 3 is a rear view thereof;
FIG. 4 is a top view thereof;
FIG. 5 is a bottom view thereof;
FIG. 6 is a left view thereof; and,
FIG. 7 is a right view thereof.

1 Claim, 7 Drawing Sheets






Fig. 1




Fig. 2



Fig. 3



Fig. 4




Fig. 5



Fig. 6




Fig. 7