



US00D715875S

(12) **United States Design Patent**
Lissone

(10) **Patent No.:** **US D715,875 S**
(45) **Date of Patent:** **** Oct. 21, 2014**

(54) **PLUSH TOY**

(71) Applicant: **Andre Christopher Lissone**, Baldwin,
NY (US)

(72) Inventor: **Andre Christopher Lissone**, Baldwin,
NY (US)

(**) Term: **14 Years**

(21) Appl. No.: **29/465,304**

(22) Filed: **Aug. 27, 2013**

(51) **LOC (10) Cl.** **21-01**

(52) **U.S. Cl.**
USPC **D21/605**

(58) **Field of Classification Search**
USPC D6/598; D11/158; D21/576-584,
D21/604-605, 635; 446/72-73, 97-98, 268,
446/369

See application file for complete search history.

(56) **References Cited**

U.S. PATENT DOCUMENTS

D277,122 S	1/1985	Shaffer	
D283,527 S *	4/1986	Shaffer et al.	D21/605
D290,981 S	7/1987	Shaffer	
D291,818 S *	9/1987	Forsse	D21/605
D312,675 S *	12/1990	Yockey	D21/604
D318,310 S *	7/1991	Trossman	D21/605
D345,594 S	3/1994	Brown	
D373,158 S *	8/1996	Dixon	D21/605
D390,267 S *	2/1998	Tsui	D21/654
D392,697 S *	3/1998	Grasso	D21/605

D418,552 S	1/2000	Hoover	
D426,595 S	6/2000	Jager	
D430,238 S	8/2000	Weinsteen	
D452,536 S *	12/2001	Chilton	D21/605
D469,133 S	1/2003	Rothschild	
D489,099 S *	4/2004	Ogg	D21/604
6,800,015 B1 *	10/2004	Derges	446/369
D540,891 S	4/2007	Hyman	
D565,126 S	3/2008	Fong	
D653,712 S *	2/2012	Gickler	D21/604

* cited by examiner

Primary Examiner — Sandra Morris

(74) *Attorney, Agent, or Firm* — QuickPatents; Kevin Prince

(57) **CLAIM**

I claim the ornamental design for a plush toy, as shown and described.

DESCRIPTION

FIG. 1 is a perspective view of a plush toy, showing my new design;

FIG. 2 is a front elevational view of FIG. 1;

FIG. 3 is a rear elevational view of FIG. 1;

FIG. 4 is a right-side elevational view of FIG. 1;


FIG. 5 is a left-side elevational view of FIG. 1;

FIG. 6 is a top plan view of FIG. 1; and,

FIG. 7 is a bottom plan view of FIG. 1.

The broken lines showing a flag and country name in the figures depict environmental matter and form no part of the claimed design.

1 Claim, 4 Drawing Sheets






FIG. 1




FIG. 2




FIG. 3



FIG. 4




FIG. 5



FIG. 6



FIG. 7