



US00D715873S

(12) **United States Design Patent**
Norman et al.

(10) **Patent No.:** **US D715,873 S**
(45) **Date of Patent:** **** Oct. 21, 2014**

- (54) **BEAM COMPONENT FOR A CONSTRUCTION KIT**
- (71) Applicant: **Innovation First, Inc.**, Greenville, TX (US)
- (72) Inventors: **David Anthony Norman**, Greenville, TX (US); **Robert H. Mimlitch, III**, Rowlett, TX (US); **Paul David Copioli**, Rockwall, TX (US); **Gregory James Lavender**, Rockwall, TX (US); **Aren Calder Hill**, Rockford, IL (US); **Douglas Michael Galletti**, Allen, TX (US); **John Edward Vielkind-Neun**, Rockwall, TX (US); **Arthur Philip Dutra, IV**, Greenville, TX (US)
- (73) Assignee: **Innovation First, Inc.**, Greenville, TX (US)
- (**) Term: **14 Years**
- (21) Appl. No.: **29/483,322**
- (22) Filed: **Feb. 27, 2014**

Related U.S. Application Data

- (62) Division of application No. 29/451,721, filed on Apr. 8, 2013, now Pat. No. Des. 707,306.
- (51) **LOC (10) Cl.** **21-01**
- (52) **U.S. Cl.**
USPC **D21/504**; D21/486
- (58) **Field of Classification Search**
CPC A63H 33/00; A63H 33/04; A63H 33/06;
A63H 33/08; A63H 33/10; A63H 33/12;
A63H 33/14; A63F 9/08; A63F 9/12; G09B
1/36
USPC D21/484, 485, 486, 488, 489, 491, 494,
D21/495, 499, 500-504; 446/69, 85,
446/102-128; 434/208, 259, 403; 273/153,
273/156, 160; 428/174
See application file for complete search history.

- (56) **References Cited**
U.S. PATENT DOCUMENTS

D332,645 S *	1/1993	Knudsen	D21/504
D374,257 S *	10/1996	Schmidt et al.	D21/486
D374,465 S	10/1996	Schmidt	
5,816,882 A	10/1998	Guegan et al.	
D406,611 S	3/1999	Holm	
D409,675 S *	5/1999	Krog	D21/486
D410,973 S *	6/1999	Jensen	D21/486
D411,592 S *	6/1999	Krog	D21/504
D528,608 S	9/2006	Kossmann	
D553,199 S	10/2007	Glickman et al.	
7,517,270 B2 *	4/2009	Marzetta	446/122
D603,976 S *	11/2009	Pearce	D25/114
D611,107 S	3/2010	Schmidt	
D706,363 S *	6/2014	Norman et al.	D21/491

* cited by examiner

Primary Examiner — Cynthia M Chin
(74) *Attorney, Agent, or Firm* — Adam K. Sacharoff; Much Shelist

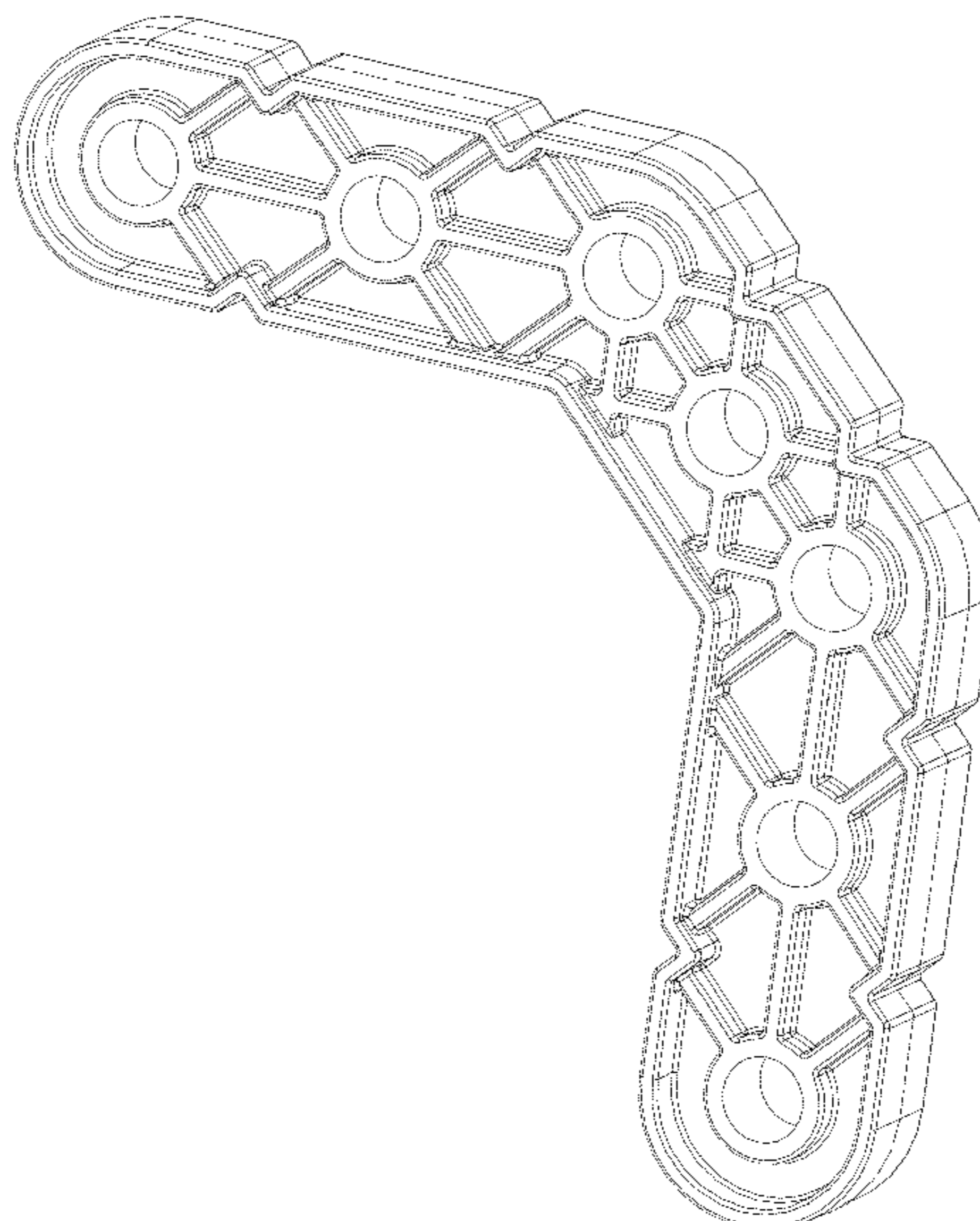
(57) **CLAIM**

The ornamental design for a beam component for a construction kit, as shown and described.

DESCRIPTION

FIG. 1 is a front perspective view of a beam component for a construction kit in accordance with our new design.
FIG. 2 is a rear perspective view of FIG. 1;
FIG. 3 is a top side perspective view of FIG. 1;
FIG. 4 is a bottom side view of FIG. 1;
FIG. 5 is a right side view of FIG. 1;
FIG. 6 is a left side view of FIG. 1;
FIG. 7 is a front side view of FIG. 1; and,
FIG. 8 is a rear side view of FIG. 1.
The broken lines are for environmental purposes only and form no part of the claimed design.

1 Claim, 8 Drawing Sheets



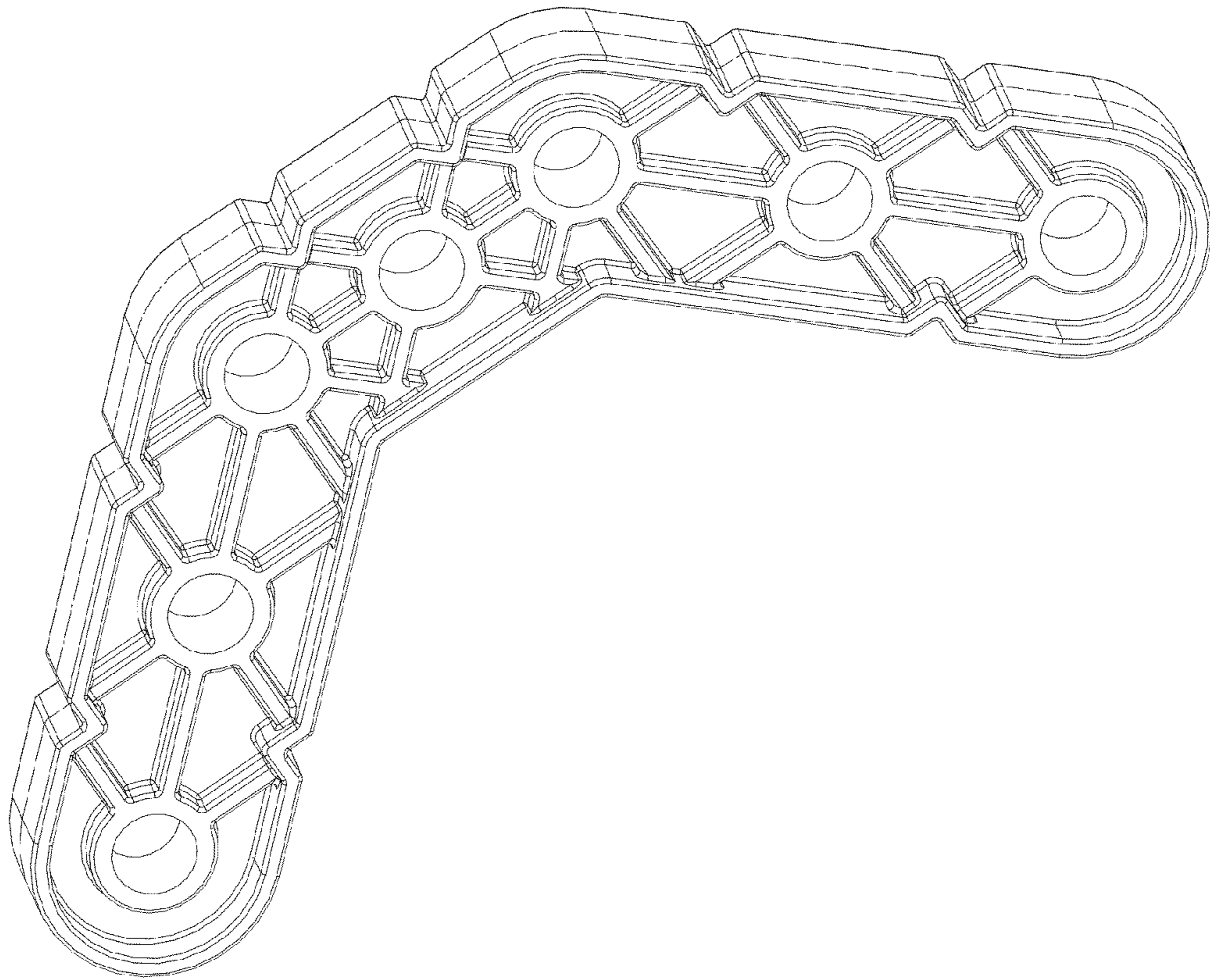


FIGURE 1

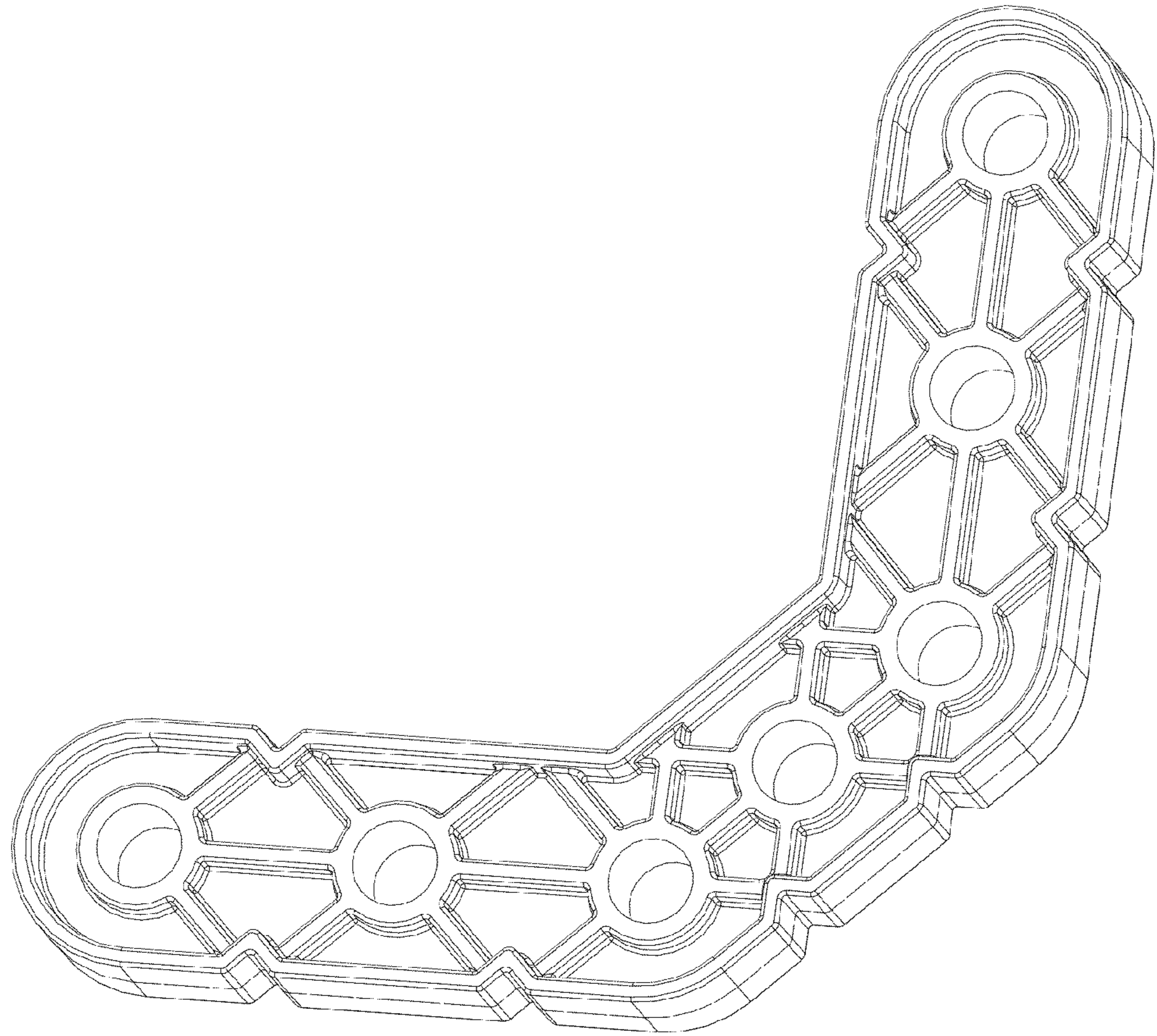


FIGURE 2




FIGURE 3

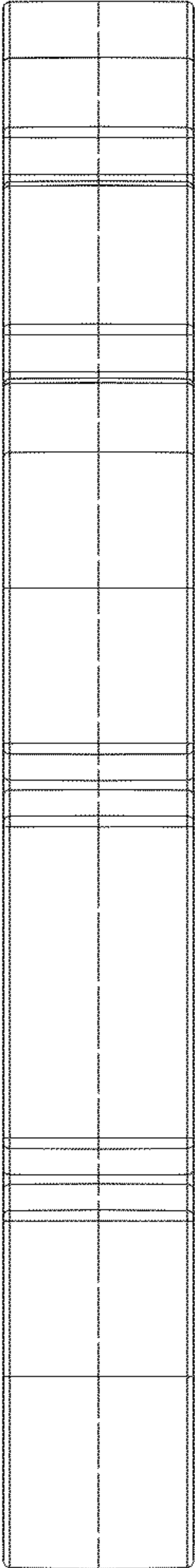


FIGURE 4

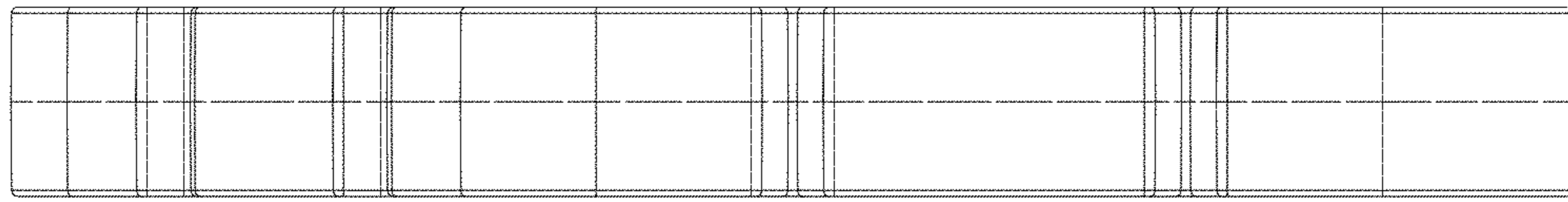


FIGURE 5




FIGURE 6

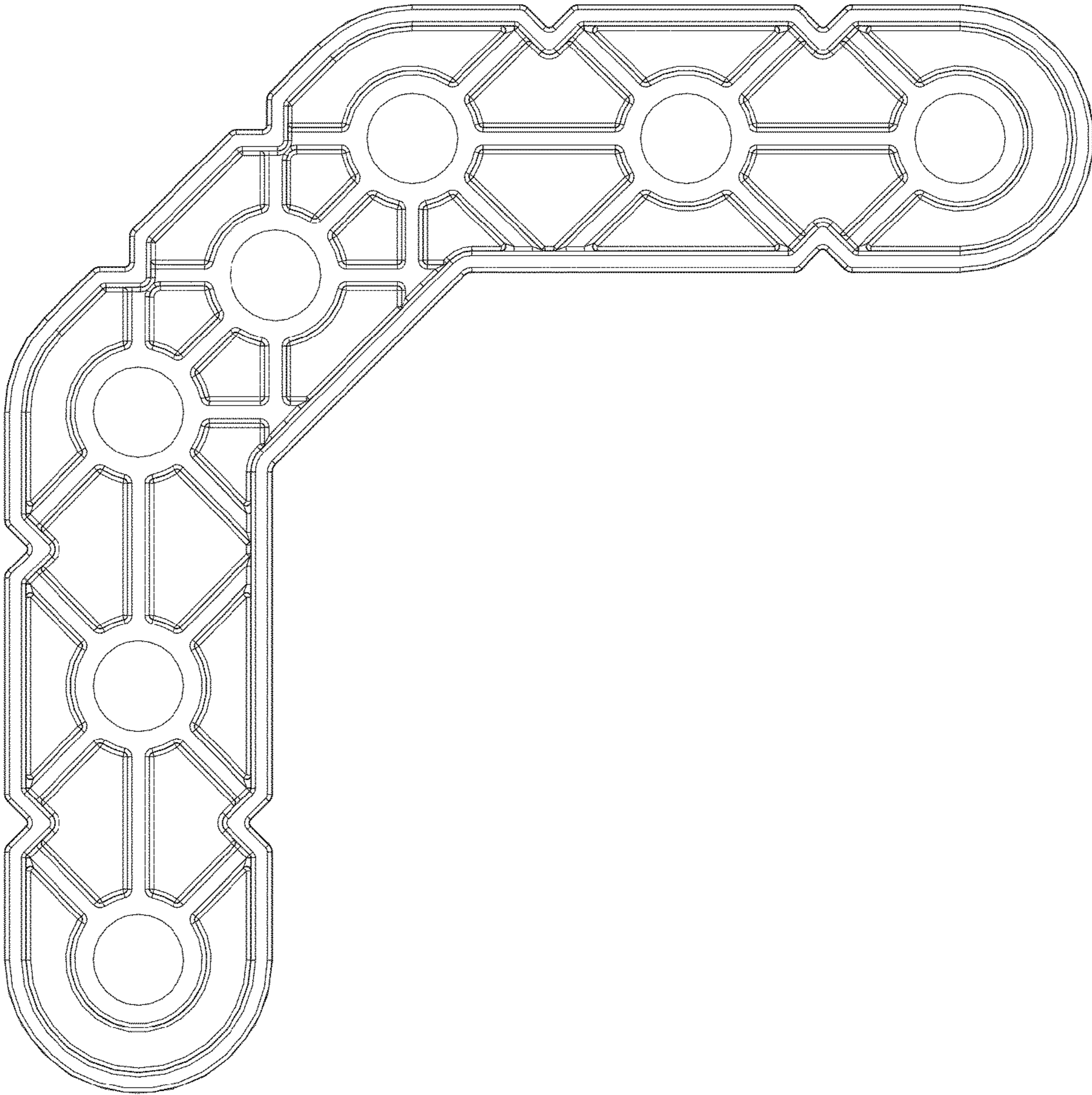


FIGURE 7

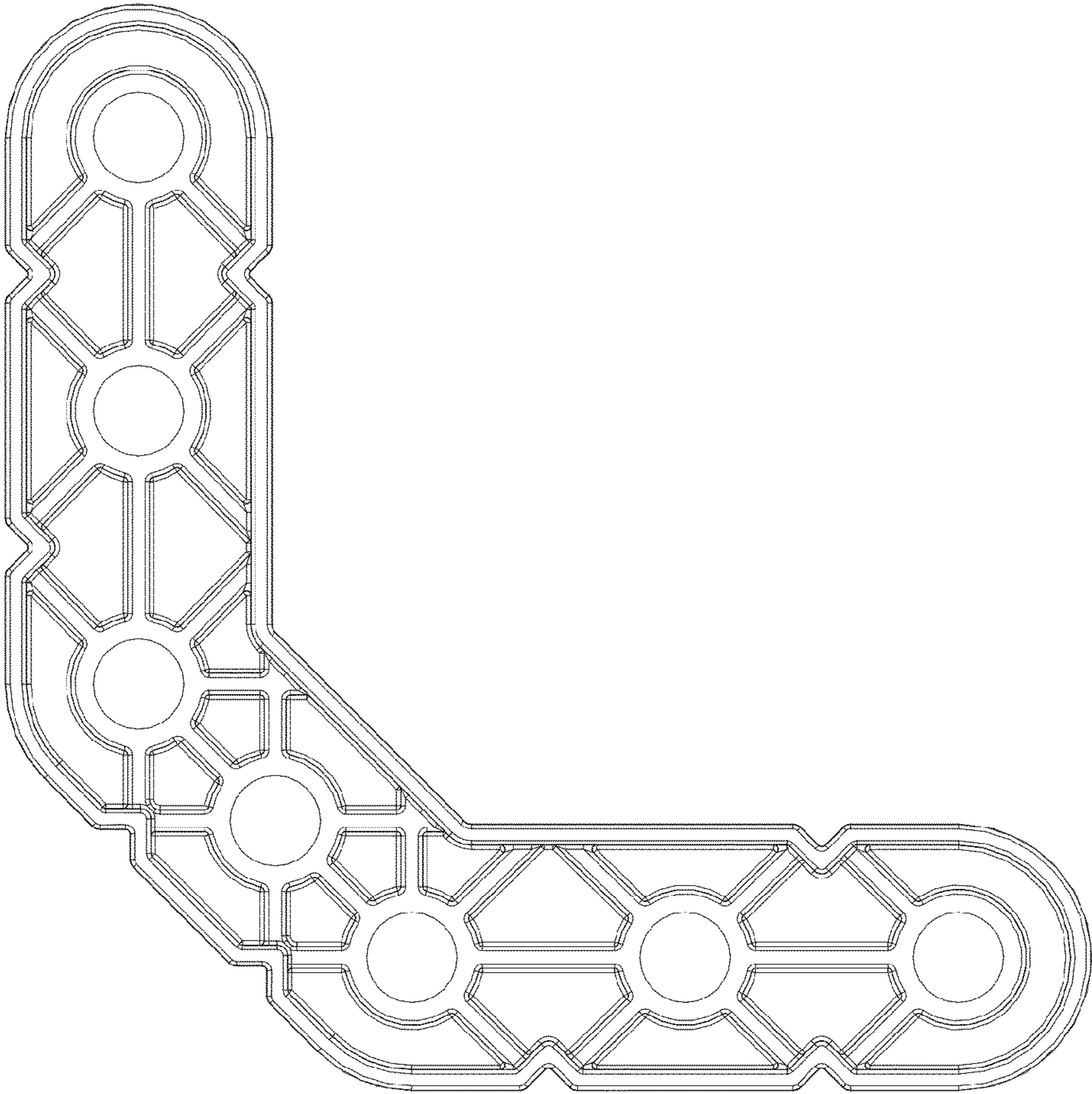


FIGURE 8