



US00D715872S

(12) **United States Design Patent**
Balanchi

(10) **Patent No.:** **US D715,872 S**

(45) **Date of Patent:** **** Oct. 21, 2014**

(54) **MAGNETIC CONNECTOR FOR TOYS**

(71) Applicant: **Steven H. Balanchi**, Glendale, CA (US)

(72) Inventor: **Steven H. Balanchi**, Glendale, CA (US)

(**) Term: **14 Years**

(21) Appl. No.: **29/463,754**

(22) Filed: **Feb. 24, 2014**

(51) **LOC (10) Cl.** **21-01**

(52) **U.S. Cl.**

USPC **D21/498**; D21/486

(58) **Field of Classification Search**

USPC D21/484, 485, 486, 489, 491, 494, 495,
D21/499, 500-504; 446/69, 85, 102-128,
446/132; 434/208, 259, 403; 273/153, 156,
273/160; 428/174

See application file for complete search history.

(56) **References Cited**

U.S. PATENT DOCUMENTS

2,846,809	A *	8/1958	Majewski	446/92
3,694,954	A *	10/1972	Brumlik	446/102
D306,190	S *	2/1990	Poulsen	D21/498
5,897,417	A *	4/1999	Grey	446/125
6,401,488	B1 *	6/2002	Cousin et al.	446/120
D622,329	S *	8/2010	Davies	D21/498
7,918,708	B2 *	4/2011	Kowalski	446/85
7,955,155	B2 *	6/2011	Tremblay et al.	446/92

8,292,687	B2 *	10/2012	Tremblay et al.	446/92
8,529,311	B2 *	9/2013	Tremblay et al.	446/91
2003/0148699	A1 *	8/2003	Balanchi	446/85
2005/0118926	A1 *	6/2005	Roger	446/137
2007/0010164	A1 *	1/2007	Kowalski	446/485
2007/0190892	A1 *	8/2007	Manvelian	446/92
2007/0287353	A1 *	12/2007	Vicentelli	446/92
2009/0170396	A1 *	7/2009	Tardif et al.	446/92

* cited by examiner

Primary Examiner — Cynthia M Chin

(74) *Attorney, Agent, or Firm* — Frederick Gotha

(57) **CLAIM**

The ornamental design for a magnetic connector for toys, as shown and described.

DESCRIPTION

FIG. 1 is a perspective view of a magnetic connector for toys showing my new design;

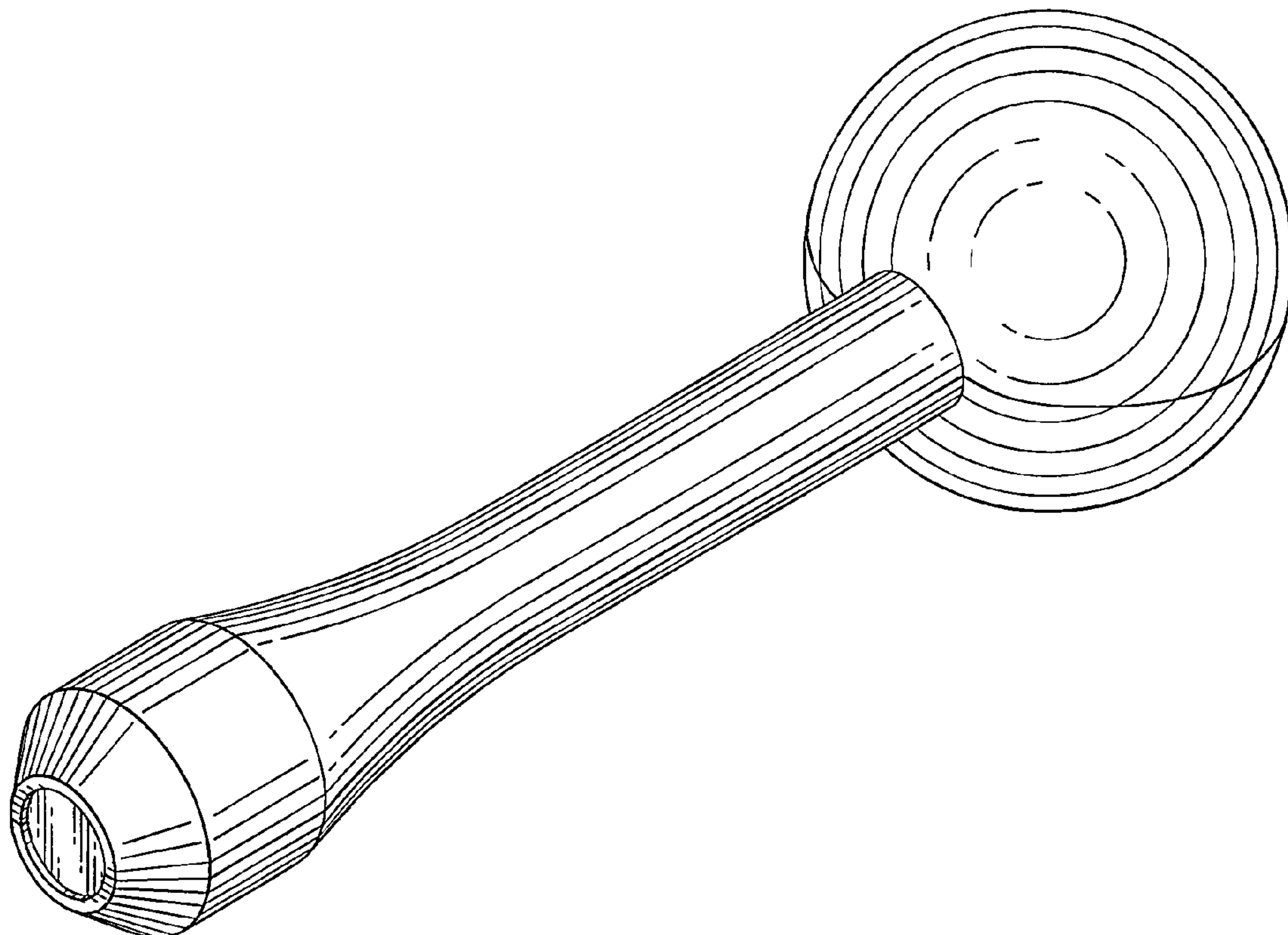
FIG. 2 is a front view of the magnetic connector for toys shown in perspective in FIG. 1 and the rear view is a mirror image thereof;

FIG. 3 is a top view thereof and the bottom view is a mirror image thereof;

FIG. 4 is a left side elevational view of FIG. 2; and,

FIG. 5 is right side elevational view of FIG. 2.

1 Claim, 2 Drawing Sheets



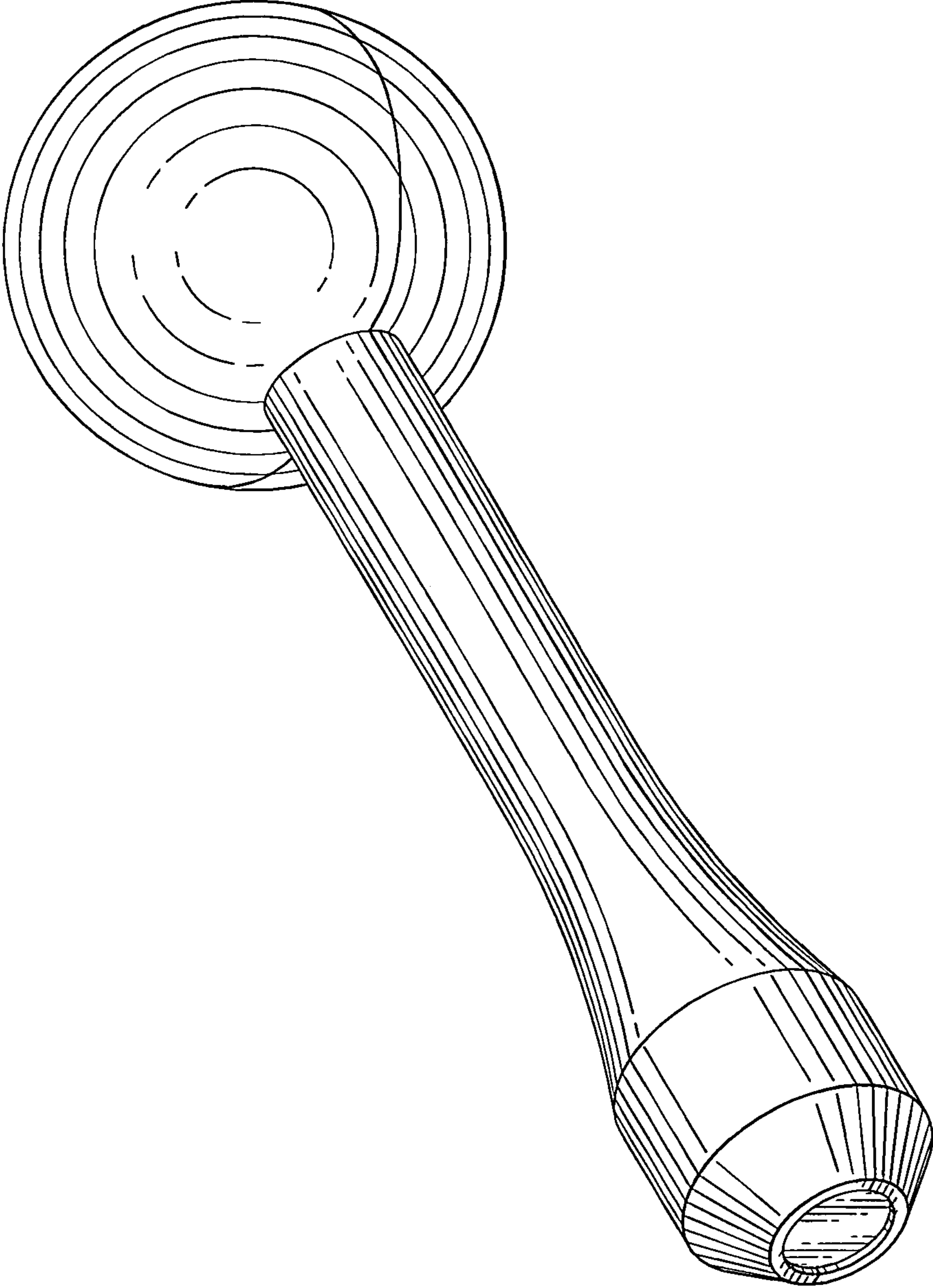


FIG. 1

FIG. 5

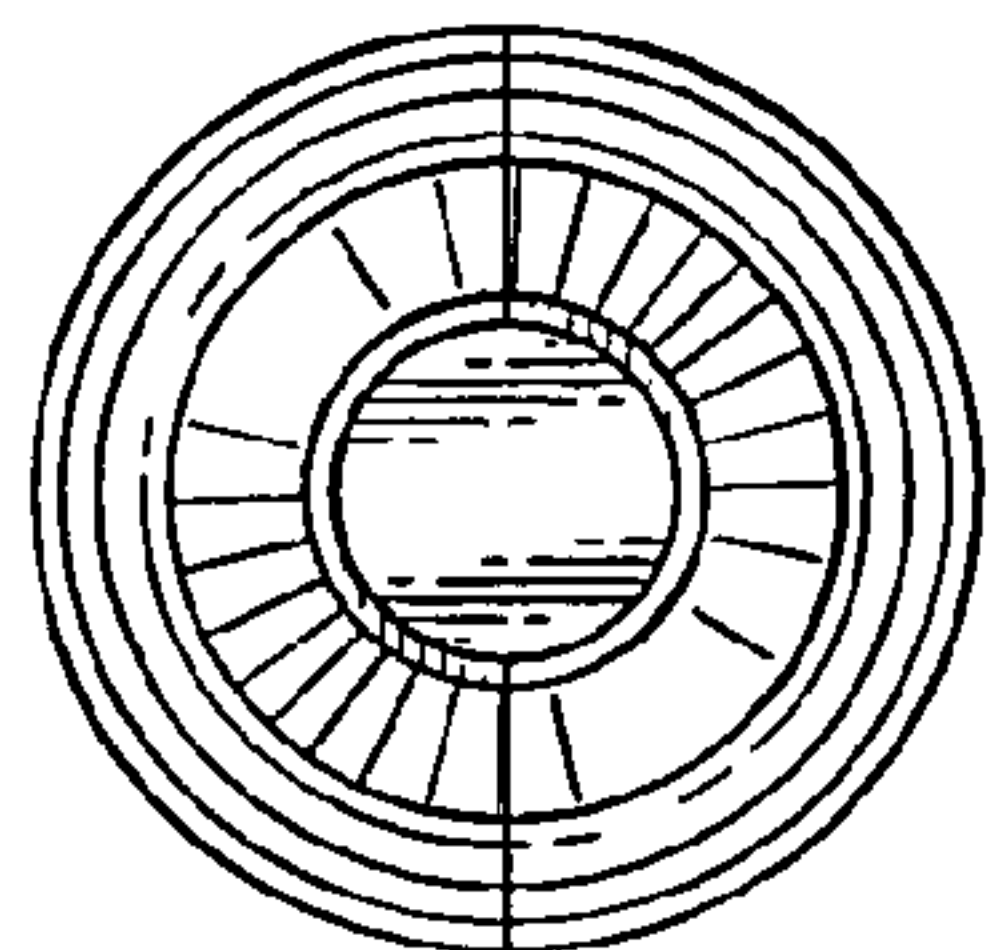


FIG. 2

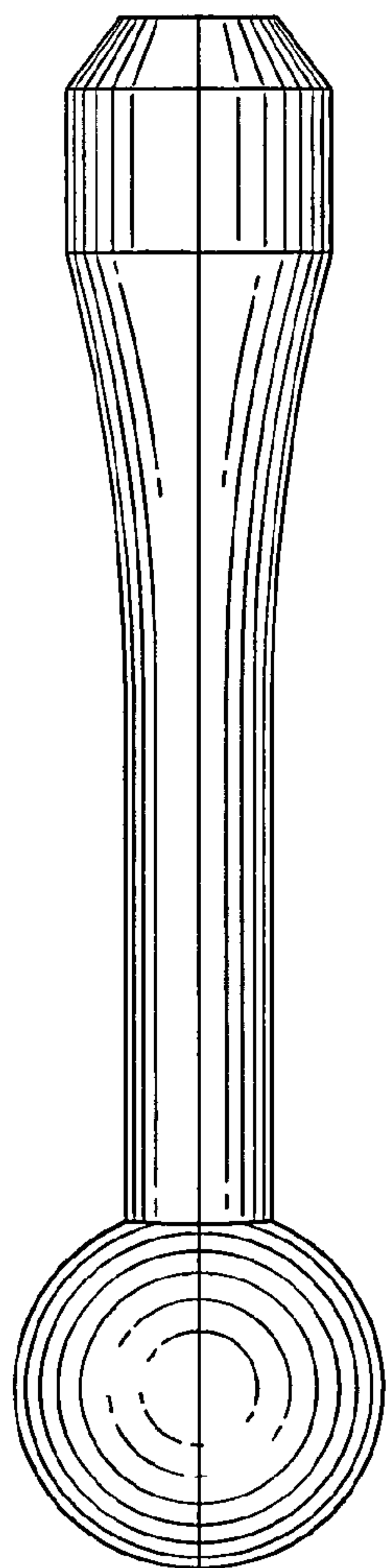


FIG. 3

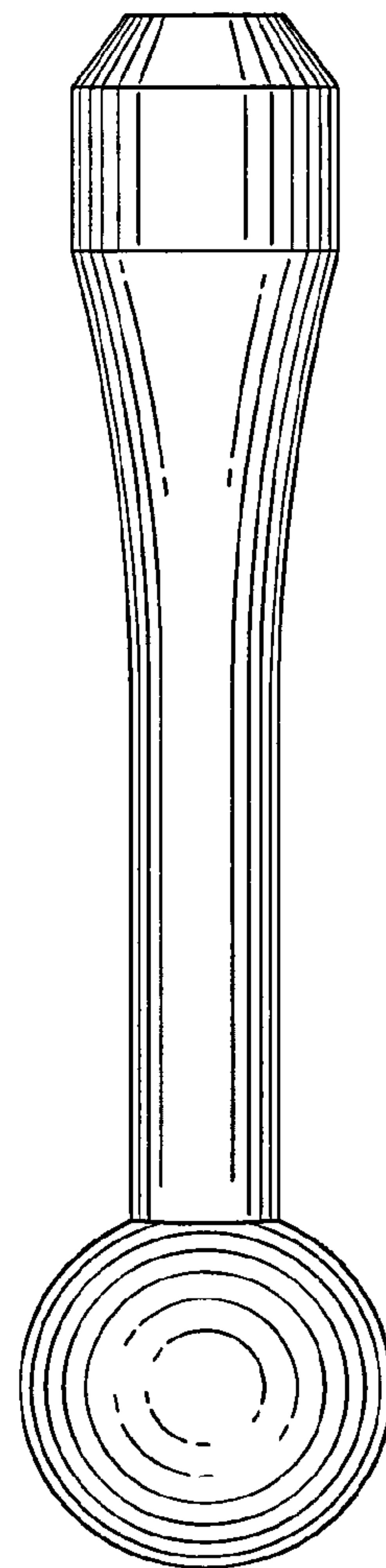


FIG. 4

