



US00D715849S

(12) **United States Design Patent**
Boxberger, Jr.

(10) **Patent No.:** **US D715,849 S**
(45) **Date of Patent:** **** Oct. 21, 2014**

(54) **GUITAR**

(71) Applicant: **Frank D. Boxberger, Jr.**, Scottsdale, AZ
(US)

(72) Inventor: **Frank D. Boxberger, Jr.**, Scottsdale, AZ
(US)

(**) Term: **14 Years**

(21) Appl. No.: **29/481,338**

(22) Filed: **Feb. 4, 2014**

(51) **LOC (10) Cl.** **17-03**

(52) **U.S. Cl.**
USPC **D17/14**

(58) **Field of Classification Search**
USPC D17/14, 18, 19, 20, 21, 99; 84/267,
84/268, 290, 291, 292, 293, 297 R, 298,
84/304, 307, 314 R, 314 N, 453, 327
See application file for complete search history.

(56) **References Cited**

U.S. PATENT DOCUMENTS

D312,473 S * 11/1990 Ross D17/17
5,095,795 A * 3/1992 Wilfer 84/291

D329,668 S * 9/1992 Connelly D21/483
D420,695 S * 2/2000 Petrounov D17/20
D441,004 S * 4/2001 Kondo D17/14
D544,767 S * 6/2007 Kelleghan D8/38
D574,036 S * 7/2008 Kwak et al. D17/14
D584,339 S * 1/2009 Lyngge D17/20
D584,761 S * 1/2009 Lyngge D17/20
D664,188 S * 7/2012 Keizo D17/20
2003/0145711 A1 * 8/2003 Tamura 84/291
2014/0116226 A1 * 5/2014 Saito et al. 84/291

* cited by examiner

Primary Examiner — Rashida Johnson

(57) **CLAIM**

The ornamental design for a guitar, as shown and described.

DESCRIPTION

FIG. 1 is a perspective front view of a guitar;
FIG. 2 is a front elevation view of the guitar;
FIG. 3 is a rear elevation view of the guitar;
FIG. 4 is a left side elevation view of the guitar;
FIG. 5 is a right side elevation view of the guitar;
FIG. 6 is a top plan view of the guitar; and,
FIG. 7 is a bottom plan view of the guitar.

1 Claim, 3 Drawing Sheets




FIG. 1

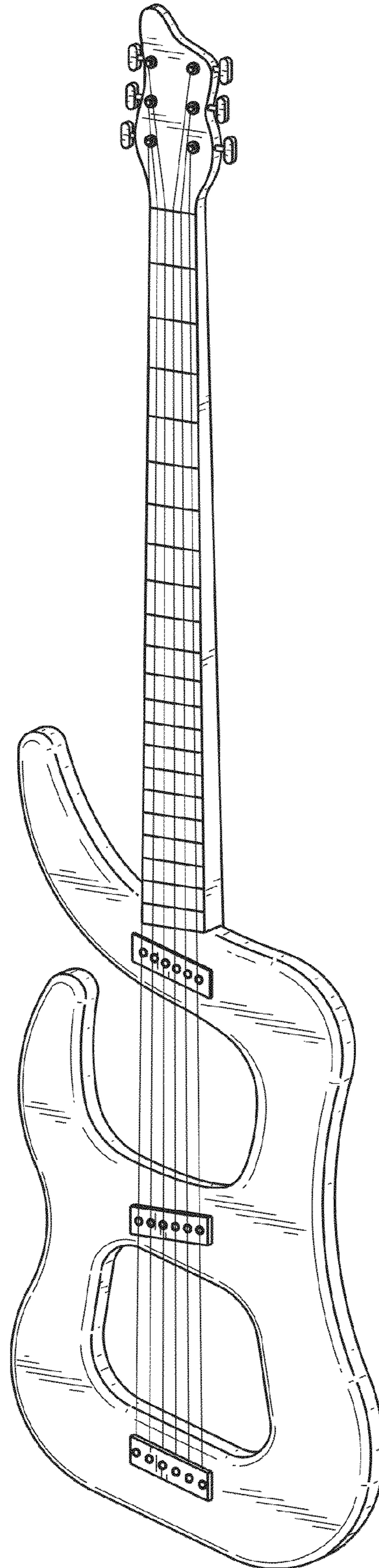


FIG. 2

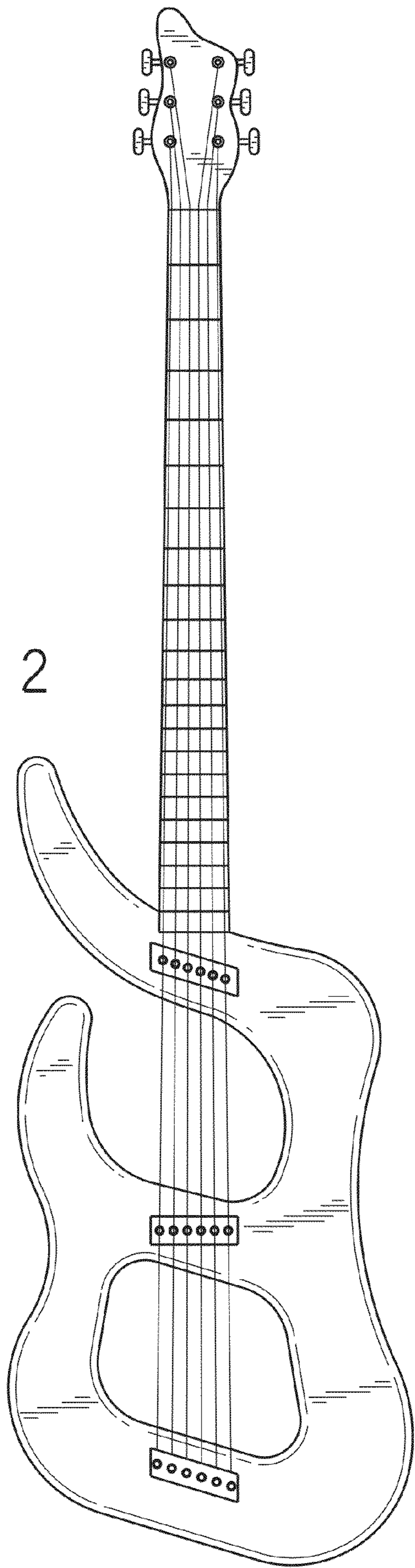


FIG. 3

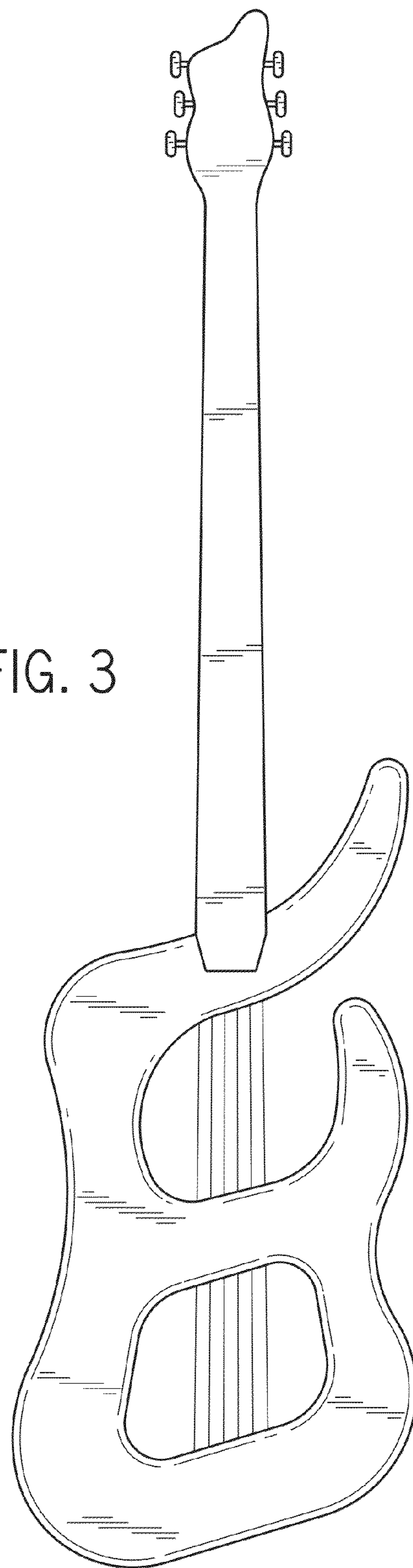


FIG. 4

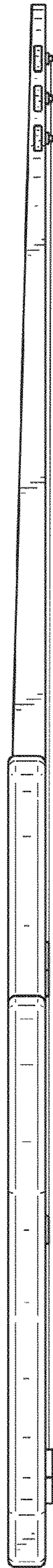


FIG. 5



FIG. 6



FIG. 7

