



US00D715839S

(12) **United States Design Patent**  
**Park et al.**

(10) **Patent No.:** **US D715,839 S**  
(45) **Date of Patent:** **\*\* Oct. 21, 2014**

(54) **REFRIGERATOR**

(71) Applicant: **Samsung Electronics Co., Ltd.**,  
Suwon-si (KR)  
(72) Inventors: **Seojin Park**, Seoul (KR); **Ri-Na Sin**,  
Seoul (KR); **Dajeong Kim**, Seoul (KR)  
(73) Assignee: **Samsung Electronics Co., Ltd.**,  
Suwon-Si (KR)

(\*\*) Term: **14 Years**  
(21) Appl. No.: **29/452,925**  
(22) Filed: **Apr. 23, 2013**

(30) **Foreign Application Priority Data**  
Oct. 24, 2012 (KR) ..... 30-2012-0050657  
(51) **LOC (10) Cl.** ..... **15-07**  
(52) **U.S. Cl.**  
USPC ..... **D15/91**  
(58) **Field of Classification Search**  
USPC ..... D15/79-89, 91; 62/3.1-3.64, 389-400,  
62/440, 441, 467, 531, 265, 246-255, 293,  
62/125, 127; 312/236, 352, 400-408, 116,  
312/139.2

See application file for complete search history.

(56) **References Cited**

U.S. PATENT DOCUMENTS

|           |     |         |             |       |         |
|-----------|-----|---------|-------------|-------|---------|
| 2,945,733 | A * | 7/1960  | Malia       | ..... | 312/200 |
| 3,086,830 | A * | 4/1963  | Malia       | ..... | 312/200 |
| D325,918  | S * | 5/1992  | Lloyd       | ..... | D15/81  |
| D467,597  | S * | 12/2002 | Min et al.  | ..... | D15/85  |
| D524,832  | S * | 7/2006  | Kim et al.  | ..... | D15/85  |
| D671,150  | S * | 11/2012 | Shim et al. | ..... | D15/85  |
| D671,571  | S * | 11/2012 | Shim et al. | ..... | D15/85  |
| D674,413  | S * | 1/2013  | Euna et al. | ..... | D15/85  |

\* cited by examiner

*Primary Examiner* — Mitchell Siegel  
(74) *Attorney, Agent, or Firm* — Ladas & Parry LLP

(57) **CLAIM**  
The ornamental design for a refrigerator, as shown and described.

**DESCRIPTION**

FIG. 1 is the front/left-side/top perspective view of a refrigerator showing our new design;  
FIG. 2 is the front elevational view thereof;  
FIG. 3 is the rear elevational view thereof;  
FIG. 4 is the left-side elevational view thereof;  
FIG. 5 is the right-side elevational view thereof;  
FIG. 6 is the top plan view thereof;  
FIG. 7 is the bottom plan view thereof; and,  
FIG. 8. is the front/left-side/top perspective view thereof, the doors being shown in an open position.  
The dashed broken lines illustrating portions of the refrigerator are for environmental purposes only and form no part of the claimed design.

**1 Claim, 8 Drawing Sheets**

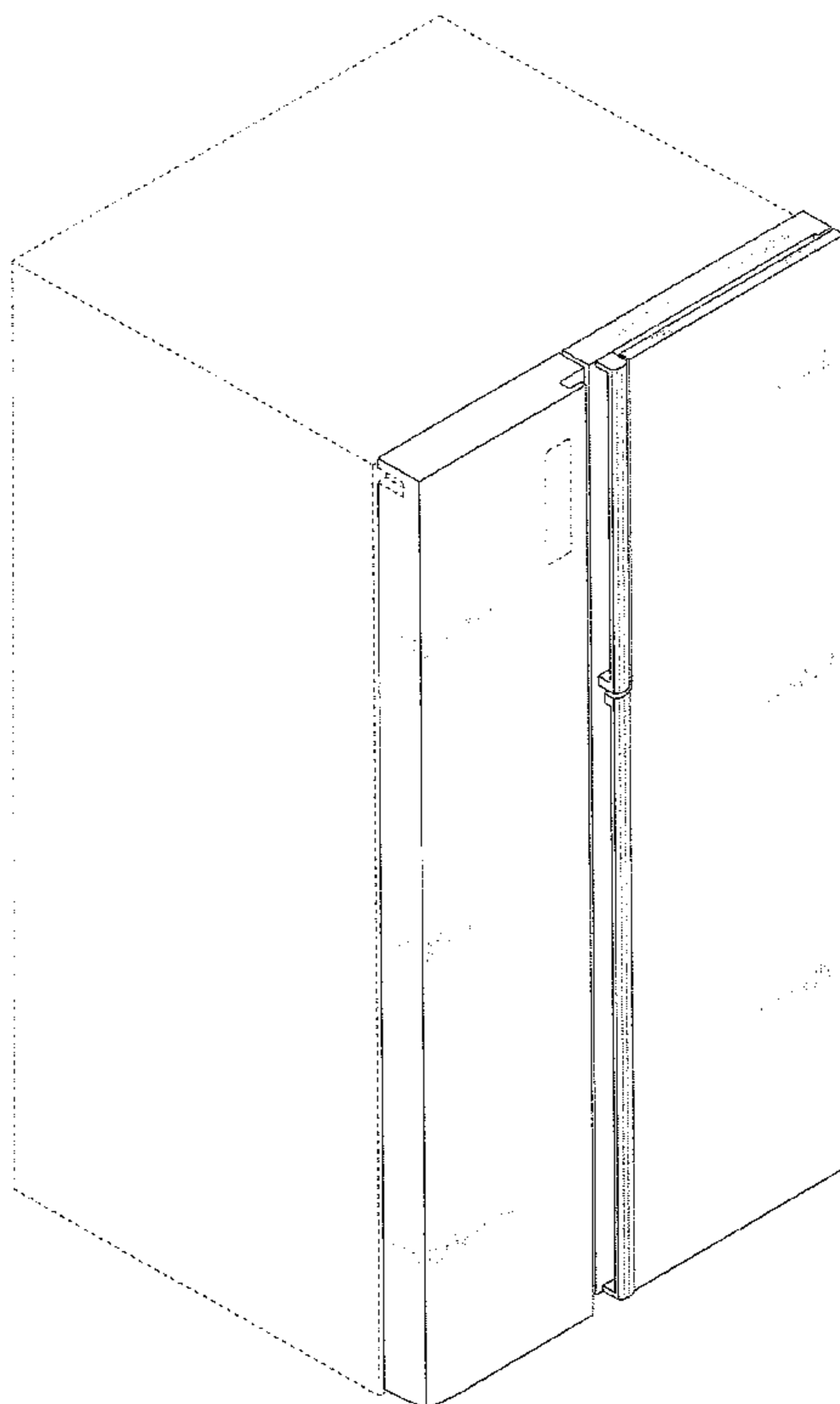


Fig. 1




Fig. 2

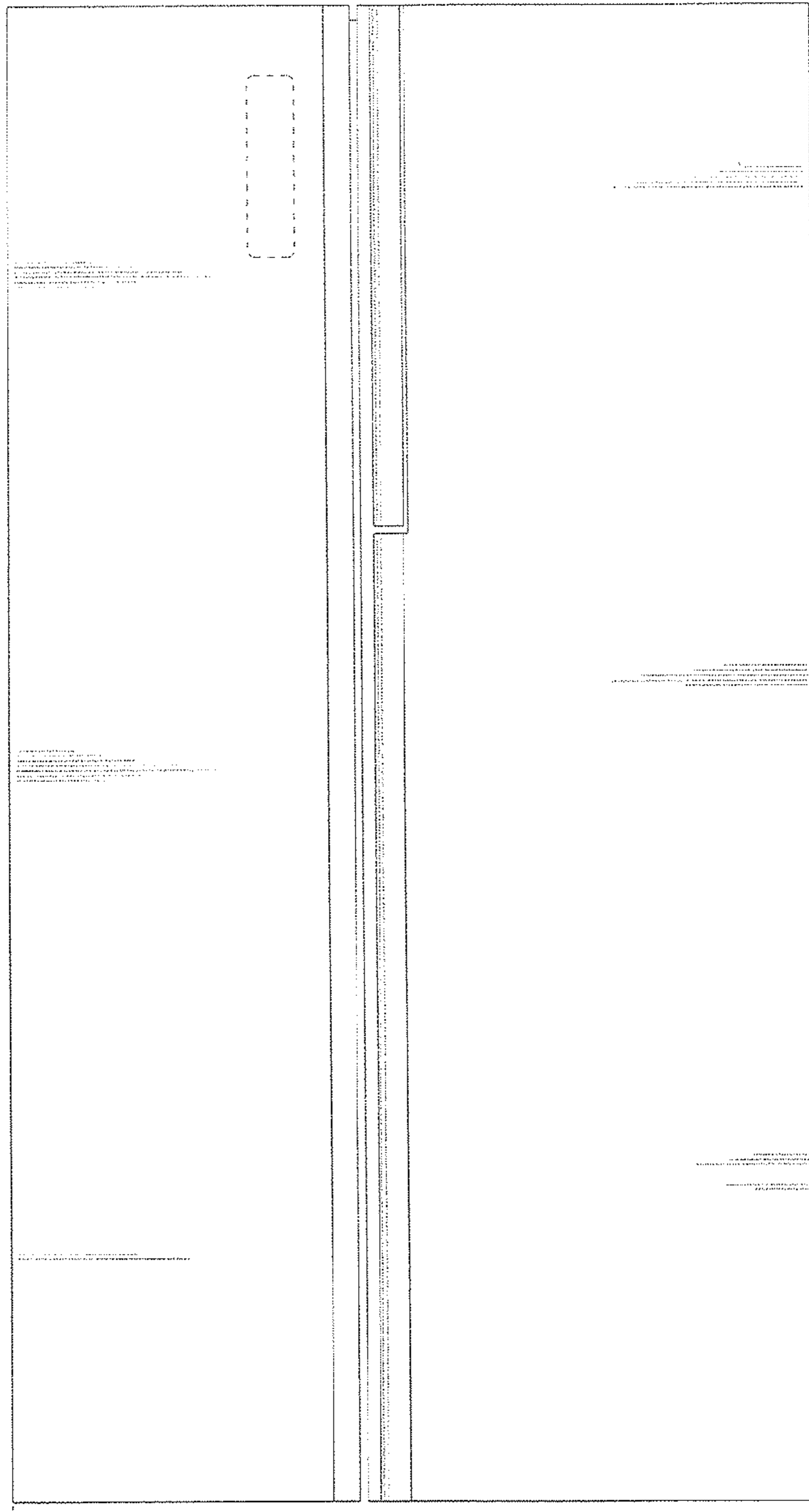


Fig. 3



Fig. 4




Fig. 5




Fig. 6

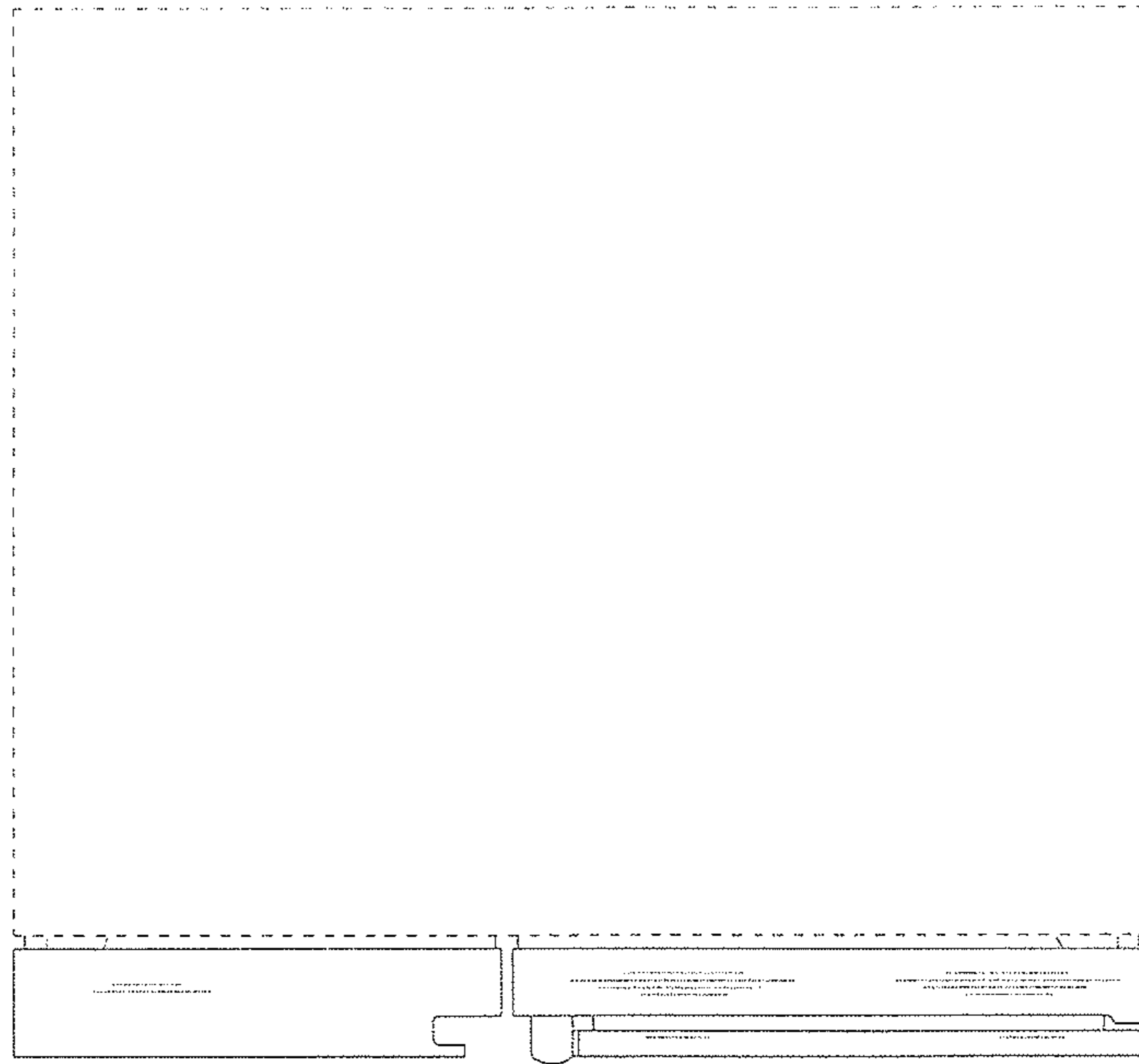


Fig. 7






Fig. 8

