

US00D715831S

(12) **United States Design Patent**  
**Kim**

(10) **Patent No.:** **US D715,831 S**

(45) **Date of Patent:** **\*\* Oct. 21, 2014**

(54) **DISPLAY SCREEN OR PORTION THEREOF FOR A TRANSITIONAL GRAPHICAL USER INTERFACE**

(75) Inventor: **Kyu-Sung Kim**, Seoul (KR)

(73) Assignee: **Samsung Electronics Co., Ltd.**, Suwon-si (KR)

(\*\*) Term: **14 Years**

(21) Appl. No.: **29/426,618**

(22) Filed: **Jul. 9, 2012**

(30) **Foreign Application Priority Data**

Jan. 9, 2012 (KR) ..... 30-2012-0001040

(51) **LOC (10) Cl.** ..... **14-04**

(52) **U.S. Cl.**  
USPC ..... **D14/488**

(58) **Field of Classification Search**  
CPC ..... G06F 3/048  
USPC ..... D14/485–495; 715/700–867, 961–978  
See application file for complete search history.

(56) **References Cited**

U.S. PATENT DOCUMENTS

7,340,676 B2 \* 3/2008 Geigel et al. .... 715/716  
D594,021 S \* 6/2009 Ball et al. .... D14/486

(Continued)

*Primary Examiner* — Ian Simmons

*Assistant Examiner* — Richelle G Shelton

(74) *Attorney, Agent, or Firm* — NSIP Law

(57) **CLAIM**

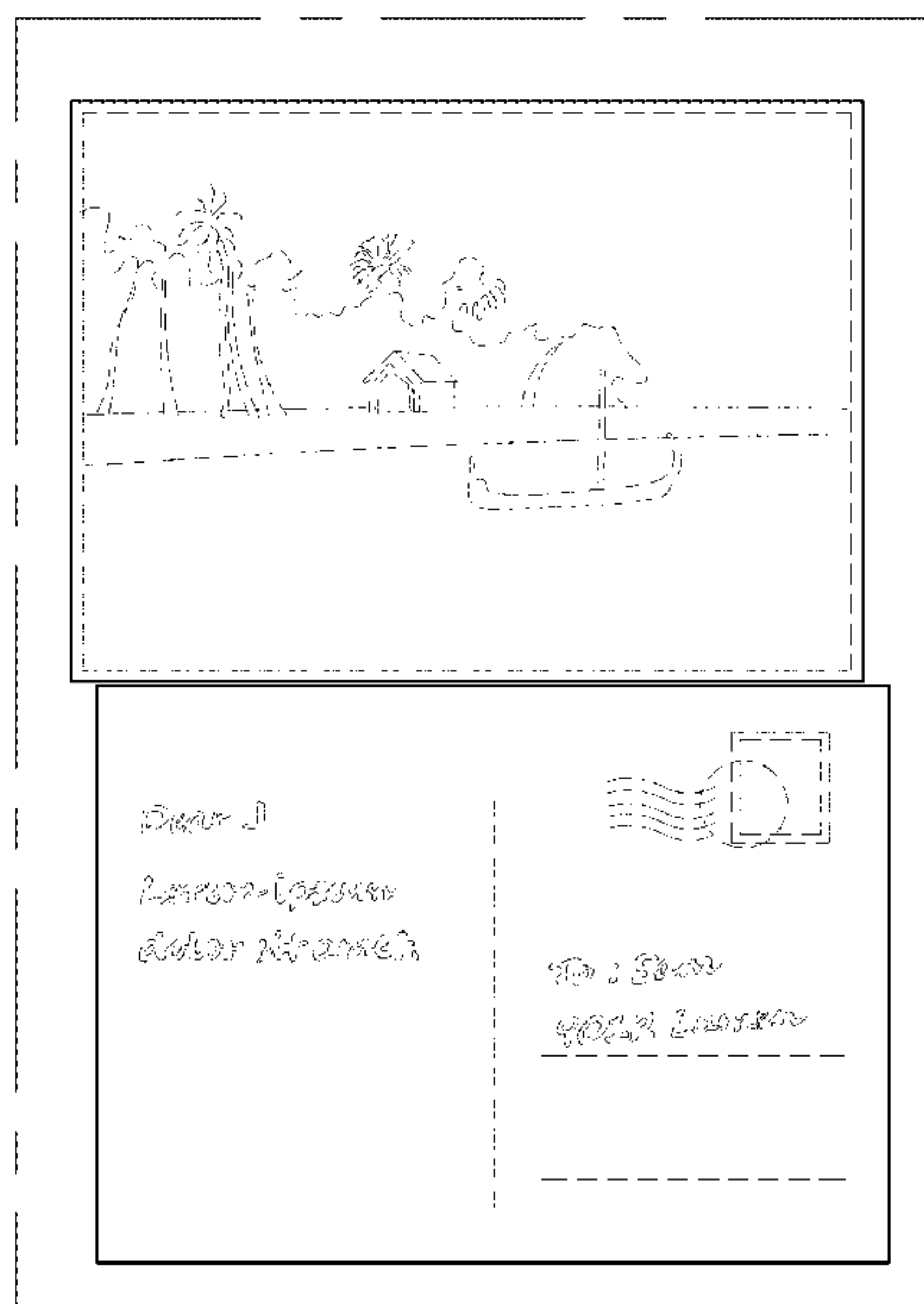

The ornamental design for a display screen or portion thereof for a transitional graphical user interface, as shown and described.

**DESCRIPTION**

FIG. 1 is a front view of a first image in a sequence for a display screen or portion thereof for a transitional graphical user interface, showing my new design; FIG. 2 is a front view of a second image thereof; FIG. 3 is a front view of a third image thereof; FIG. 4 is a front view of a fourth image thereof; FIG. 5 is a front view of a fifth image thereof; FIG. 6 is a front view of a sixth image thereof; FIG. 7 is a front view of a seventh image thereof; FIG. 8 is a front view of an eighth image thereof; FIG. 9 is a front view of a ninth image thereof; FIG. 10 is a front view of a tenth image thereof; FIG. 11 is a front view of an eleventh image thereof; FIG. 12 is a front view of a twelfth image thereof; FIG. 13 is a front view of a thirteenth image thereof; FIG. 14 is a front view of a fourteenth image thereof; FIG. 15 is a front view of a fifteenth image thereof; and, FIG. 16 is a front view FIG. 1 which illustrates an example environment.

The appearance of the transitional image sequentially transitions between the images shown in FIGS. 1 through 15. This process or period forms no part of the claimed design. The long and short dashed broken line showing of a mobile terminal in FIGS. 1 through 15 forms no part of the claimed design. The mobile terminal, display screen, and the text, numbers, symbols and images of the graphical user interface shown in broken line in FIGS. 1 through 16 depict subject matter that forms no part of the claimed design.

**1 Claim, 16 Drawing Sheets**



(56)

**References Cited**

U.S. PATENT DOCUMENTS

D594,026 S *	6/2009	Ball et al. ....	D14/488	D612,391 S *	3/2010	Fletcher et al. ....	D14/486
D598,468 S *	8/2009	Hirsch et al. ....	D14/491	D633,920 S *	3/2011	Luke et al. ....	D14/488
D598,928 S *	8/2009	Hirsch et al. ....	D14/485	7,979,809 B2 *	7/2011	Sunday .....	715/863
7,607,109 B2 *	10/2009	Ohno et al. ....	715/838	D645,872 S *	9/2011	Smith .....	D14/488
D611,486 S *	3/2010	Hirsch et al. ....	D14/485	8,024,658 B1 *	9/2011	Fagans et al. ....	715/730
D612,389 S *	3/2010	Garcia .....	D14/485	8,402,382 B2 *	3/2013	Agarawala et al. ....	715/765
				2009/0119590 A1 *	5/2009	Kondziela et al. ....	715/716
				2010/0192079 A1 *	7/2010	Nagahiro .....	715/765
				2011/0126155 A1 *	5/2011	Krishnaraj et al. ....	715/811

\* cited by examiner

FIG. 1




FIG. 2




FIG. 3






FIG. 4




FIG. 5




FIG. 6






FIG. 7

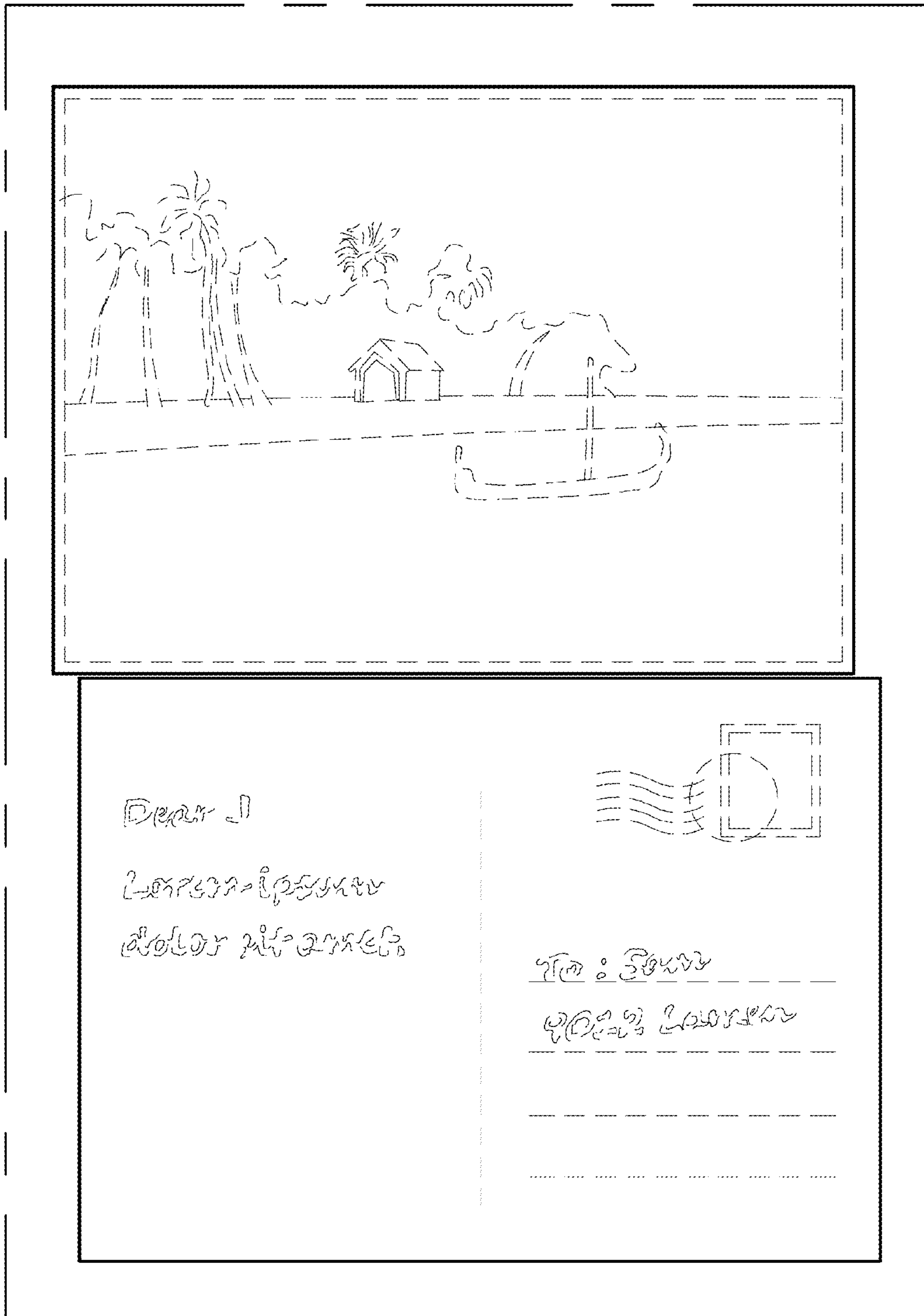


FIG. 8




FIG. 9



FIG. 10




FIG. 11




FIG. 12





FIG. 13



FIG. 14




FIG. 15

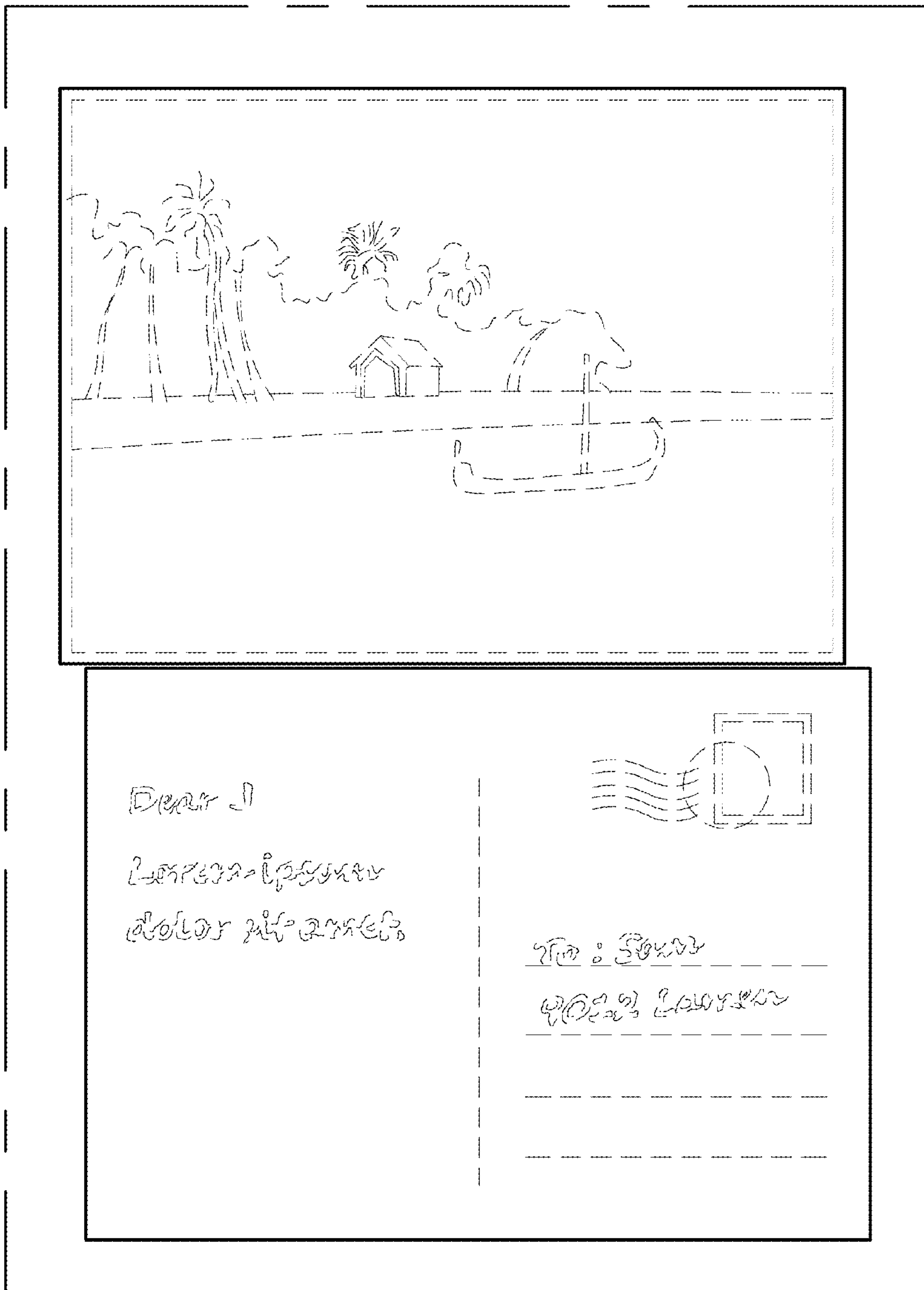


FIG. 16

