



US00D715827S

(12) **United States Design Patent**
Lacour et al.

(10) **Patent No.:** **US D715,827 S**

(45) **Date of Patent:** **** Oct. 21, 2014**

(54) **DISPLAY SCREEN WITH ANIMATED GRAPHICAL INTERFACE**

2006/0214953 A1* 9/2006 Crew et al. 345/660
2007/0240079 A1* 10/2007 Flynt et al. 715/810
2008/0062141 A1* 3/2008 Chandhri 345/173

(71) Applicant: **Cisco Technology, Inc.**, San Jose, CA (US)

OTHER PUBLICATIONS

6 screenshots from demo of applicant made public more than one year before filing of captioned application, and available at <http://vimeo.com/29261546>.

(72) Inventors: **Olivier Lacour**, Paris (FR); **Bérangère Lallemand**, Paris (FR)

* cited by examiner

(73) Assignee: **Cisco Technology Inc.**, San Jose, CA (US)

Primary Examiner — Cynthia Underwood

(**) Term: **14 Years**

(74) *Attorney, Agent, or Firm* — Husch Blackwell LLP

(21) Appl. No.: **29/447,712**

(57) **CLAIM**

(22) Filed: **Mar. 6, 2013**

The ornamental design for a display screen with animated graphical interface, as shown and described.

(51) **LOC (10) Cl.** **14-04**

(52) **U.S. Cl.**
USPC **D14/487**

DESCRIPTION

(58) **Field of Classification Search**
USPC D14/485, 486, 487, 488, 489, 490, 491, D14/492, 493; 715/810, 835, 836, 837, 839, 715/840, 846, 847; D20/11
See application file for complete search history.

FIG. 1 is a first embodiment showing a front view of the first image in a sequence for a display screen with animated graphical user interface.

FIG. 2 is a front view of the second image in the same sequence as FIG. 1.

FIG. 3 is a front view of the third image in the same sequence as FIG. 1.

FIG. 4 is a front view of the fourth image in the same sequence as FIG. 1.

FIG. 5 is a front view of the fifth image in the same sequence as FIG. 1.

FIG. 6 is a front view of the sixth image in the same sequence as FIG. 1.

FIG. 7 is a front view of the seventh image in the same sequence as FIG. 1.

FIG. 8 is a second embodiment showing a front view of the first image in another sequence for a display screen with animated graphical user interface.

FIG. 9 is a front view of the second image in the same sequence as FIG. 8.

FIG. 10 is a front view of the third image in the same sequence as FIG. 8.

FIG. 11 is a front view of the fourth image in the same sequence as FIG. 8.

(56) **References Cited**

U.S. PATENT DOCUMENTS

D398,299 S *	9/1998	Ballay et al.	D14/488
D459,361 S *	6/2002	Inagaki	D14/486
D531,635 S *	11/2006	Hoefnagels et al.	D14/485
D555,662 S *	11/2007	Nagata et al.	D14/487
D599,366 S *	9/2009	Brown et al.	D14/485
D599,367 S *	9/2009	Mays et al.	D14/485
D637,606 S *	5/2011	Luke et al.	D14/488
D661,702 S *	6/2012	Asai et al.	D14/488
D665,396 S *	8/2012	Williams et al.	D14/486
D682,303 S *	5/2013	DiJulio et al.	D14/487
D682,842 S *	5/2013	Kurata et al.	D14/485
D686,234 S *	7/2013	Vassigh et al.	D14/486
D693,359 S *	11/2013	Gardner et al.	D14/486
D698,819 S *	2/2014	Gardner et al.	D14/491
D701,875 S *	4/2014	d'Amore et al.	D14/487
D701,876 S *	4/2014	d'Amore et al.	D14/487
2006/0109283 A1 *	5/2006	Shipman et al.	345/629

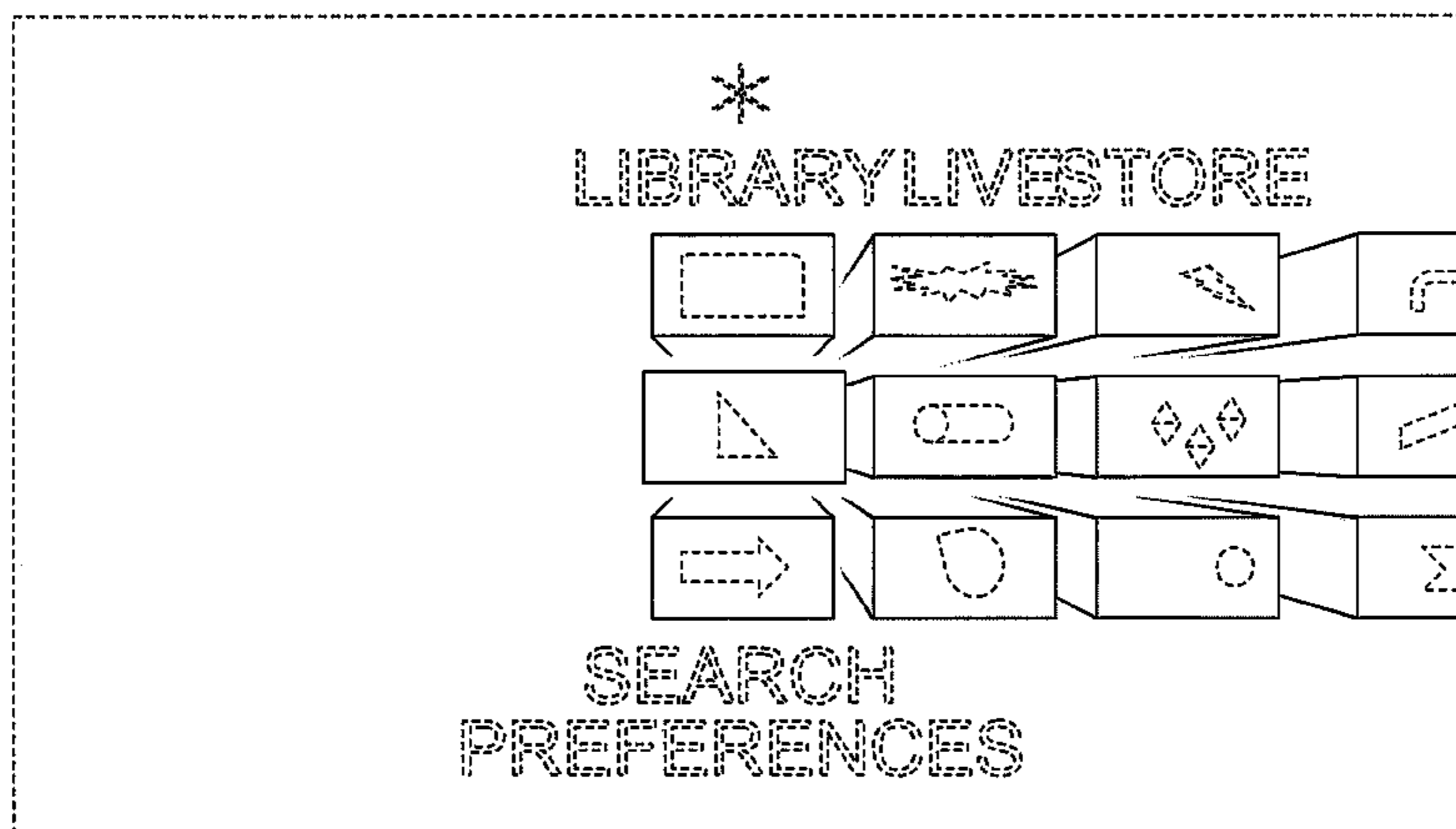


FIG. 12 is a front view of the fifth image in the same sequence as FIG. 8.

FIG. 13 is a front view of the sixth image in the same sequence as FIG. 8.

FIG. 14 is a front view of the seventh image in the same sequence as FIG. 8.

FIG. 14 is a third embodiment showing a front view of the first image in another sequence for a display screen with animated graphical user interface.

FIG. 13 is a front view of the second image in the same sequence as FIG. 14.

FIG. 12 is a front view of the third image in the same sequence as FIG. 14.

FIG. 11 is a front view of the fourth image in the same sequence as FIG. 14.

FIG. 10 is a front view of the fifth image in the same sequence as FIG. 14.

FIG. 9 is a front view of the sixth image in the same sequence as FIG. 14.

FIG. 8 is a front view of the seventh image in the same sequence as FIG. 14.

FIG. 7 is a fourth embodiment showing a front view of the first image in a sequence for a display screen with animated graphical user interface.

FIG. 6 is a front view of the second image in the same sequence as FIG. 7.

FIG. 5 is a front view of the third image in the same sequence as FIG. 7.

FIG. 4 is a front view of the fourth image in the same sequence as FIG. 7.

FIG. 3 is a front view of the fifth image in the same sequence as FIG. 7.

FIG. 2 is a front view of the sixth image in the same sequence as FIG. 7; and,

FIG. 1 is a front view of the seventh image in the same sequence as FIG. 7.

The broken lines in the figures, including the broken lines of the border showing the remainder of the display screen, the broken lines of text, and the icons in broken lines, all illustrate unclaimed environment and form no part of the claimed design.

1 Claim, 14 Drawing Sheets

FIG. 1

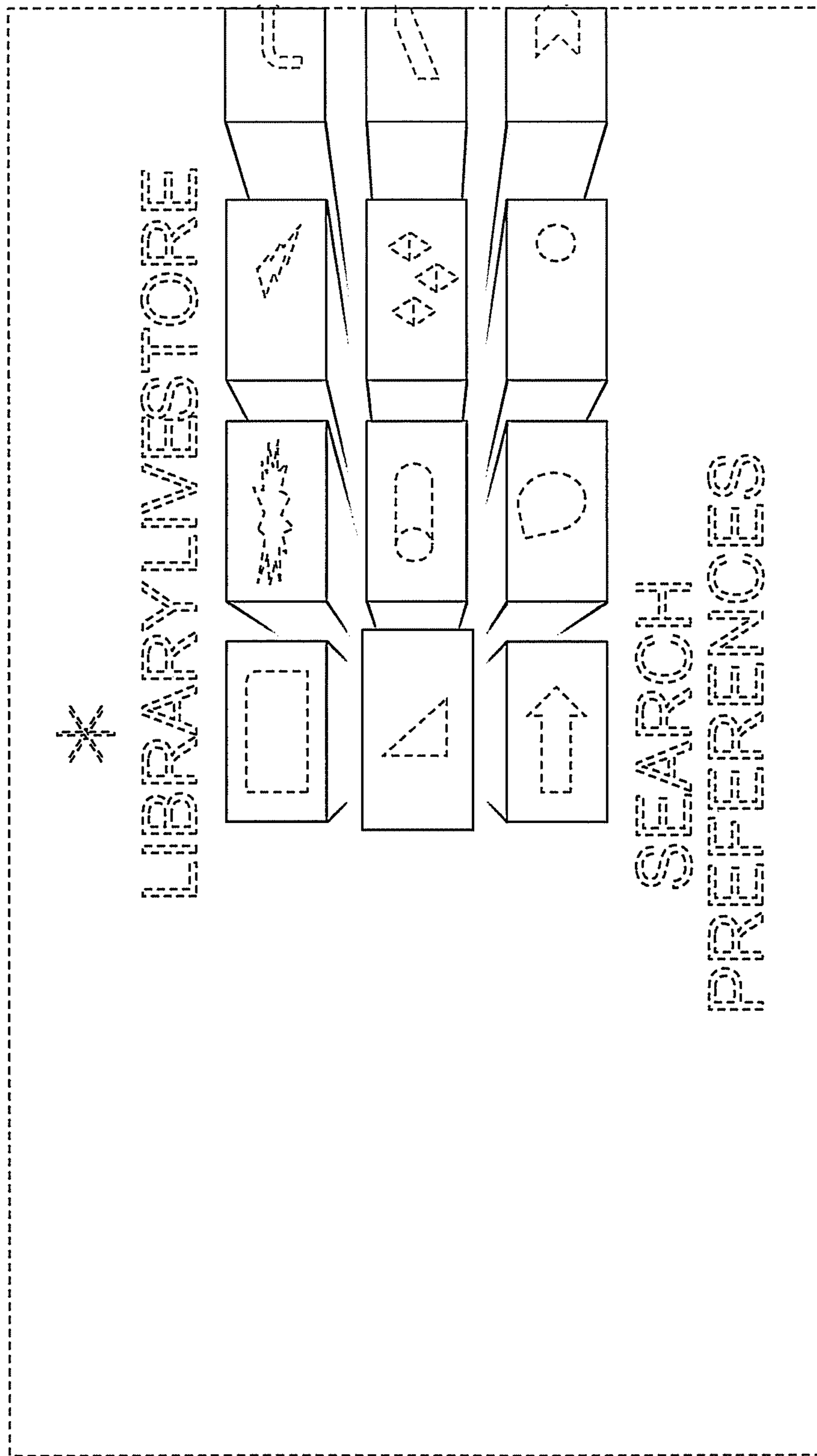


FIG. 2

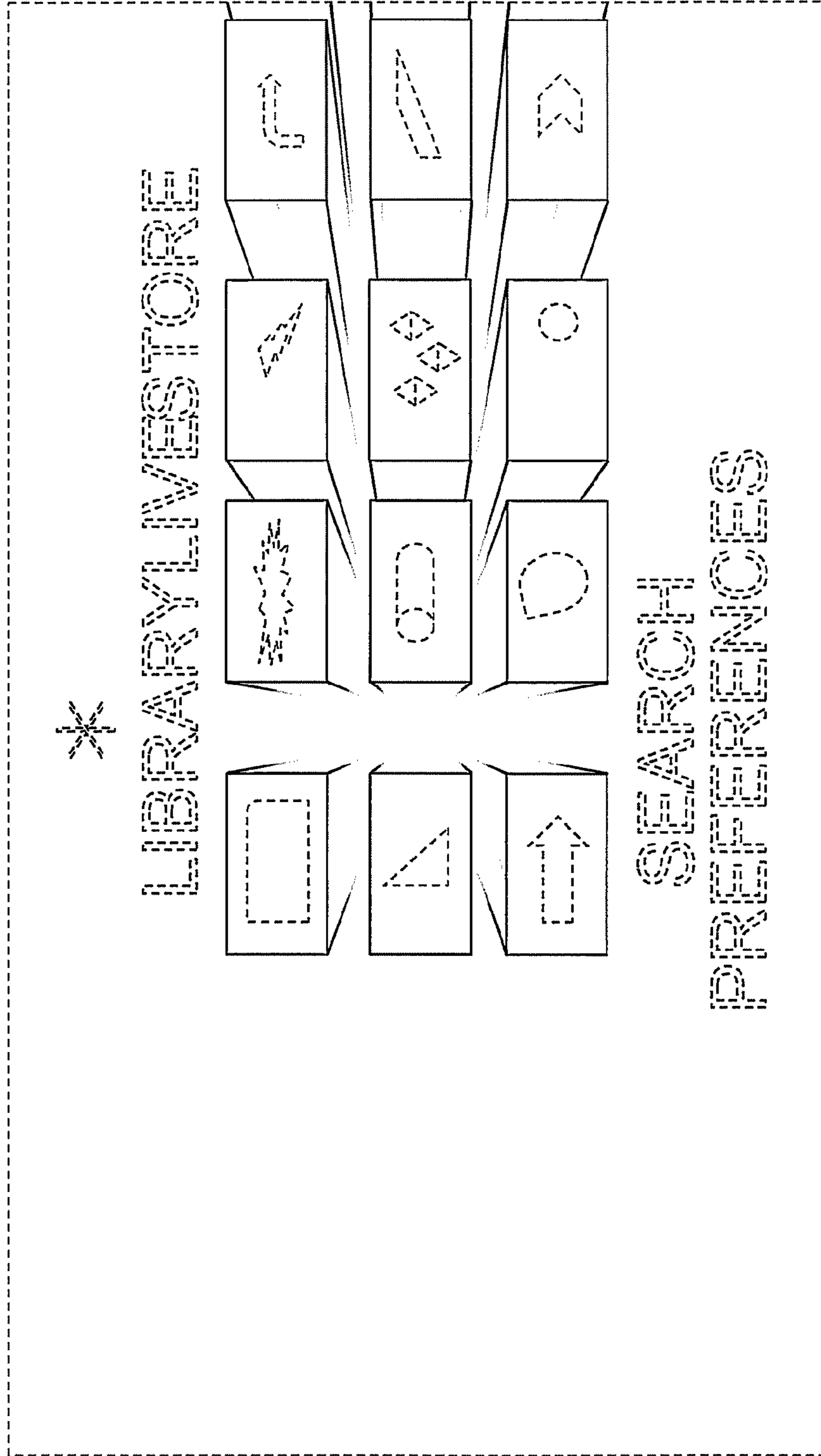


FIG. 3

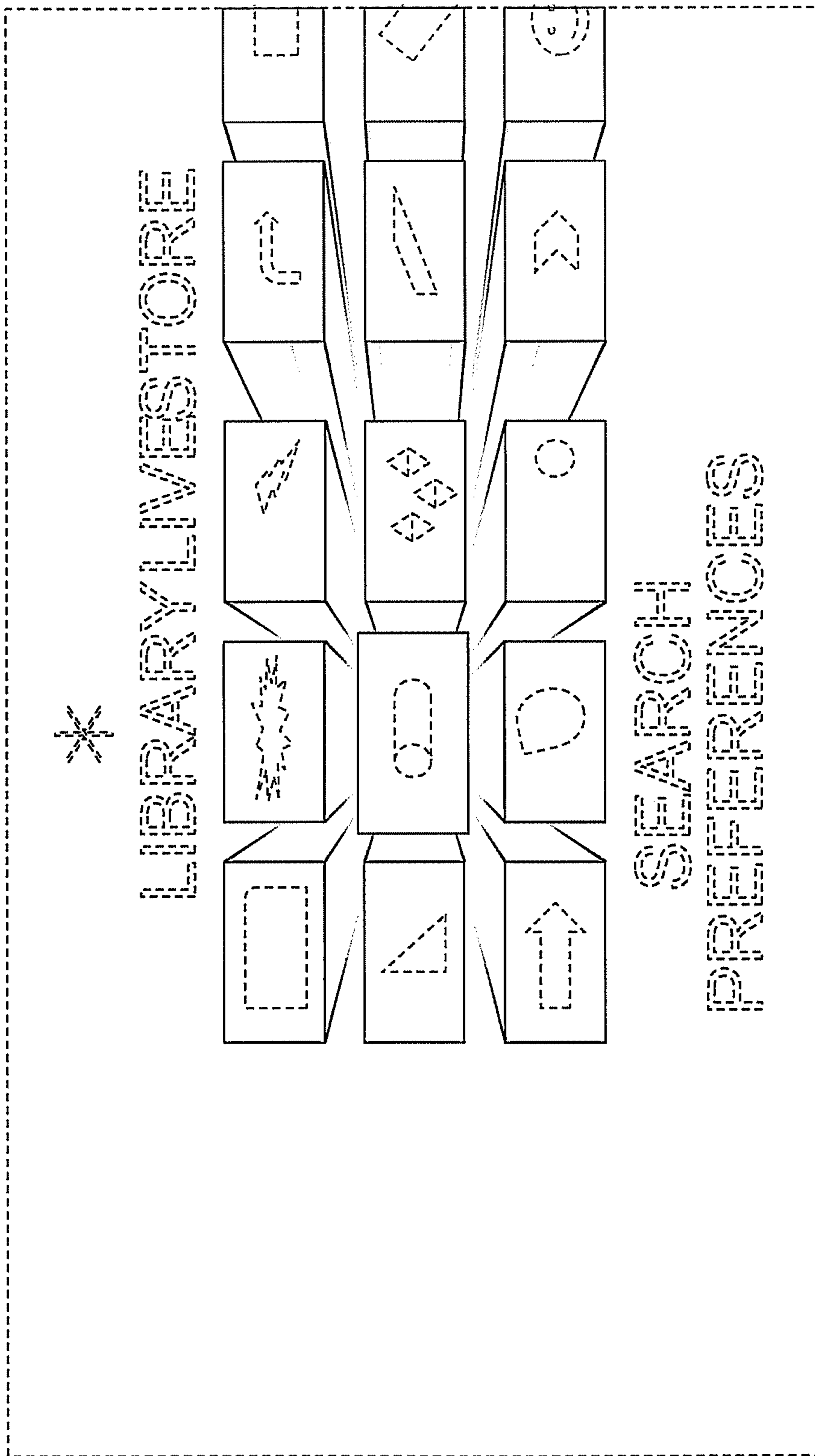


FIG. 5

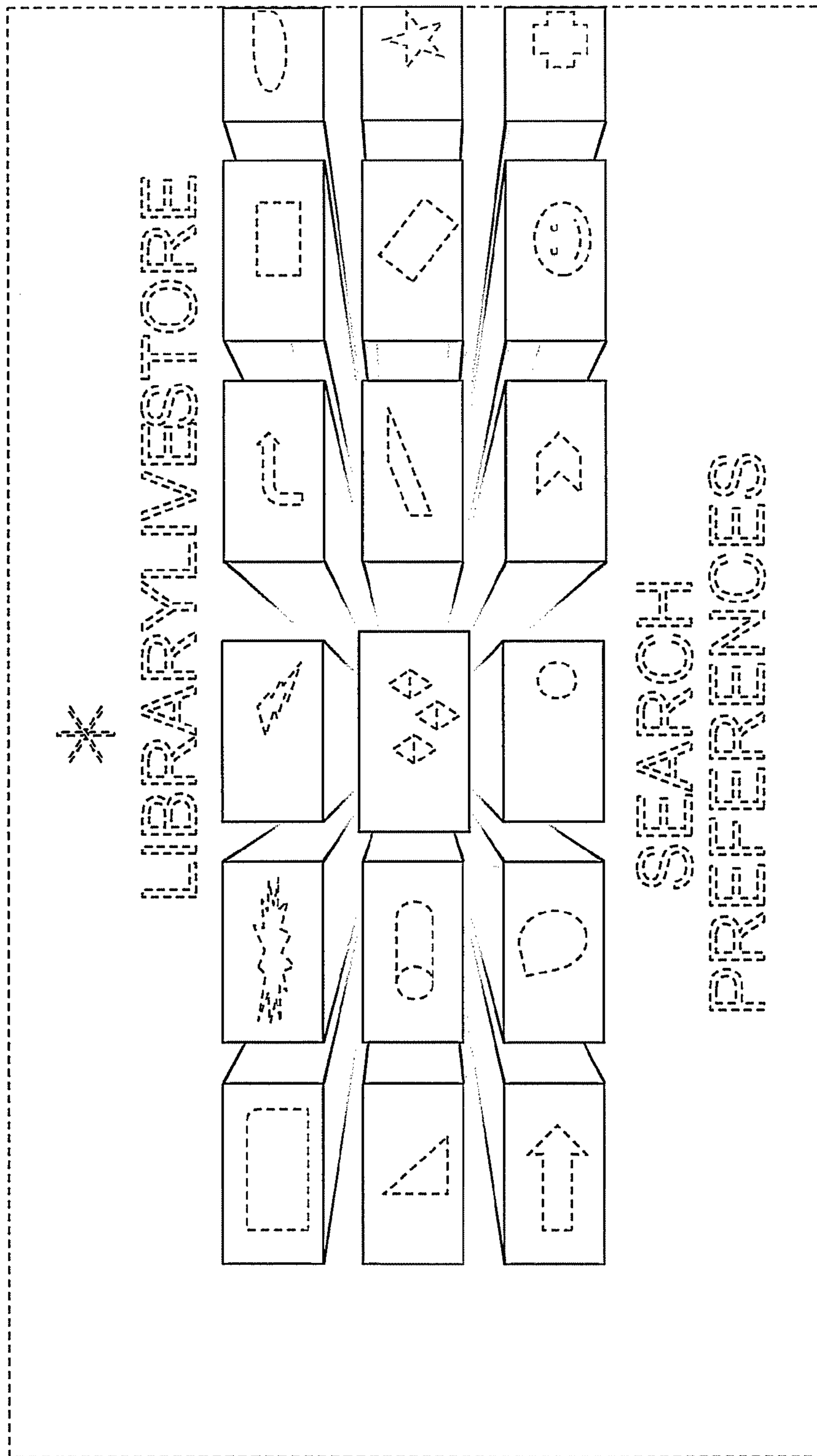


FIG. 7

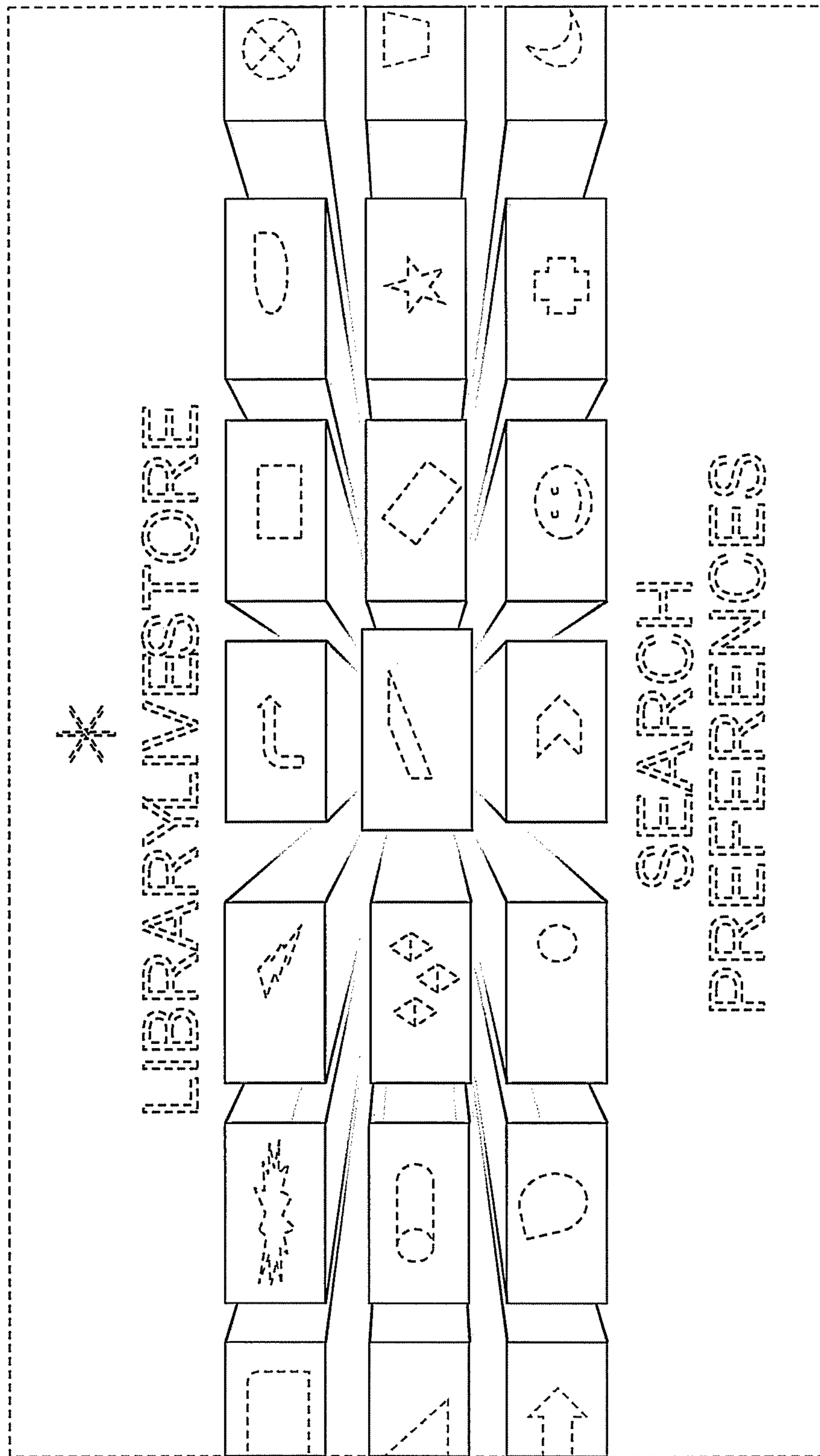


FIG. 10

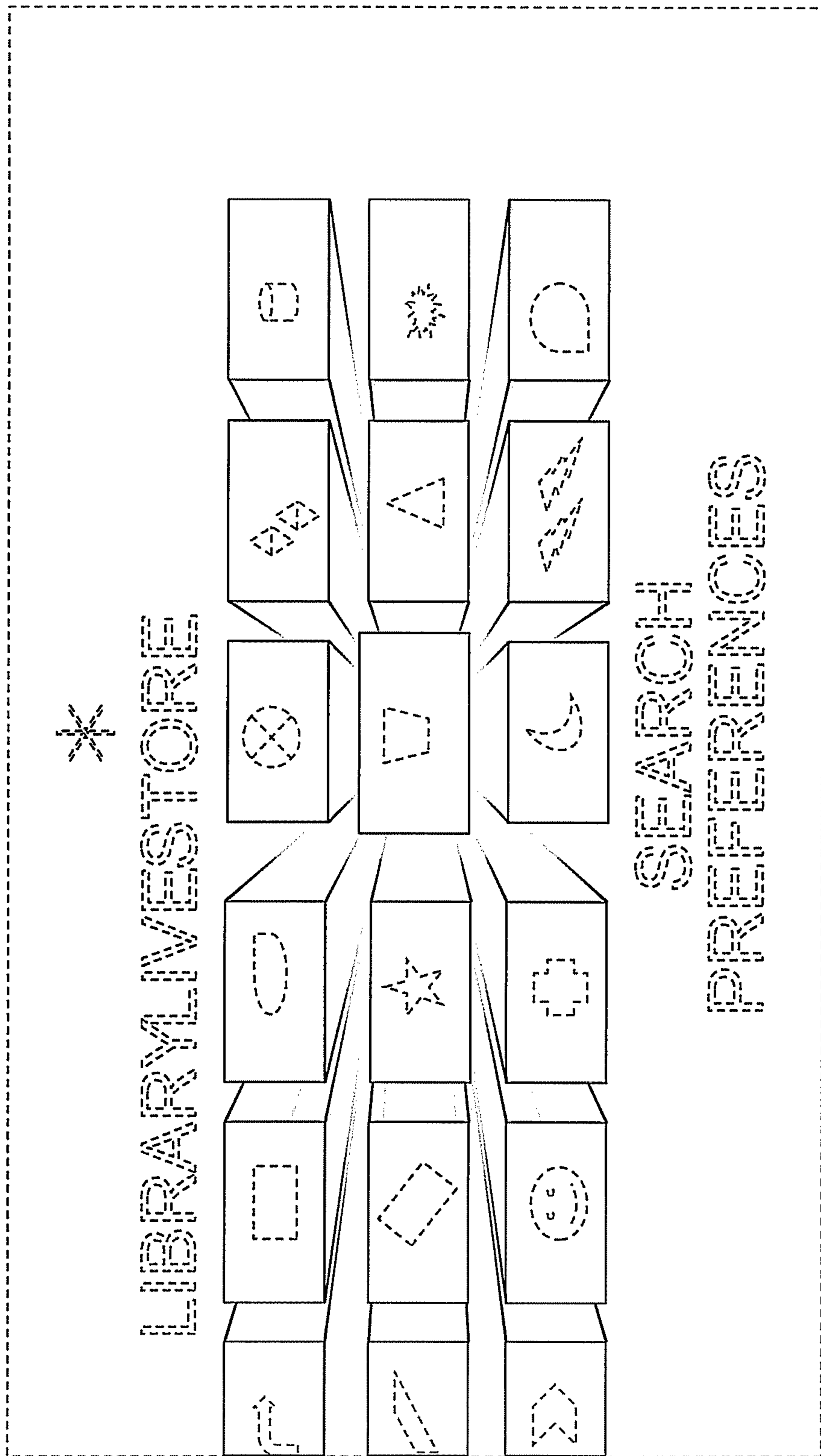


FIG. 11

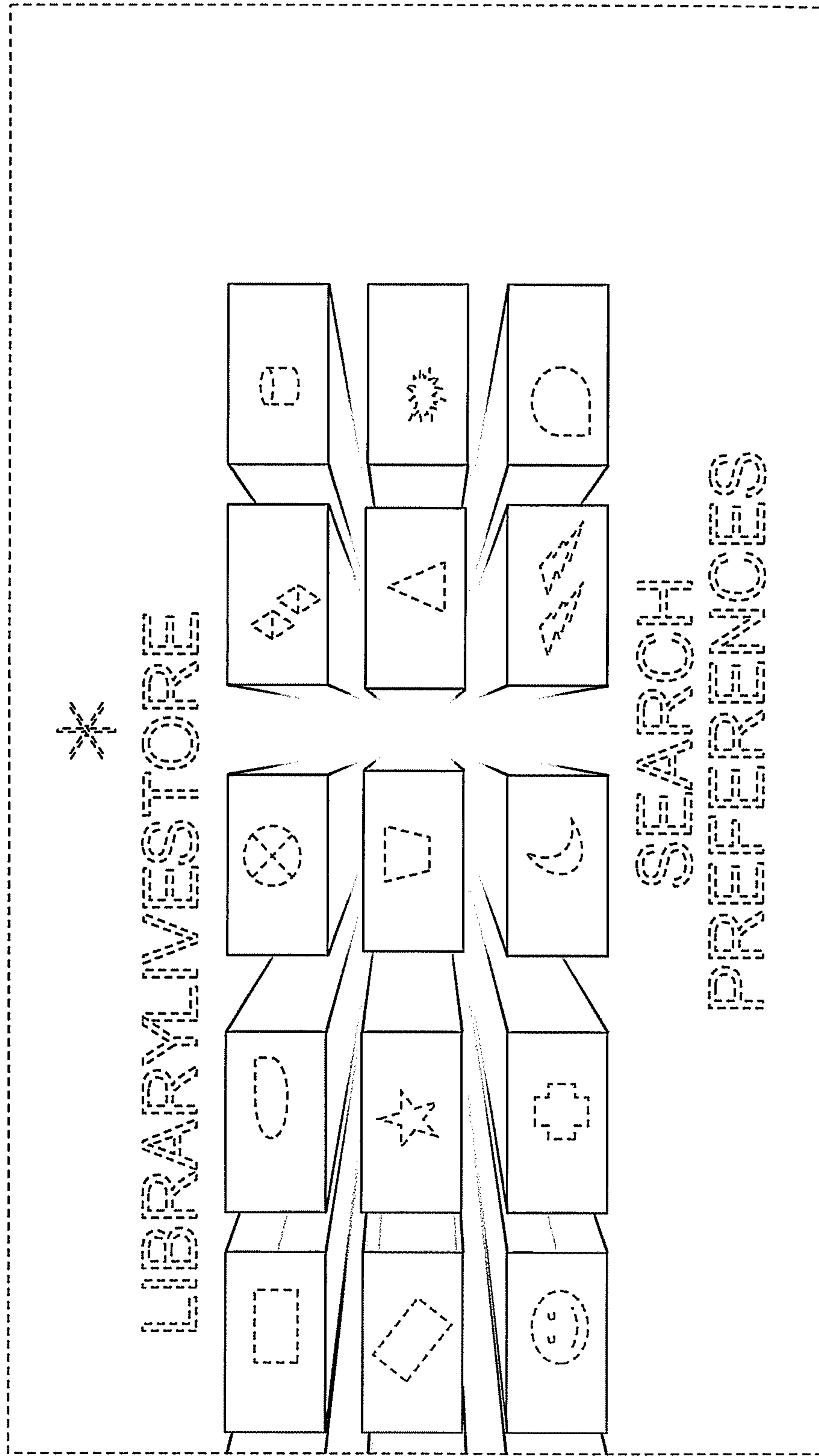


FIG. 12

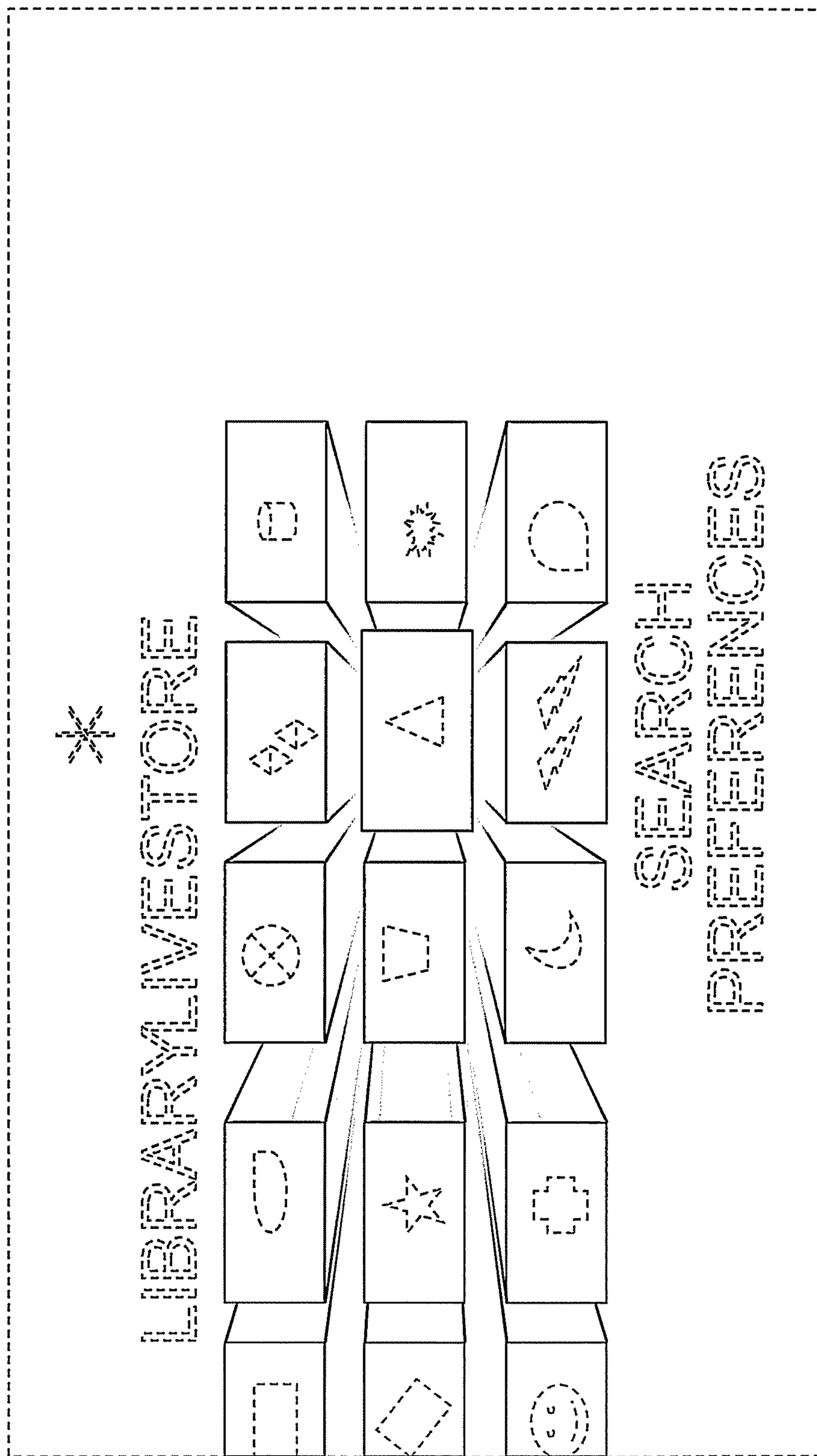


FIG. 13

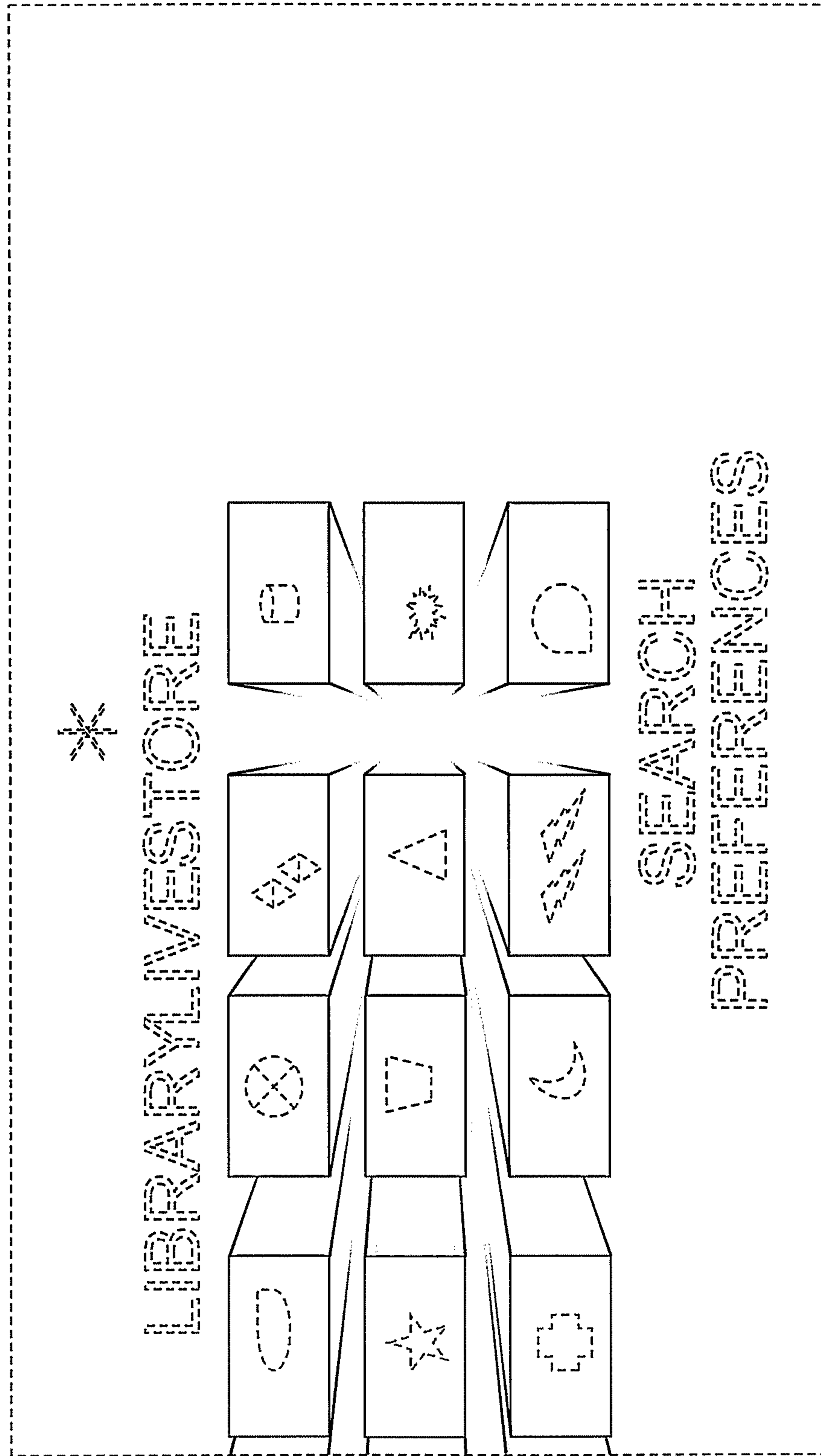
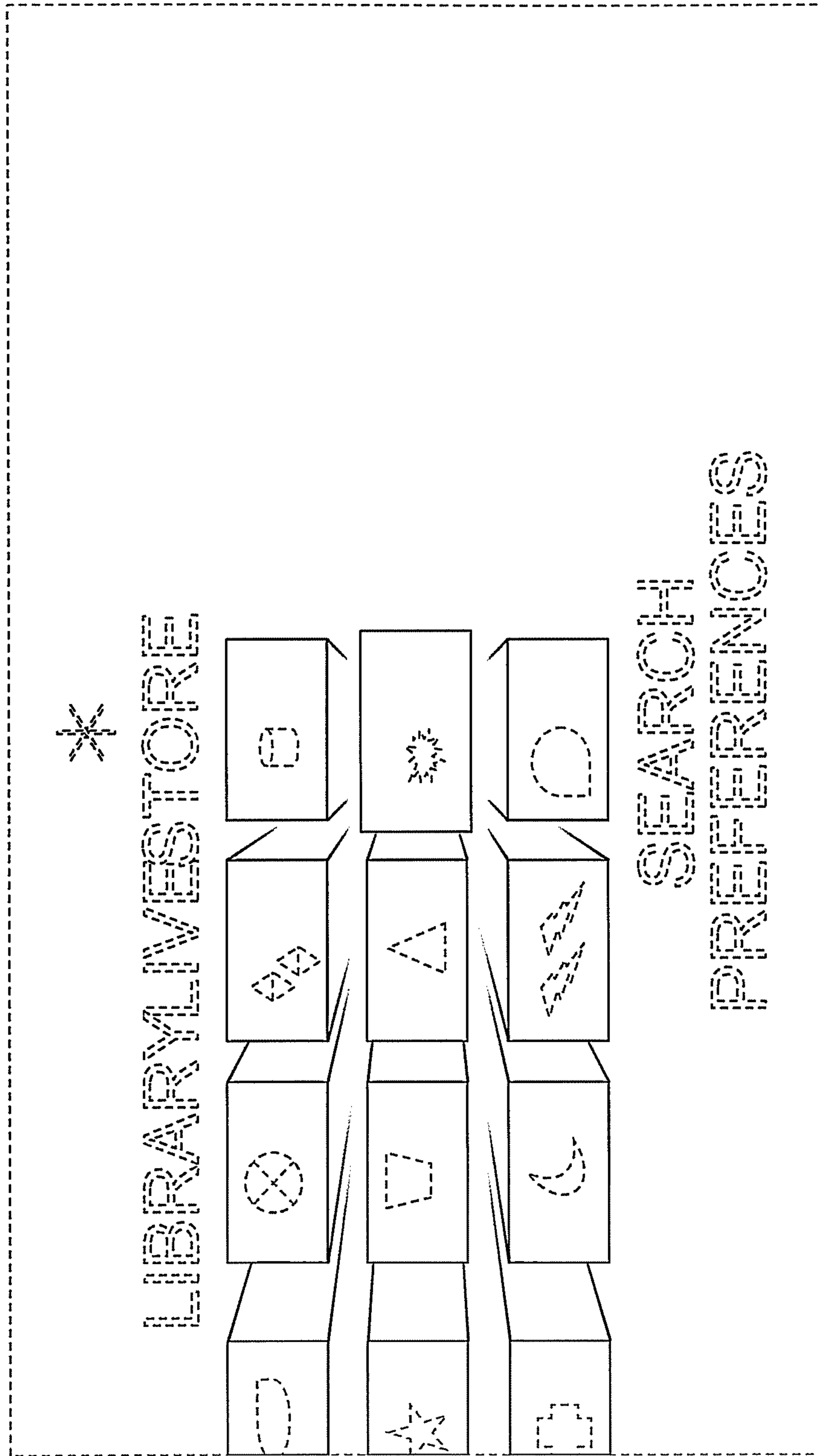


FIG. 14



UNITED STATES PATENT AND TRADEMARK OFFICE
CERTIFICATE OF CORRECTION

PATENT NO. : D715,827 S
APPLICATION NO. : 29/447712
DATED : October 21, 2014
INVENTOR(S) : Lacour et al.

Page 1 of 1

It is certified that error appears in the above-identified patent and that said Letters Patent is hereby corrected as shown below:

Title Page, under item (57), add the following sentence at the end of the Description: --No ornamental aspects are associated with the process or period in which one image transitions to another image.--.

Signed and Sealed this
Thirteenth Day of January, 2015



Michelle K. Lee
Deputy Director of the United States Patent and Trademark Office