



US00D715820S

(12) **United States Design Patent**
Rebstöck

(10) **Patent No.:** **US D715,820 S**

(45) **Date of Patent:** **** Oct. 21, 2014**

(54) **DISPLAY SCREEN WITH GRAPHICAL USER INTERFACE**

(71) Applicant: **Rebstöck Consulting s.r.o., Praha (CZ)**

(72) Inventor: **Martin Rebstöck, Susice (CZ)**

(73) Assignee: **Rebstock Consulting S.R.O. (CS)**

(**) Term: **14 Years**

(21) Appl. No.: **29/436,280**

(22) Filed: **Nov. 2, 2012**

(30) **Foreign Application Priority Data**

May 4, 2012 (EM) 002037408-0006

(51) **LOC (10) CL.** **14-04**

(52) **U.S. CL.**
USPC **D14/486**

(58) **Field of Classification Search**
CPC G06F 3/0482
USPC D14/485-488
See application file for complete search history.

(56) **References Cited**

U.S. PATENT DOCUMENTS

- D633,921 S * 3/2011 Brinda D14/488
- D664,969 S * 8/2012 Williams et al. D14/486
- D665,396 S * 8/2012 Williams et al. D14/486
- D689,071 S * 9/2013 Holz D14/486
- D689,073 S * 9/2013 Park et al. D14/486

- 2002/0060750 A1 * 5/2002 Istvan et al. 348/569
- 2010/0280635 A1 * 11/2010 Cohn et al. 700/90
- 2012/0206498 A1 * 8/2012 Kai et al. 345/684
- 2013/0139100 A1 * 5/2013 Horiike 715/784

* cited by examiner

Primary Examiner — Karen E Kearney

(74) *Attorney, Agent, or Firm* — Hovey Williams LLP

(57) **CLAIM**

The ornamental design for a display screen with graphical user interface, as shown and described.


DESCRIPTION

The following references are related to the present application: European Community Registered Community Design 002037408-0002 filed May 4, 2012 and issued May 14, 2012; European Community Registered Community Design 002037408-0004 filed May 4, 2012 and issued May 14, 2012; and Czech Republic Patent Application PV 2012-658 filed Sep. 25, 2012, the entire disclosures of which are incorporated herein by reference.

FIG. 1 is a front view of a display screen with graphical user interface showing my new design; and, FIG. 2 is a front view thereof, showing the display screen with graphical user interface on a device.

The broken line showing of the device in FIG. 2 illustrates environmental structure and forms no part of the claimed design. The broken line showings of the text and other elements in FIGS. 1-2 are included for the purpose of illustrating portions of the display screen with graphical user interface and form no part of the claimed design.

1 Claim, 2 Drawing Sheets



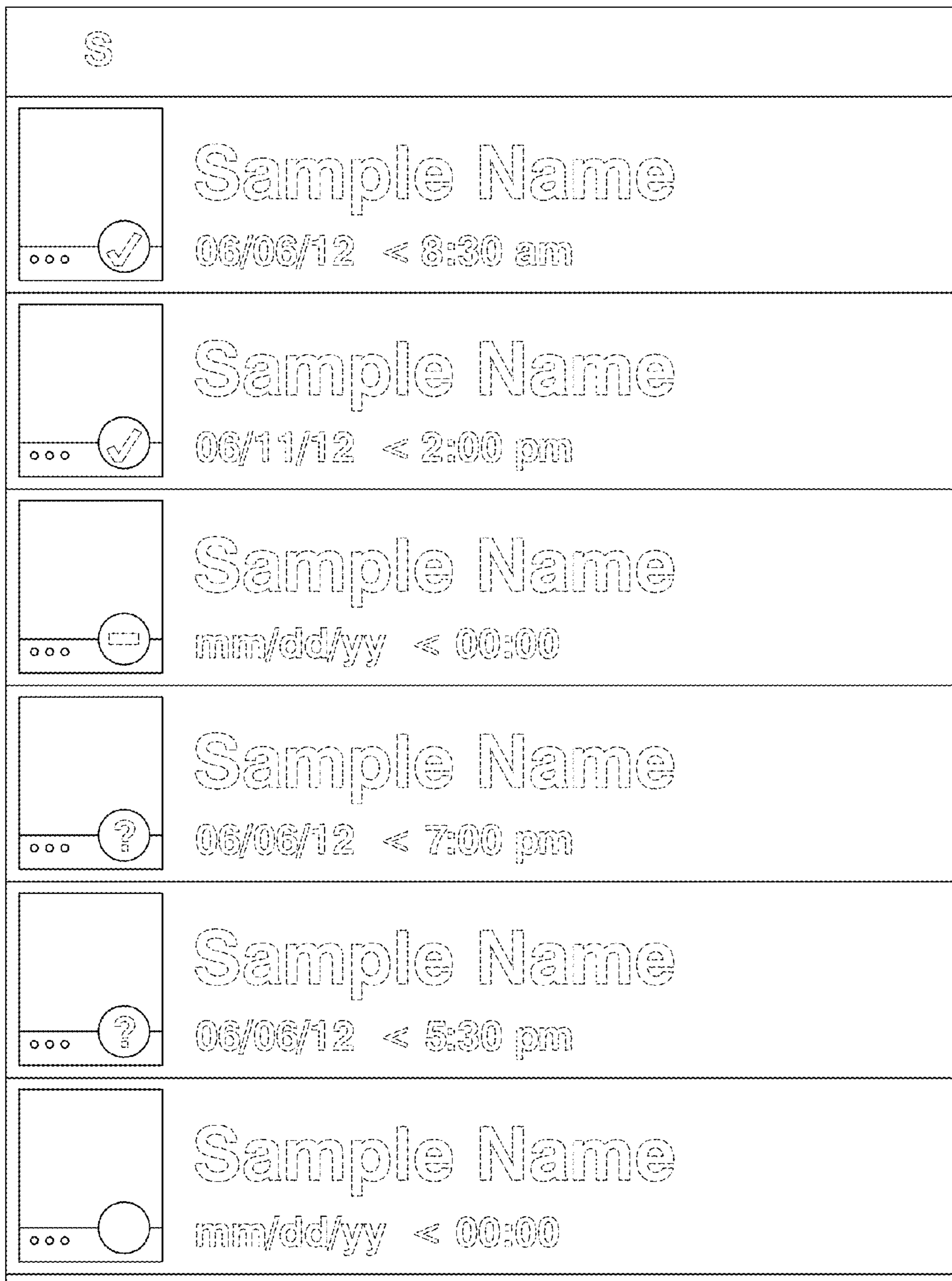


Fig. 1.

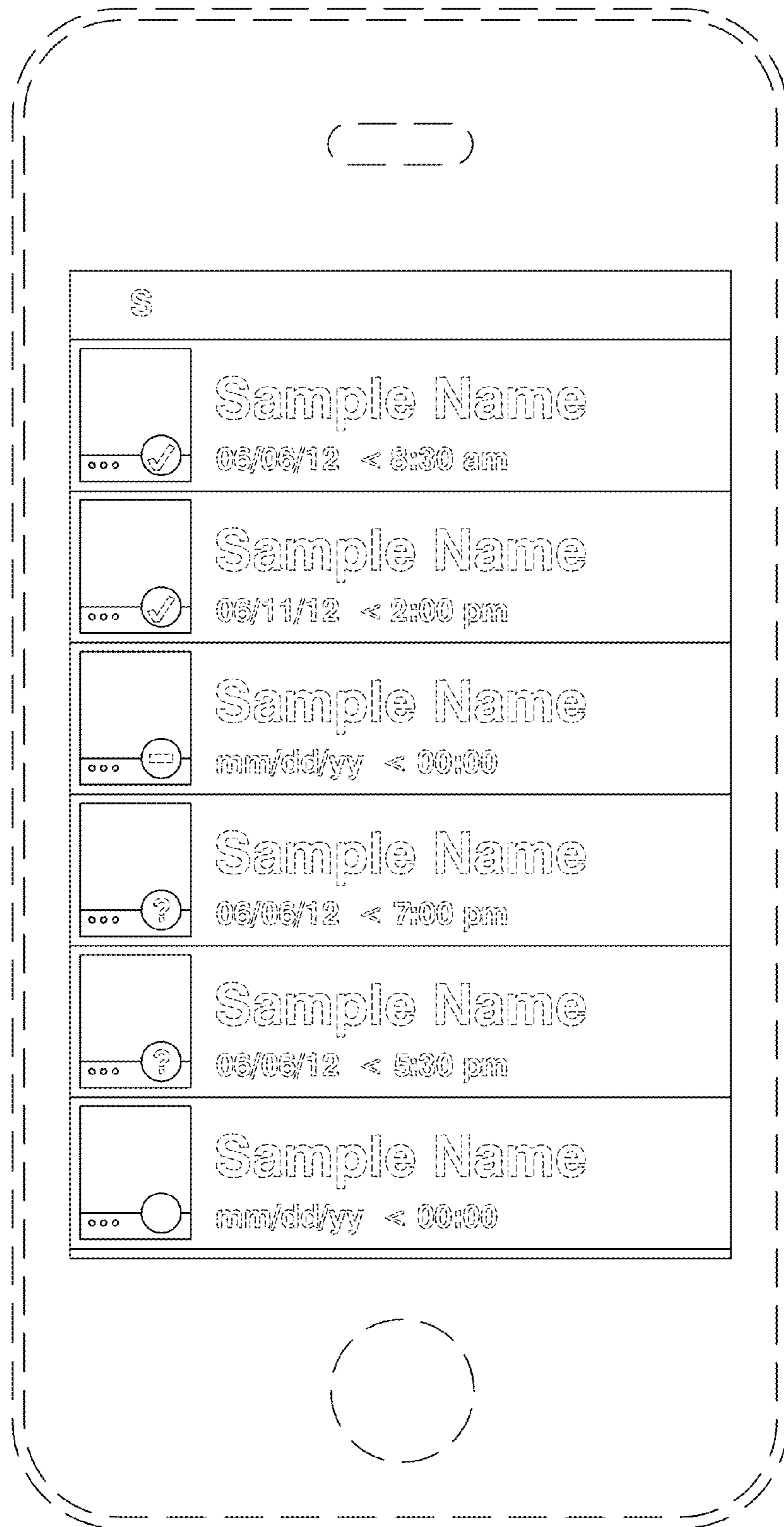


Fig. 2.