



US00D715795S

(12) **United States Design Patent**
McManigal

(10) **Patent No.:** **US D715,795 S**

(45) **Date of Patent:** **** Oct. 21, 2014**

(54) **TABLET COMPUTER**

(71) Applicant: **Scott Paul McManigal**, Newport Beach, CA (US)

(72) Inventor: **Scott Paul McManigal**, Newport Beach, CA (US)

(73) Assignee: **Vizio, Inc.**, Irvine, CA (US)

(**) Term: **14 Years**

(21) Appl. No.: **29/451,306**

(22) Filed: **Mar. 29, 2013**

(51) **LOC (10) Cl.** **14-02**

(52) **U.S. Cl.**
USPC **D14/341**

(58) **Field of Classification Search**
USPC D14/341-347, 137, 138 R, 138 AA, D14/138 C, 138 G, 496, 203.1, 203.3, 203.4, D14/203.7, 129, 130, 147, 218, 248, 389, D14/388, 426, 420; D10/65, 104.1; D18/6-7; D21/324, 329, 330; 455/556.1, 556.2, 566, 575.1, 90.3; 379/433.04, 433.01, 433.06, 916; 345/173, 901, 905; 361/679.26, 679.3, 361/679.55, 679.56

See application file for complete search history.

(56) **References Cited**

U.S. PATENT DOCUMENTS

| | | | | |
|--------------|---------|---------------|-------|-----------|
| D540,203 S * | 4/2007 | Jeon | | D10/65 |
| D592,211 S * | 5/2009 | Ichise et al. | | D14/346 |
| D595,712 S * | 7/2009 | Guery et al. | | D14/341 |
| D626,437 S * | 11/2010 | Lee et al. | | D10/65 |
| D645,833 S * | 9/2011 | Seffic et al. | | D14/138 G |
| D654,074 S * | 2/2012 | Wood et al. | | D14/341 |

| | | | | |
|--------------|---------|-----------------|-------|-----------|
| D670,286 S * | 11/2012 | Akana et al. | | D14/341 |
| D670,692 S * | 11/2012 | Akana et al. | | D14/341 |
| D671,514 S * | 11/2012 | Kim et al. | | D14/138 G |
| D677,660 S * | 3/2013 | Groene et al. | | D14/341 |
| D681,632 S * | 5/2013 | Akana et al. | | D14/341 |
| D684,968 S * | 6/2013 | Smith et al. | | D14/341 |
| D688,661 S * | 8/2013 | Ho et al. | | D14/341 |
| D689,482 S * | 9/2013 | Akana et al. | | D14/341 |
| D690,297 S * | 9/2013 | Chang et al. | | D14/341 |
| D693,787 S * | 11/2013 | Reivo et al. | | D14/138 G |
| D695,249 S * | 12/2013 | Kim et al. | | D14/138 G |
| D695,737 S * | 12/2013 | Kim et al. | | D14/341 |
| D696,218 S * | 12/2013 | Lee et al. | | D14/138 G |
| D696,219 S * | 12/2013 | Kim et al. | | D14/138 G |
| D696,246 S * | 12/2013 | Kim | | D14/341 |
| D698,787 S * | 2/2014 | Kim | | D14/341 |
| D702,681 S * | 4/2014 | Sugiyama et al. | | D14/341 |

* cited by examiner

Primary Examiner — Barbara Fox

(74) *Attorney, Agent, or Firm* — Law Office of Scott C. Harris, Inc.

(57) **CLAIM**

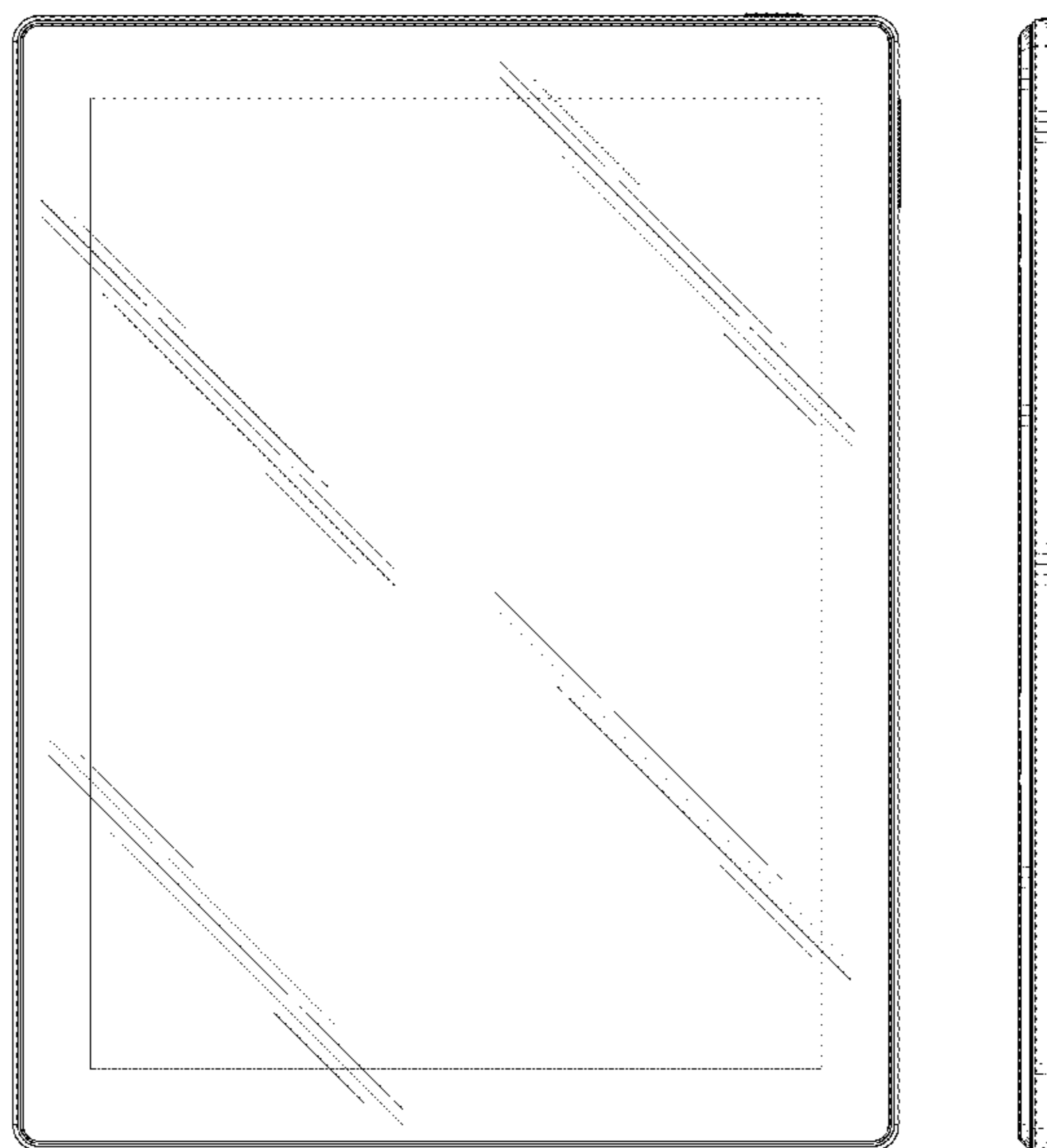
I claim the ornamental design for a tablet computer, as shown and described.

DESCRIPTION

FIG. 1 is a front perspective view of a tablet computer showing the new design;
FIG. 2 is a front-on view of the tablet computer;
FIG. 3 shows a rear view of the tablet computer;
FIG. 4 shows a first side-on view of the tablet computer;
FIG. 5 shows a second side-on view of the tablet computer;
FIG. 6 shows a top view of the tablet computer; and,
FIG. 7 shows a bottom view of the tablet computer.

The broken lines shown in the drawings represent portions of the tablet computer which form no part of the claimed design.

1 Claim, 5 Drawing Sheets






FIG. 1

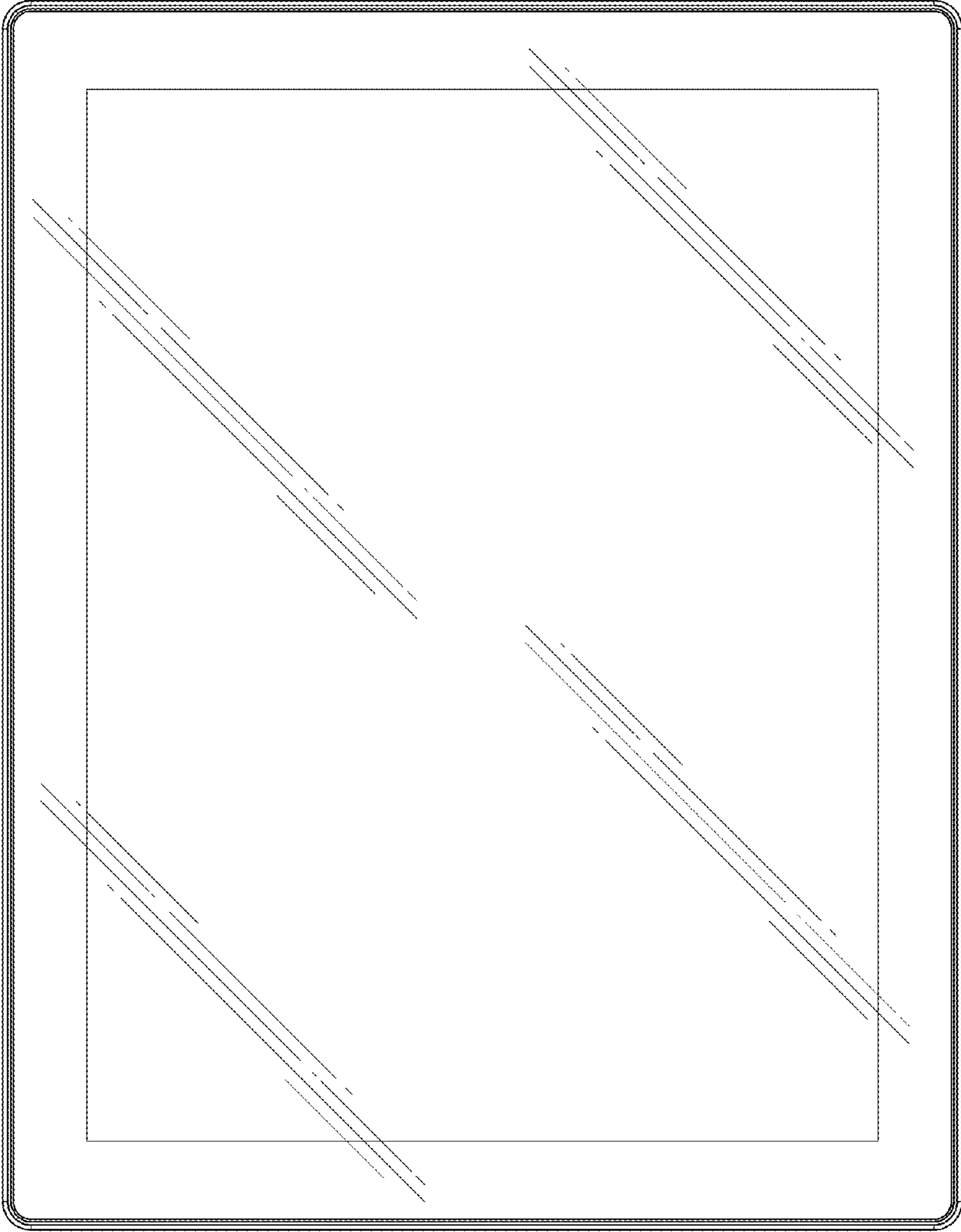


FIG. 2

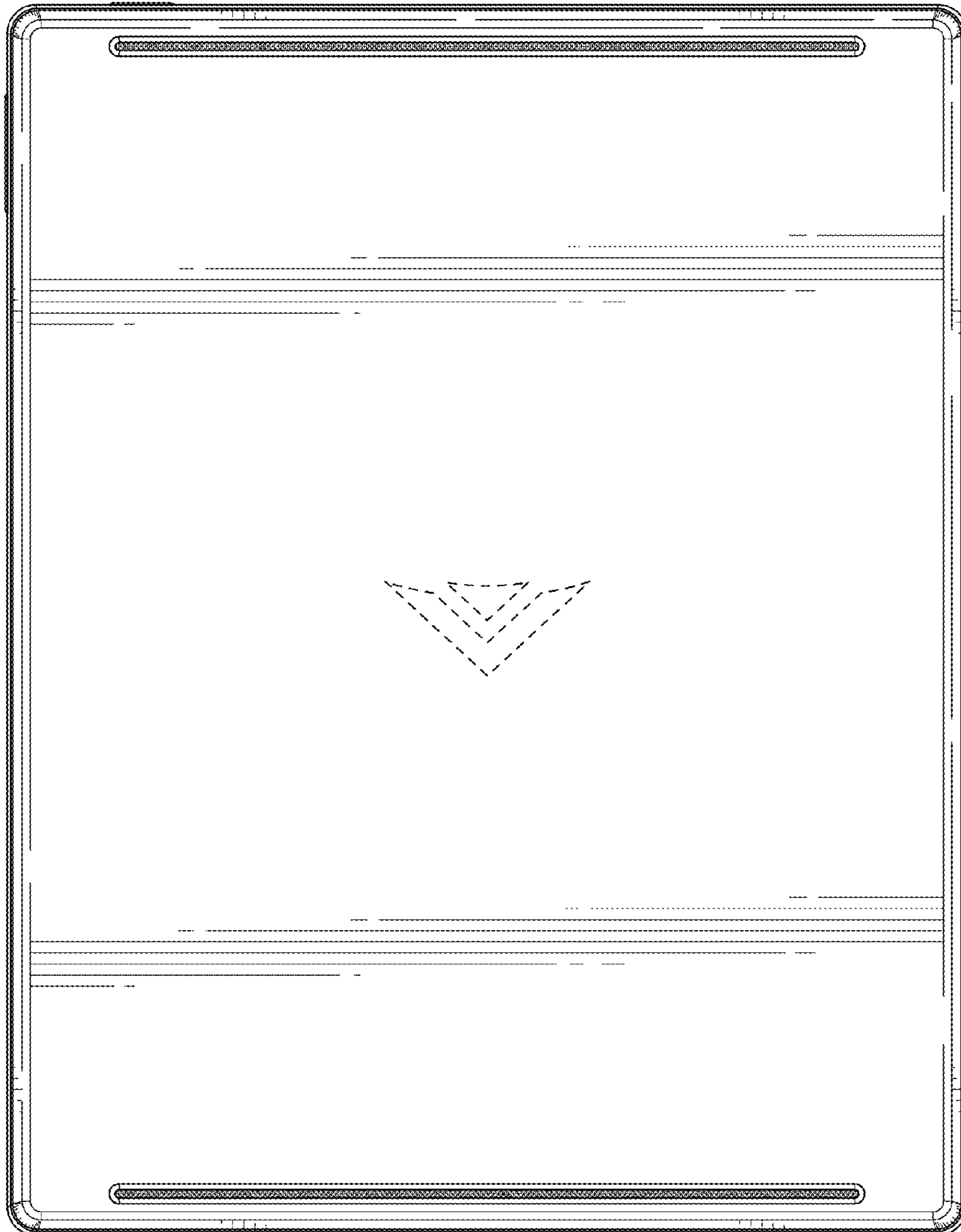


FIG. 3

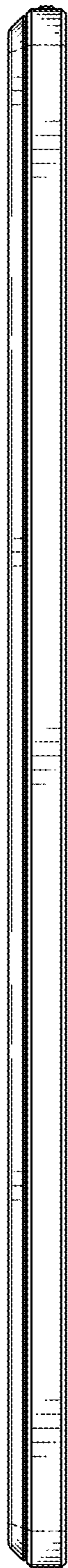


FIG. 4

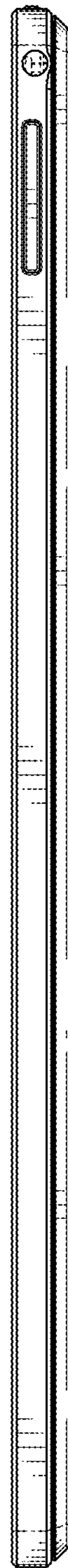


FIG. 5

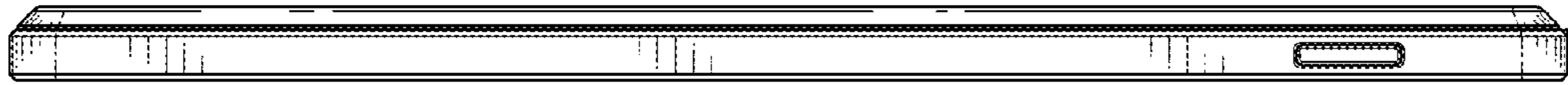


FIG. 6



FIG. 7