



US00D715794S

(12) **United States Design Patent**  
**Zhou et al.**

(10) **Patent No.:** **US D715,794 S**  
(45) **Date of Patent:** **\*\* Oct. 21, 2014**

(54) **TABLET PC**

(56) **References Cited**

(71) Applicant: **Hisense Electric Co., Ltd.**, Qingdao (CN)

(72) Inventors: **Huarong Zhou**, Qingdao (CN);  
**Chunyan Song**, Qingdao (CA)

(73) Assignee: **Hisense Electric Co., Ltd.**, Qingdao, Shan Dong Province (CN)

(\*\*) Term: **14 Years**

(21) Appl. No.: **29/444,840**

(22) Filed: **Feb. 4, 2013**

(30) **Foreign Application Priority Data**

Jan. 8, 2013 (CN) ..... 2013 3 0004168

(51) **LOC (10) Cl.** ..... **14-02**

(52) **U.S. Cl.**  
USPC ..... **D14/341**

(58) **Field of Classification Search**  
CPC ... H04M 1/00; H04M 11/066; H04M 1/2478;  
H04M 1/72519; H04M 2201/38; H04M  
2250/22; G06F 15/00  
USPC ..... D14/341-347, 137, 138 R, 138 AA,  
D14/138 C, 138 G, 496, 203.1, 203.3, 203.4,  
D14/203.7, 129, 130, 147, 218, 248, 389,  
D14/388, 426, 420; D10/65, 104.1;  
D18/6-7; D21/324, 329, 330;  
455/556.1, 556.2, 566, 575.1, 90.3;  
379/433.04, 433.01, 433.06, 916;  
345/173, 901, 905; 361/679.26, 679.3,  
361/679.55, 679.56

See application file for complete search history.

U.S. PATENT DOCUMENTS

D504,889	S	*	5/2005	Andre et al.	.....	D14/341
D602,486	S	*	10/2009	Andre et al.	.....	D14/341
D615,083	S	*	5/2010	Andre et al.	.....	D14/341
D625,306	S	*	10/2010	Miyawaki	.....	D14/341
D637,596	S	*	5/2011	Akana et al.	.....	D14/341
D638,416	S	*	5/2011	Kawase	.....	D14/315
D638,814	S	*	5/2011	Sutherland et al.	.....	D14/138 G
D640,219	S	*	6/2011	Sutherland et al.	.....	D14/138 G
D640,663	S	*	6/2011	Arnholt et al.	.....	D14/138 G
D645,833	S	*	9/2011	Seflic et al.	.....	D14/138 G
D672,344	S	*	12/2012	Li	.....	D14/341
D675,588	S	*	2/2013	Park	.....	D14/138 G
D676,819	S	*	2/2013	Choi	.....	D14/138 G
D677,181	S	*	3/2013	Lenz et al.	.....	D10/65
D677,659	S	*	3/2013	Akana et al.	.....	D14/341
D680,524	S	*	4/2013	Feng et al.	.....	D14/341
D681,632	S	*	5/2013	Akana et al.	.....	D14/341
D685,783	S	*	7/2013	Bryan et al.	.....	D14/341

(Continued)

*Primary Examiner* — Barbara Fox

(74) *Attorney, Agent, or Firm* — Cheng-Ju Chiang



(57) **CLAIM**

The ornamental design for a “tablet PC,” as shown and described.

**DESCRIPTION**

FIG. 1 is a bottom, front and right perspective view of a “tablet PC” showing our new design;  
FIG. 2 is a bottom, rear and right perspective view thereof;  
FIG. 3 is a front view thereof;  
FIG. 4 is a rear view thereof;  
FIG. 5 is a left side view thereof;  
FIG. 6 is a right side view thereof;  
FIG. 7 is a top plan view thereof; and,  
FIG. 8 is a bottom plan view thereof.  
The broken line portion of the figure drawings is included to show unclaimed subject matter only and forms no part of the claimed design.

**1 Claim, 6 Drawing Sheets**



# US D715,794 S

Page 2

---

(56)

## References Cited

### U.S. PATENT DOCUMENTS

D693,787 S \* 11/2013 Reivo et al. .... D14/138 G  
D702,230 S \* 4/2014 Toh et al. .... D14/341  
D705,776 S \* 5/2014 Groene et al. .... D14/341

D705,777 S \* 5/2014 Groene et al. .... D14/341  
D705,779 S \* 5/2014 Akana et al. .... D14/341  
D706,774 S \* 6/2014 Park et al. .... D14/341  
D707,214 S \* 6/2014 Reivo et al. .... D14/248  
D707,675 S \* 6/2014 Akana et al. .... D14/341

\* cited by examiner

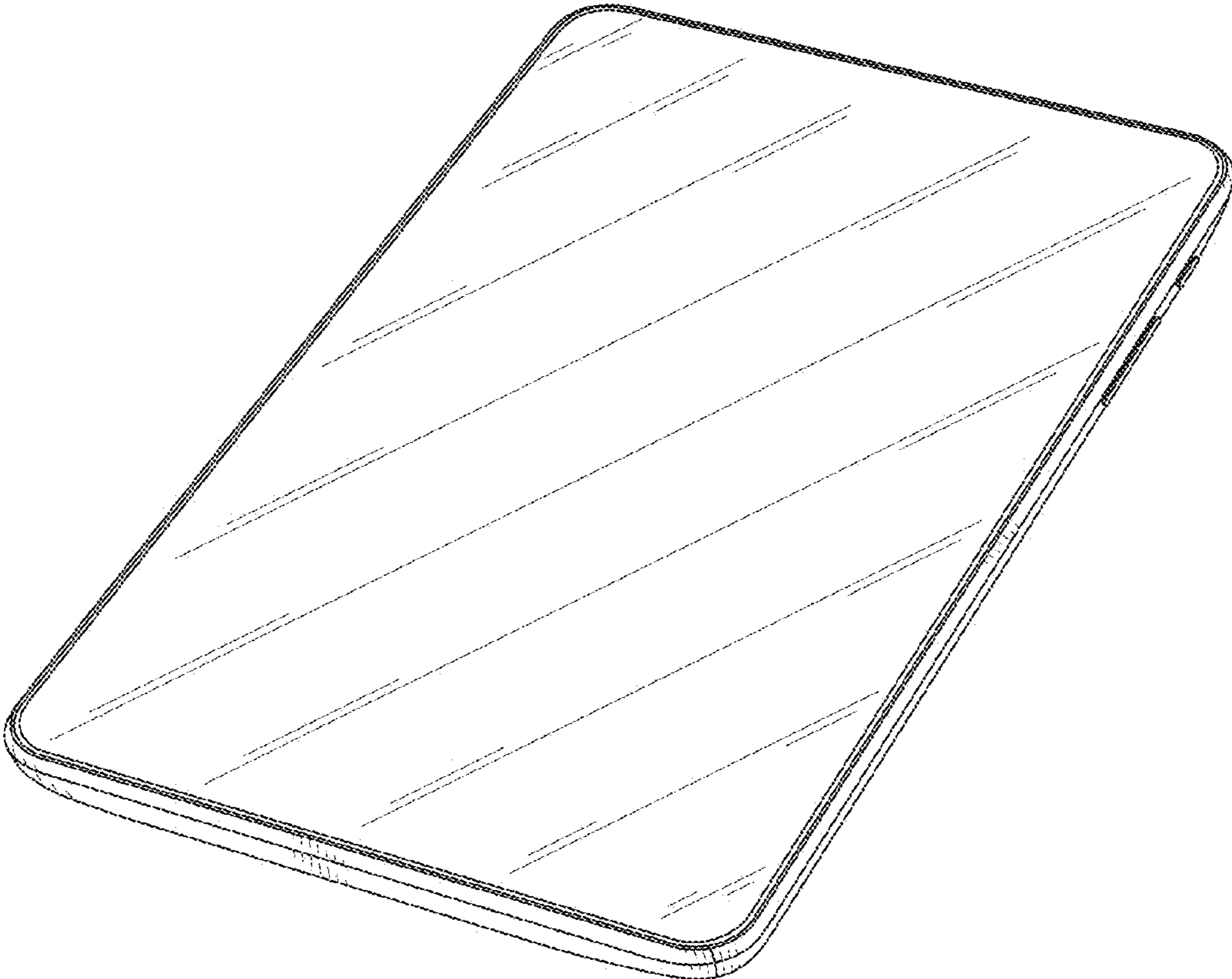


FIG. 1



FIG. 2




FIG. 3




FIG. 4



FIG. 5




FIG. 6




FIG. 7




FIG. 8