



US00D715788S

(12) **United States Design Patent**  
**Lee et al.**

(10) **Patent No.:** **US D715,788 S**  
(45) **Date of Patent:** **\*\* Oct. 21, 2014**

(54) **HAND PHONE CASE**

(71) Applicant: **Ace Display Co., Ltd**, Seoul (KR)

(72) Inventors: **Jong Rin Lee**, Seoul (KR); **Jin Seok Kim**, Incheon (KR)

(73) Assignee: **Jong Rin Lee**, Seoul (KR)

(\*\*) Term: **14 Years**

(21) Appl. No.: **29/439,135**

(22) Filed: **Dec. 6, 2012**

(51) **LOC (10) Cl.** ..... **14-03**

(52) **U.S. Cl.**  
USPC ..... **D14/250**

(58) **Field of Classification Search**

CPC ..... H04B 1/3888; H04M 1/0283; H04M 1/0214; H04M 1/18; H05K 7/00  
USPC ..... D14/138 AD, 138 C, 138 G, 203.7, 230, D14/238.1, 240, 247, 248, 250, 253, 341, D14/345, 346, 439, 440, 447, 496; D13/103, 107, 119; D3/201, 218, 269, D3/273, 303; 206/320; 455/456.1, 575.1, 455/575.4, 575.8

See application file for complete search history.

(56) **References Cited**

U.S. PATENT DOCUMENTS

D612,356 S \* 3/2010 Chen ..... D14/138 AD  
D615,952 S \* 5/2010 Kim et al. .... D14/138 AA

D647,500 S \* 10/2011 Kim ..... D14/138 AA  
D655,268 S \* 3/2012 Mezaki ..... D14/138 AD  
D676,046 S \* 2/2013 Hatori et al. .... D14/341  
D698,355 S \* 1/2014 Cheung ..... D14/341  
D702,221 S \* 4/2014 Vandiver ..... D14/250  
2014/0076753 A1\* 3/2014 Limber et al. .... 206/320

\* cited by examiner

*Primary Examiner* — Thomas Johannes

*Assistant Examiner* — Chelsea Sealey

(74) *Attorney, Agent, or Firm* — Novick, Kim & Lee, PLLC; Jae Youn Kim; Sang Ho Lee

(57) **CLAIM**


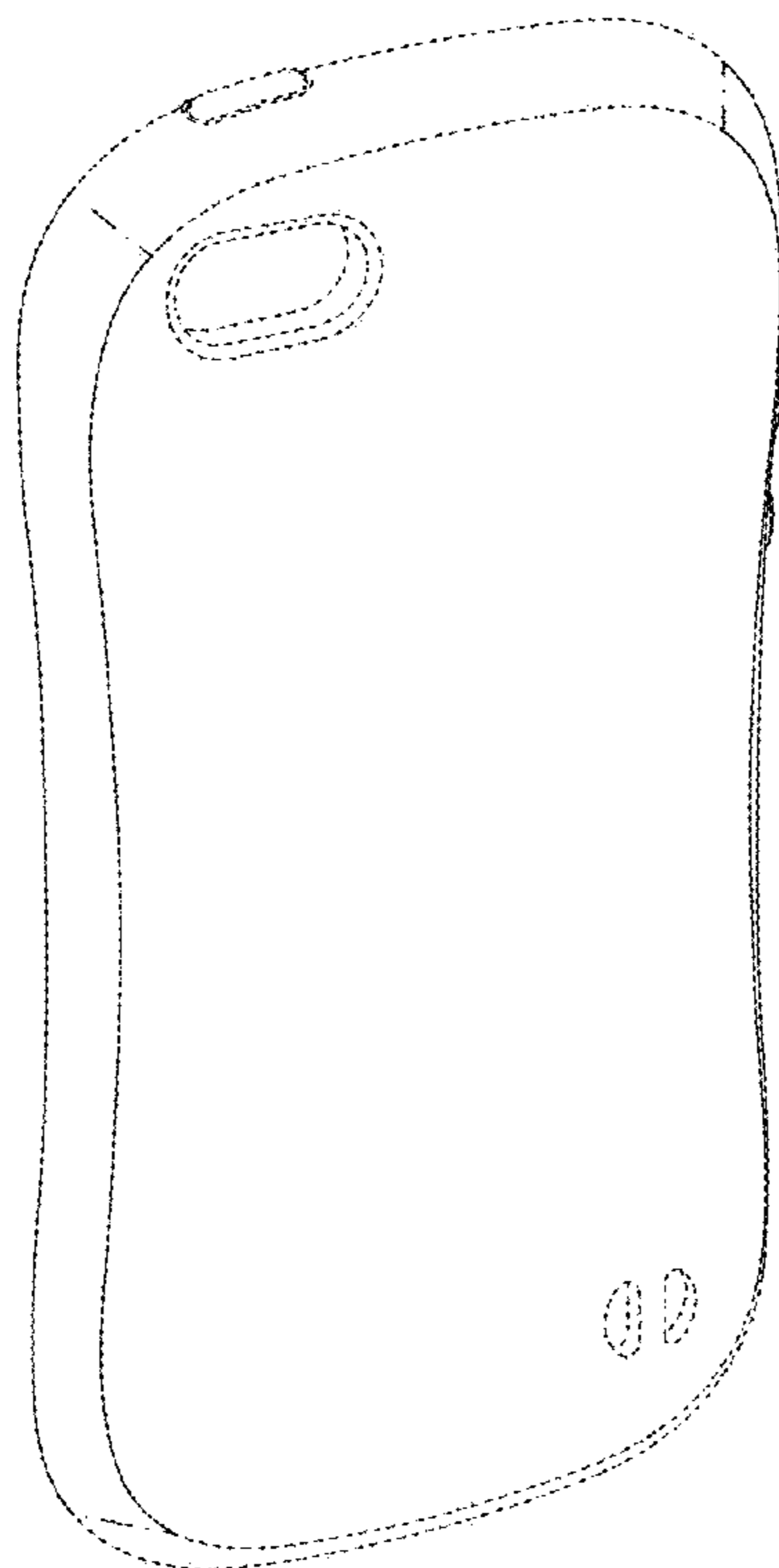
The ornamental design for a hand phone case, as shown and described.

**DESCRIPTION**

FIG. 1 is a front perspective view of a hand phone case showing our new design;  
FIG. 2 is a front view thereof;  
FIG. 3 is a rear view thereof;  
FIG. 4 is a left side view thereof;  
FIG. 5 is a right side view thereof;  
FIG. 6 is a top view thereof; and,  
FIG. 7 is a bottom view thereof.

The evenly segmented broken lines indicate unclaimed portions of the article that form no part of the claimed design. The dot-dash broken lines represent the claim boundary that forms no part of the claimed design.

**1 Claim, 6 Drawing Sheets**






FIG. 1




FIG. 2




FIG. 3




FIG. 4




FIG. 5



FIG. 6




FIG. 7