



US00D715787S

(12) **United States Design Patent**  
**Lee et al.**

(10) **Patent No.:** **US D715,787 S**  
(45) **Date of Patent:** **\*\* Oct. 21, 2014**

(54) **HAND PHONE CASE**

(71) Applicants: **Jong Rin Lee**, Seoul (KR); **Jin Seok Kim**, Incheon (KR)

(72) Inventors: **Jong Rin Lee**, Seoul (KR); **Jin Seok Kim**, Incheon (KR)

(73) Assignee: **Jong Rin Lee**, Seoul (KR)

(\*\*) Term: **14 Years**

(21) Appl. No.: **29/439,134**

(22) Filed: **Dec. 6, 2012**

(51) **LOC (10) Cl.** ..... **14-03**

(52) **U.S. Cl.**  
USPC ..... **D14/250**

(58) **Field of Classification Search**

CPC .... H04B 1/3888; H04M 1/0283; H04M 1/18;  
H04M 1/0214; A45C 2011/002  
USPC ..... D14/138 AD, 138 C, 138 G, 203.7, 230,  
D14/238.1, 240, 247, 248, 250, 253, 341,  
D14/345, 346, 439, 440, 447, 496;  
D13/103, 107, 119; D3/201, 218, 269,  
D3/273, 303; 206/320; 455/456.1, 575.1,  
455/575.4, 575.8

See application file for complete search history.

(56) **References Cited**

U.S. PATENT DOCUMENTS

|          |   |   |        |                    |       |           |
|----------|---|---|--------|--------------------|-------|-----------|
| D619,573 | S | * | 7/2010 | Khan et al.        | ..... | D14/250   |
| D662,926 | S | * | 7/2012 | Fahrendorff et al. | ..... | D14/250   |
| D662,928 | S | * | 7/2012 | Fahrendorff et al. | ..... | D14/250   |
| D679,697 | S | * | 4/2013 | Murchison et al.   | ..... | D14/250   |
| D682,259 | S | * | 5/2013 | Fahrendorff et al. | ..... | D14/250   |
| D684,958 | S | * | 6/2013 | Fahrendorff et al. | ..... | D14/250   |
| D686,180 | S | * | 7/2013 | Kim et al.         | ..... | D14/138 G |

\* cited by examiner

*Primary Examiner* — Thomas Johannes

*Assistant Examiner* — Chelsea Sealey

(74) *Attorney, Agent, or Firm* — Novick, Kim & Lee, PLLC;  
Jae Youn Kim; Sang Ho Lee


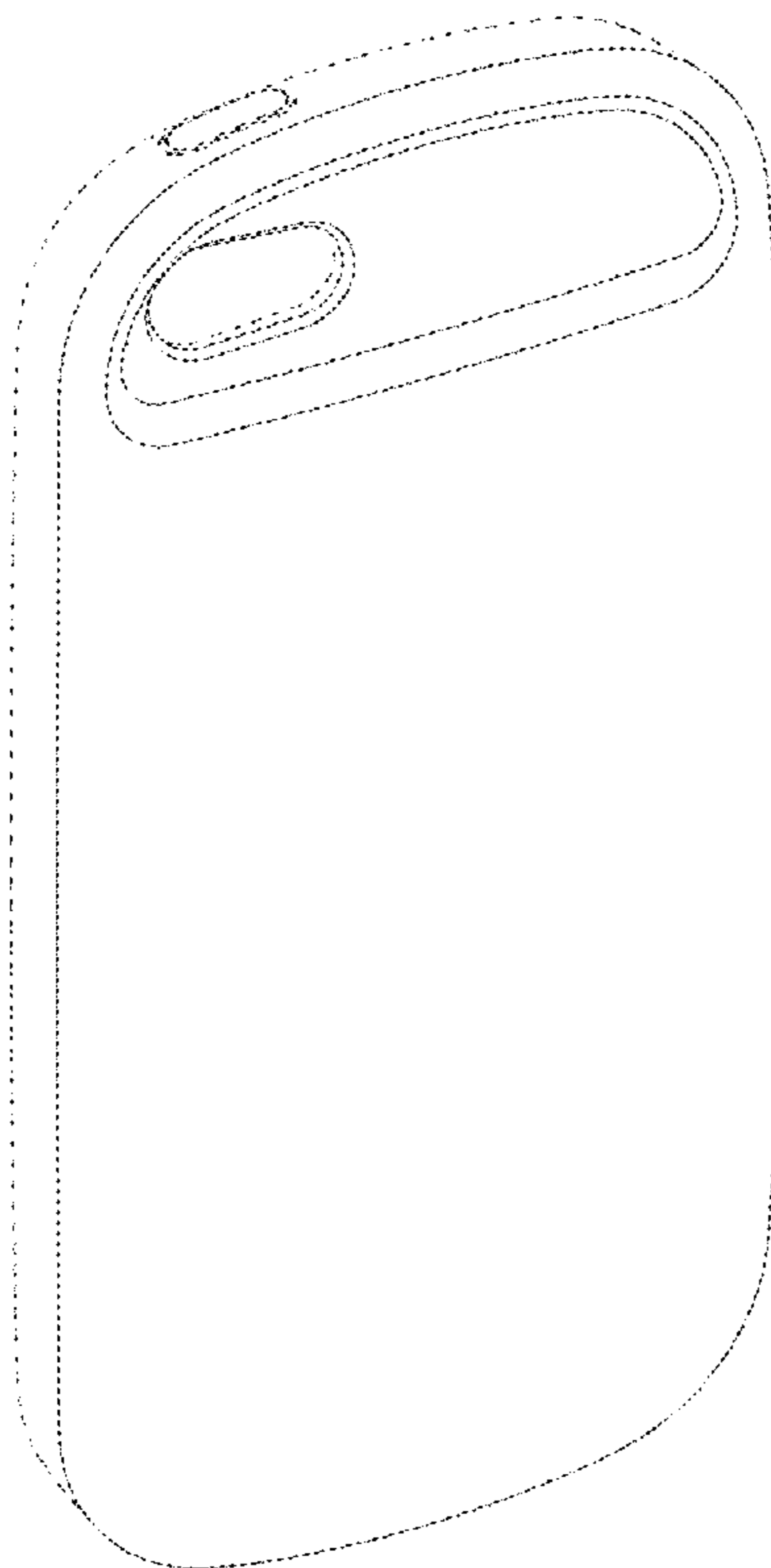
(57) **CLAIM**

The ornamental design for a hand phone case, as shown and described.

**DESCRIPTION**

FIG. 1 is a front perspective view of a hand phone case showing our new design;  
FIG. 2 is a front view thereof;  
FIG. 3 is a rear view thereof;  
FIG. 4 is a left side view thereof;  
FIG. 5 is a right side view thereof;  
FIG. 6 is a top view thereof; and,  
FIG. 7 is a bottom view thereof.  
The broken lines indicate unclaimed portions of the article that form no part of the claimed design.

**1 Claim, 5 Drawing Sheets**






FIG. 1




FIG. 2




FIG. 3




FIG. 4




FIG. 5




FIG. 6

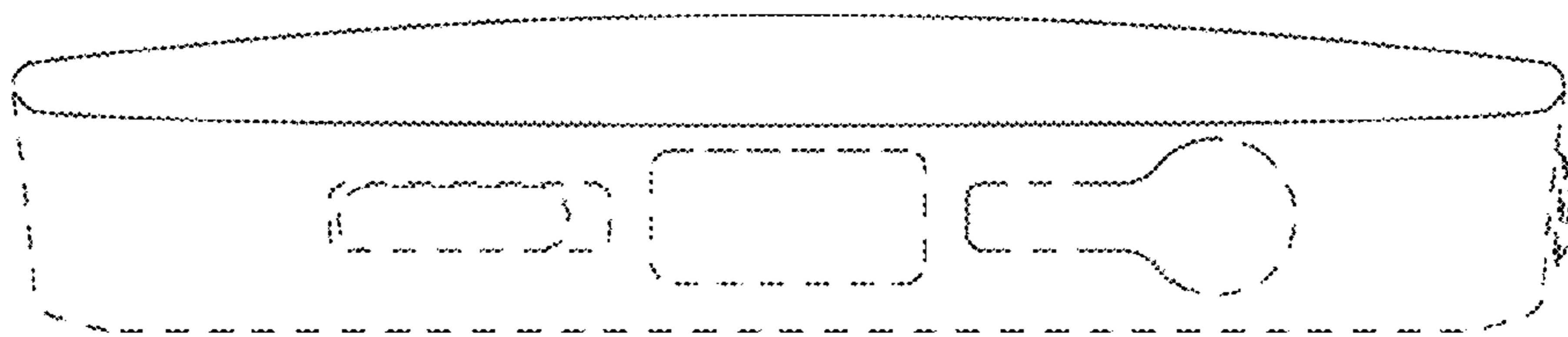


FIG. 7