



US00D715781S

(12) **United States Design Patent**  
**Forster et al.**

(10) **Patent No.:** **US D715,781 S**  
(45) **Date of Patent:** **\*\* Oct. 21, 2014**

(54) **RFID INLAY**

(56)

**References Cited**

(71) Applicant: **Avery Dennison Retail Information Services, LLC**, Mentor, OH (US)

(72) Inventors: **Ian James Forster**, Essex (GB);  
**Norman A. Howard**, Essex (GB)

(73) Assignee: **Avery Dennison Corporation**,  
Glendale, CA (US)

(\*\*) Term: **14 Years**

(21) Appl. No.: **29/487,029**

(22) Filed: **Apr. 4, 2014**

(51) **LOC (10) Cl.** ..... **14-03**

(52) **U.S. Cl.**  
USPC ..... **D14/230**

(58) **Field of Classification Search**  
USPC ..... D14/138, 230–238, 299, 358; D12/42,  
D12/43; 343/700 MS, 700 R–705, 711–713,  
343/735, 736, 741, 748, 767, 795, 819, 840,  
343/846, 866, 871–908; 455/90.2, 90.3, 91,  
455/128, 269, 344, 347, 562.1

See application file for complete search history.

U.S. PATENT DOCUMENTS

D573,589	S	*	7/2008	Montgomery et al.	.....	D14/230
D594,446	S	*	6/2009	Kato	.....	D14/230
D611,037	S	*	3/2010	Oliver	.....	D14/230
D611,039	S	*	3/2010	Deguchi et al.	.....	D14/230
D620,484	S	*	7/2010	Oliver	.....	D14/230
D685,352	S	*	7/2013	Wei	.....	D14/230
D695,278	S	*	12/2013	Koskelainen	.....	D14/230
2004/0104850	A1	*	6/2004	Otaka et al.	.....	343/700 MS
2005/0024287	A1	*	2/2005	Jo et al.	.....	343/822
2007/0200708	A1	*	8/2007	Hayama et al.	.....	340/572.7
2008/0088522	A1	*	4/2008	Huang et al.	.....	343/846
2008/0204329	A1	*	8/2008	Taki et al.	.....	343/700 MS

\* cited by examiner

*Primary Examiner* — John Windmuller

(74) *Attorney, Agent, or Firm* — Avery Dennison Corporation

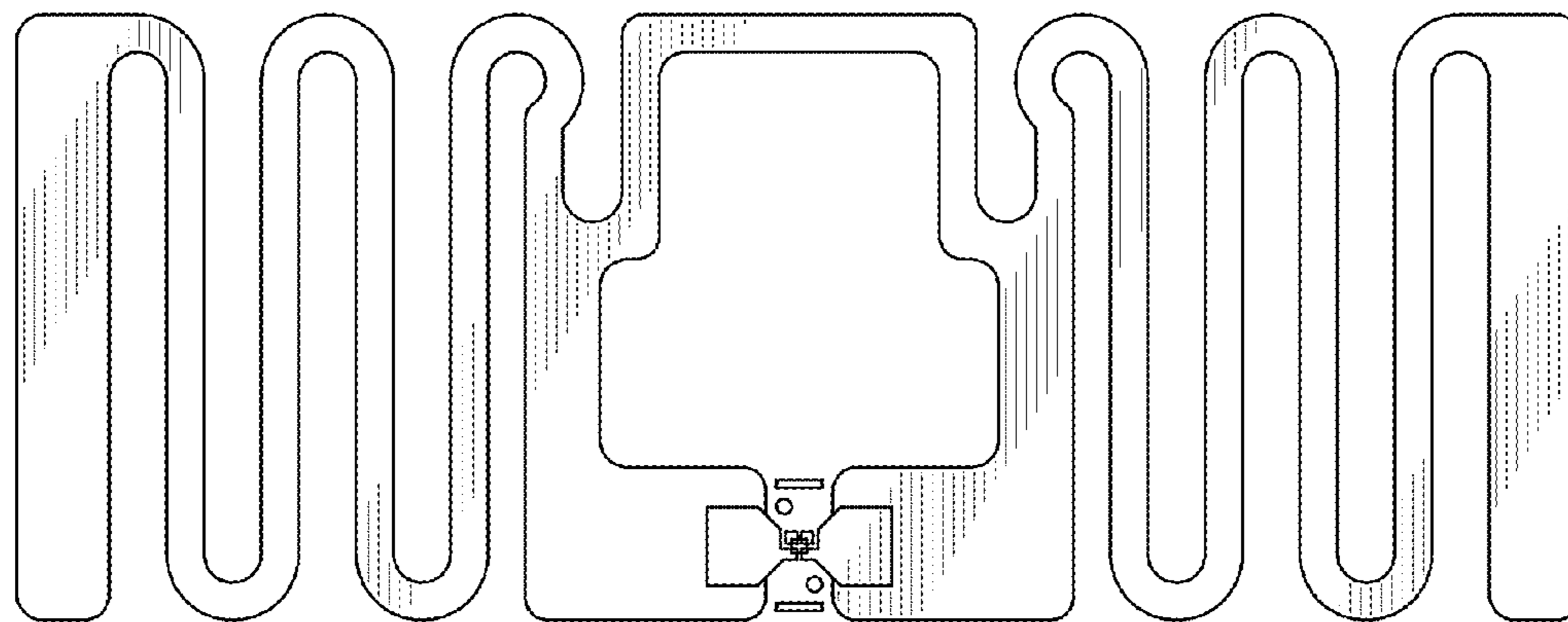
(57) **CLAIM**

The ornamental design for an RFID inlay, as shown and described.

**DESCRIPTION**

FIG. 1 is an isometric view of an RFID inlay showing our new design; and,  
FIG. 2 is a top plan view thereof.

**1 Claim, 1 Drawing Sheet**



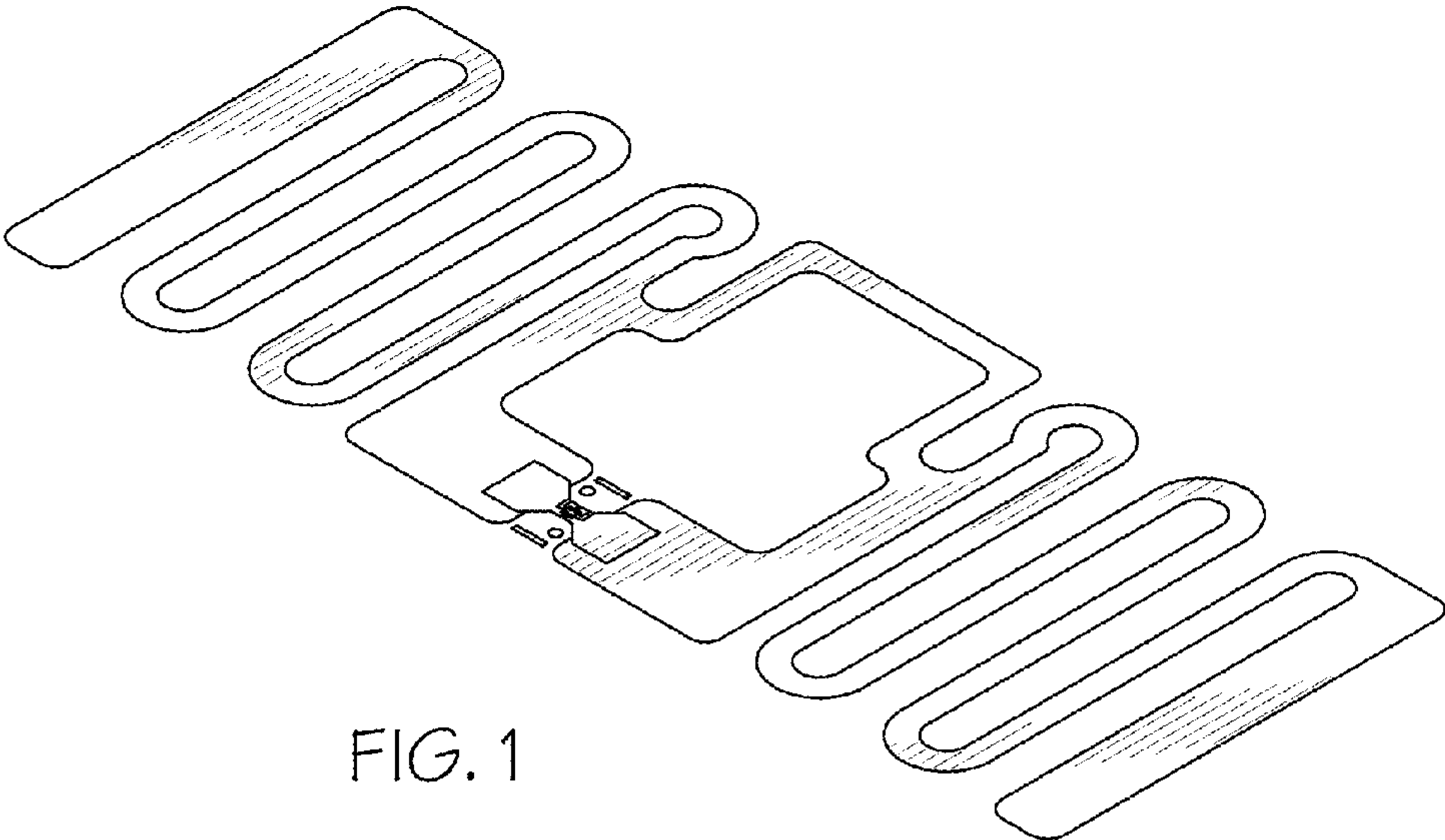


FIG. 1

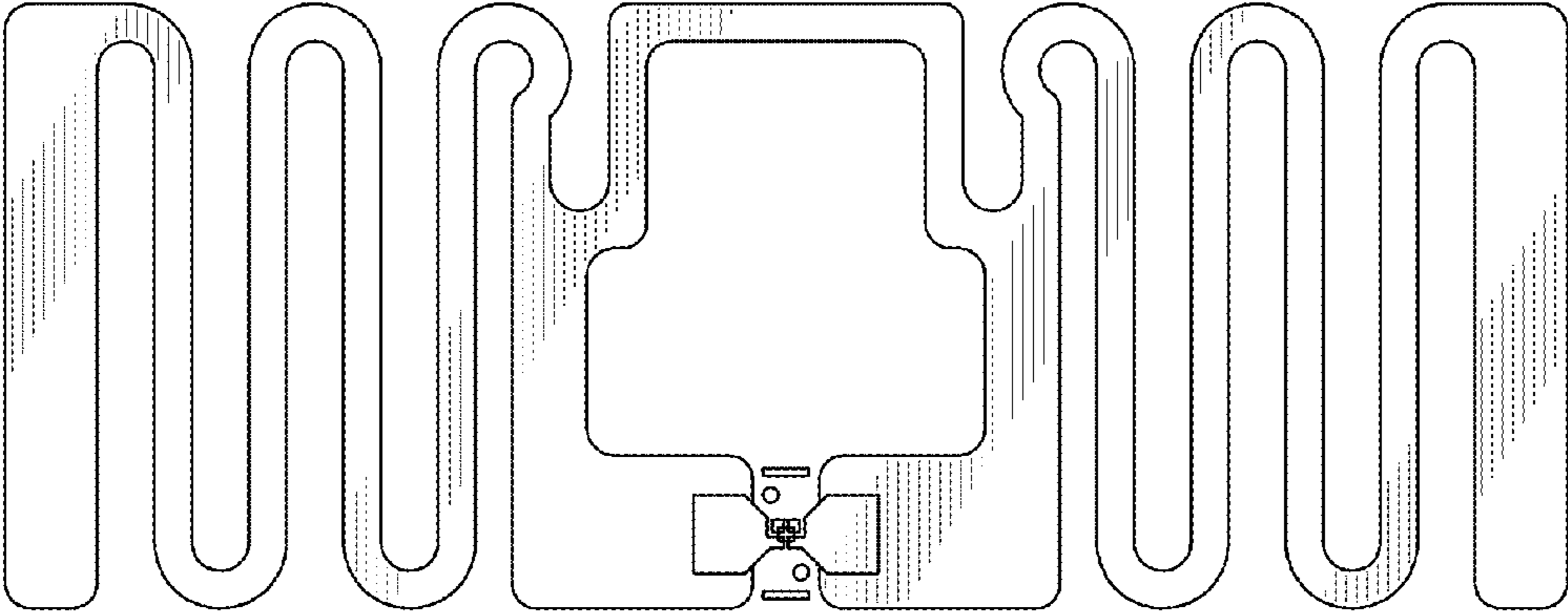


FIG. 2