



US00D715774S

(12) **United States Design Patent**
Lee et al.

(10) **Patent No.:** **US D715,774 S**
(45) **Date of Patent:** **** Oct. 21, 2014**

(54) **REMOTE CONTROLLER**

(56) **References Cited**

(71) Applicant: **Samsung Electronics Co., Ltd.**,
Suwon-si (KR)

(72) Inventors: **Seung-Chan Lee**, Seoul (KR);
Sang-Min Hyun, Seoul (KR)

(73) Assignee: **Samsung Electronics Co., Ltd.**,
Suwon-si (KR)

(**) Term: **14 Years**

(21) Appl. No.: **29/466,193**

(22) Filed: **Sep. 5, 2013**

(30) **Foreign Application Priority Data**

Mar. 5, 2013 (KR) 30-2013-0011240

(51) **LOC (10) Cl.** **14-03**

(52) **U.S. Cl.**
USPC **D14/218**

(58) **Field of Classification Search**
USPC D14/218, 455; D13/168; D21/566;
D10/104, 106; 345/169; 348/14.05,
348/114, 211.99, 734; 340/825.24; 341/22;
455/92, 95, 128, 151.1-151.4, 352,
455/355, FOR. 121; 700/65

See application file for complete search history.

U.S. PATENT DOCUMENTS

D367,060	S	*	2/1996	Augaitis et al.	D14/218
D426,232	S	*	6/2000	Silbermann et al.	D14/218
D511,750	S	*	11/2005	Badarello	D13/168
D528,510	S	*	9/2006	Schmieta et al.	D13/168
D550,168	S	*	9/2007	Chang	D13/168
D606,046	S	*	12/2009	Bradford et al.	D14/218
D632,673	S	*	2/2011	Isaias	D14/218
D633,893	S	*	3/2011	Harden et al.	D14/147
D673,138	S	*	12/2012	Kim et al.	D14/218
D682,254	S	*	5/2013	Hong et al.	D14/218
D693,333	S	*	11/2013	Joe et al.	D14/218
D695,274	S	*	12/2013	Barnsteiner	D14/218

* cited by examiner

Primary Examiner — John Windmuller
(74) *Attorney, Agent, or Firm* — NSIP Law

(57) **CLAIM**
The ornamental design for a remote controller, as shown and described.

DESCRIPTION

FIG. 1 is a front perspective view of a remote controller showing our new design;
FIG. 2 is a front view thereof;
FIG. 3 is a rear view thereof;
FIG. 4 is a left-side view thereof;
FIG. 5 is a right-side view thereof;
FIG. 6 is a top view thereof; and,
FIG. 7 is a bottom view thereof.
The broken lines are for illustrative purposes only and form no part of the claimed design.

1 Claim, 4 Drawing Sheets

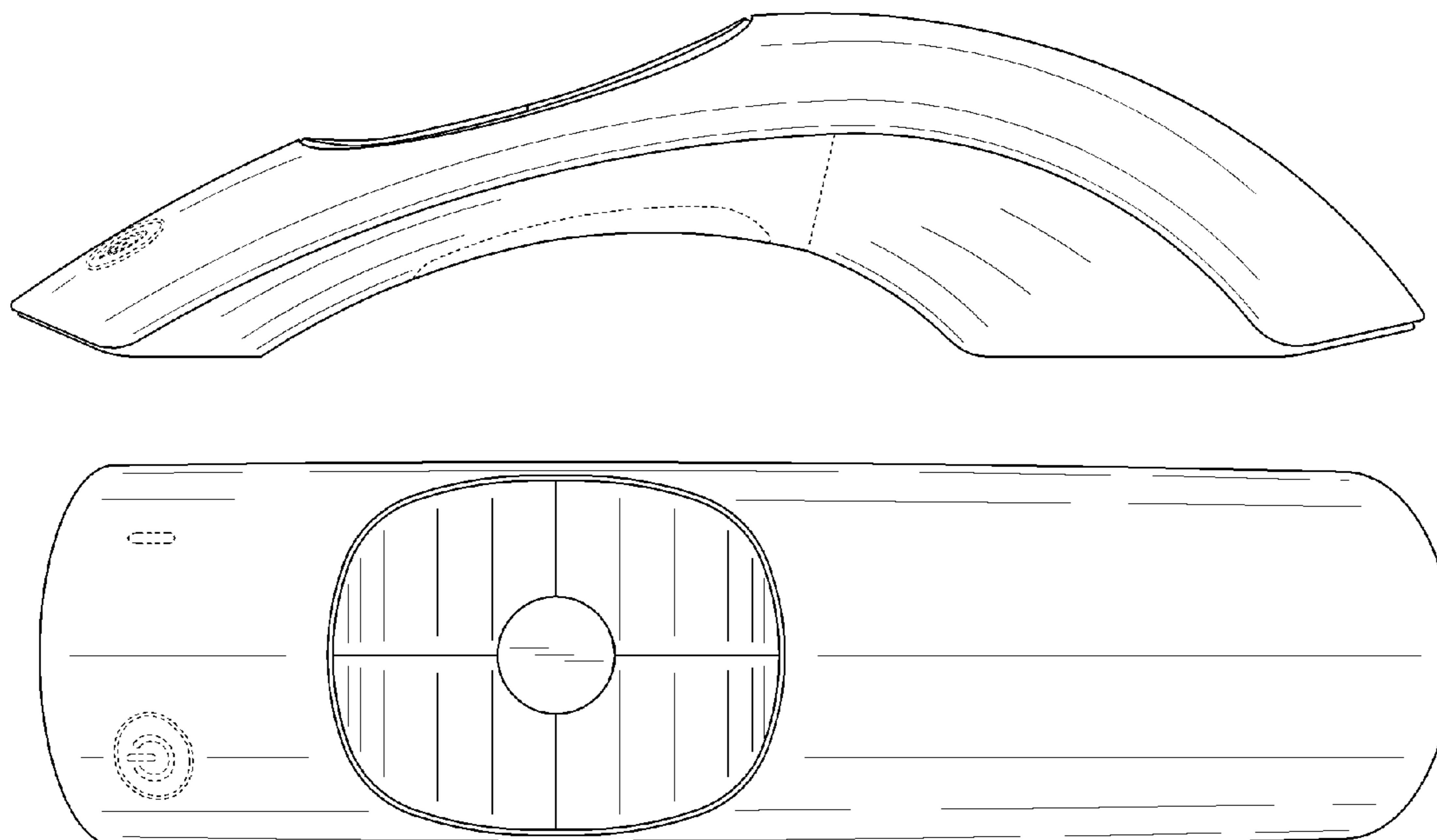


FIG. 1

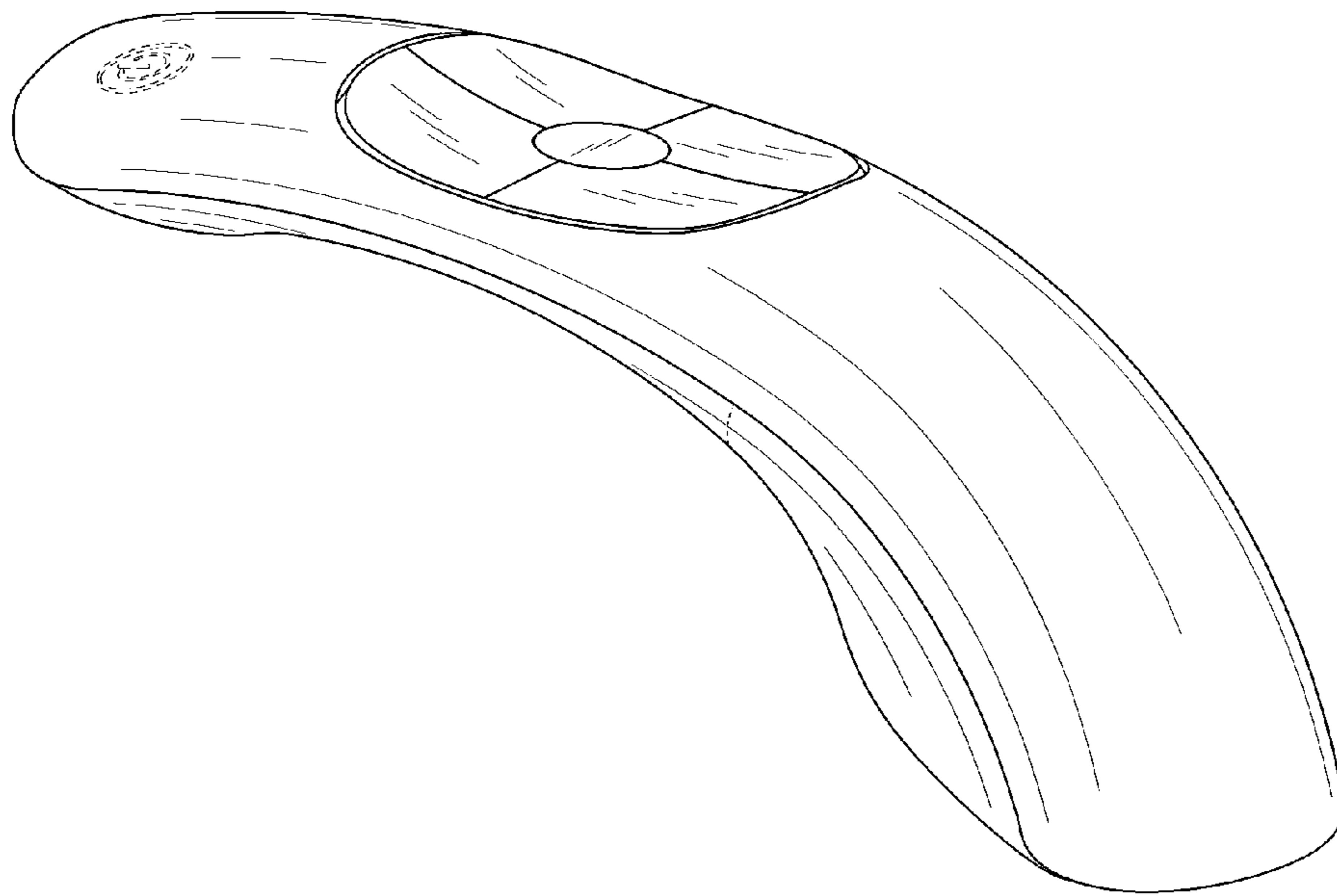


FIG. 2

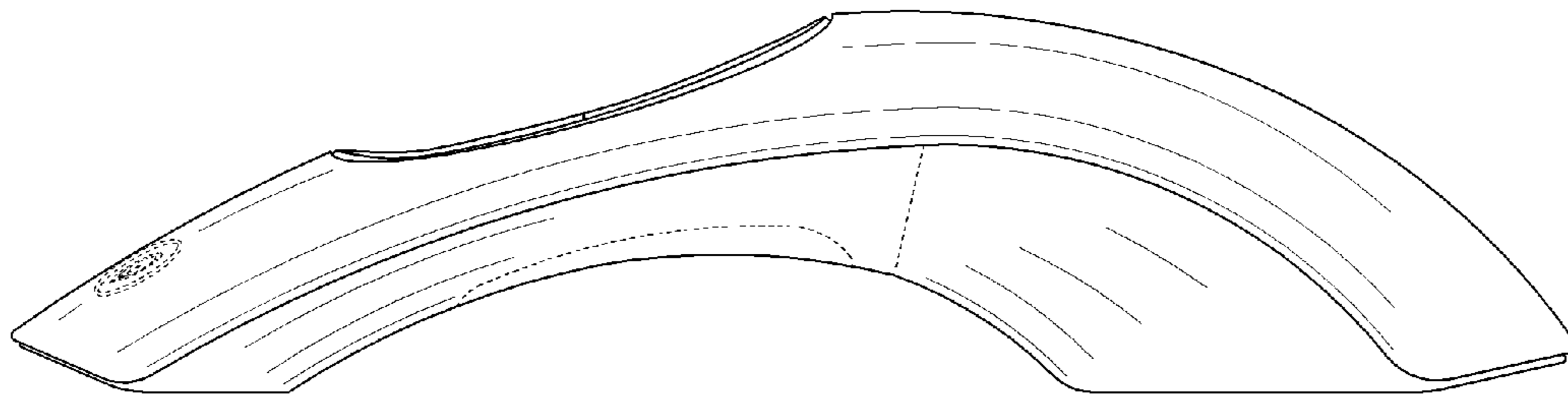


FIG. 3

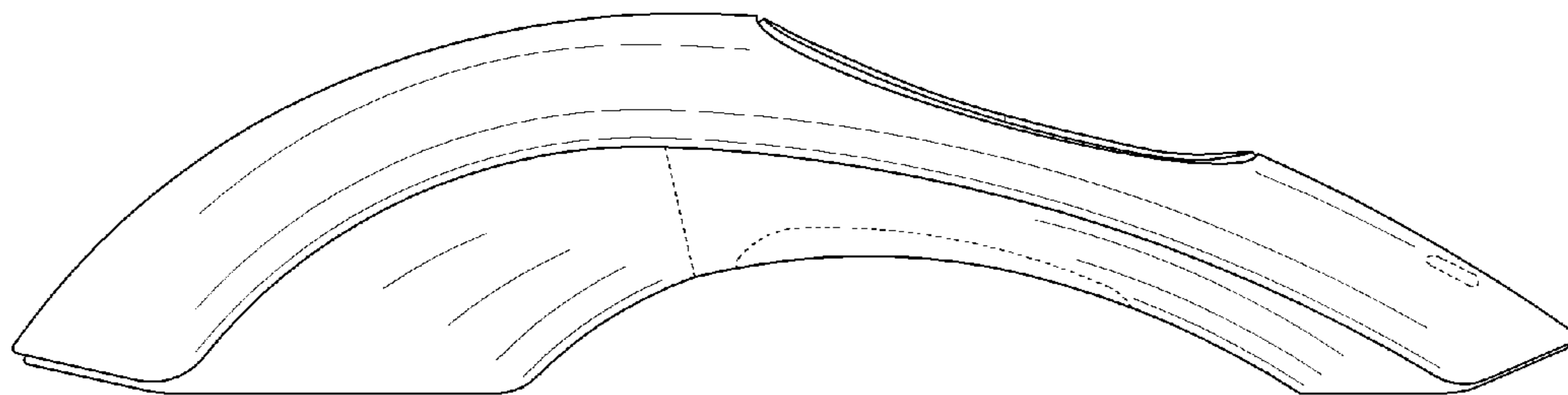


FIG. 4

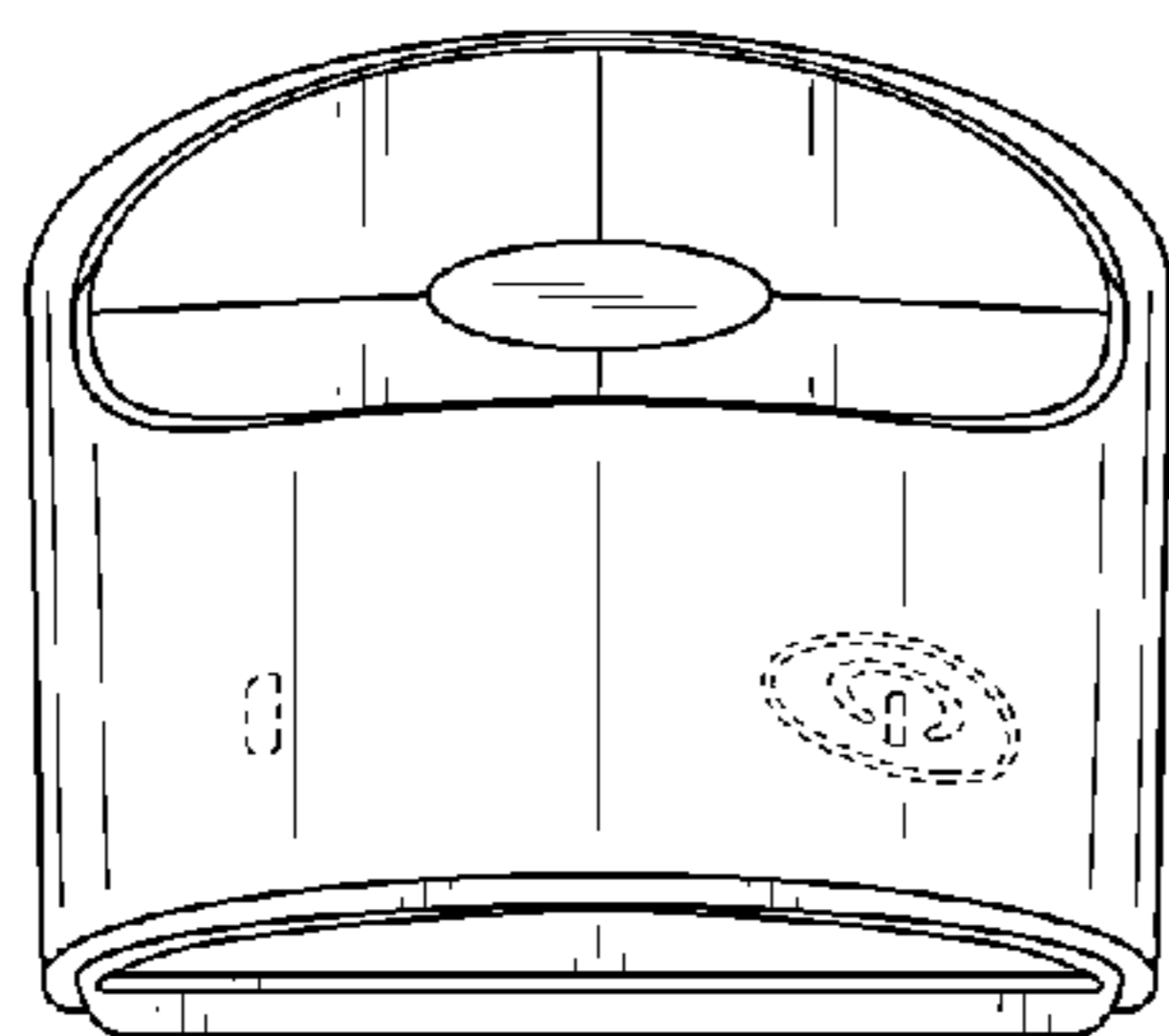


FIG. 5

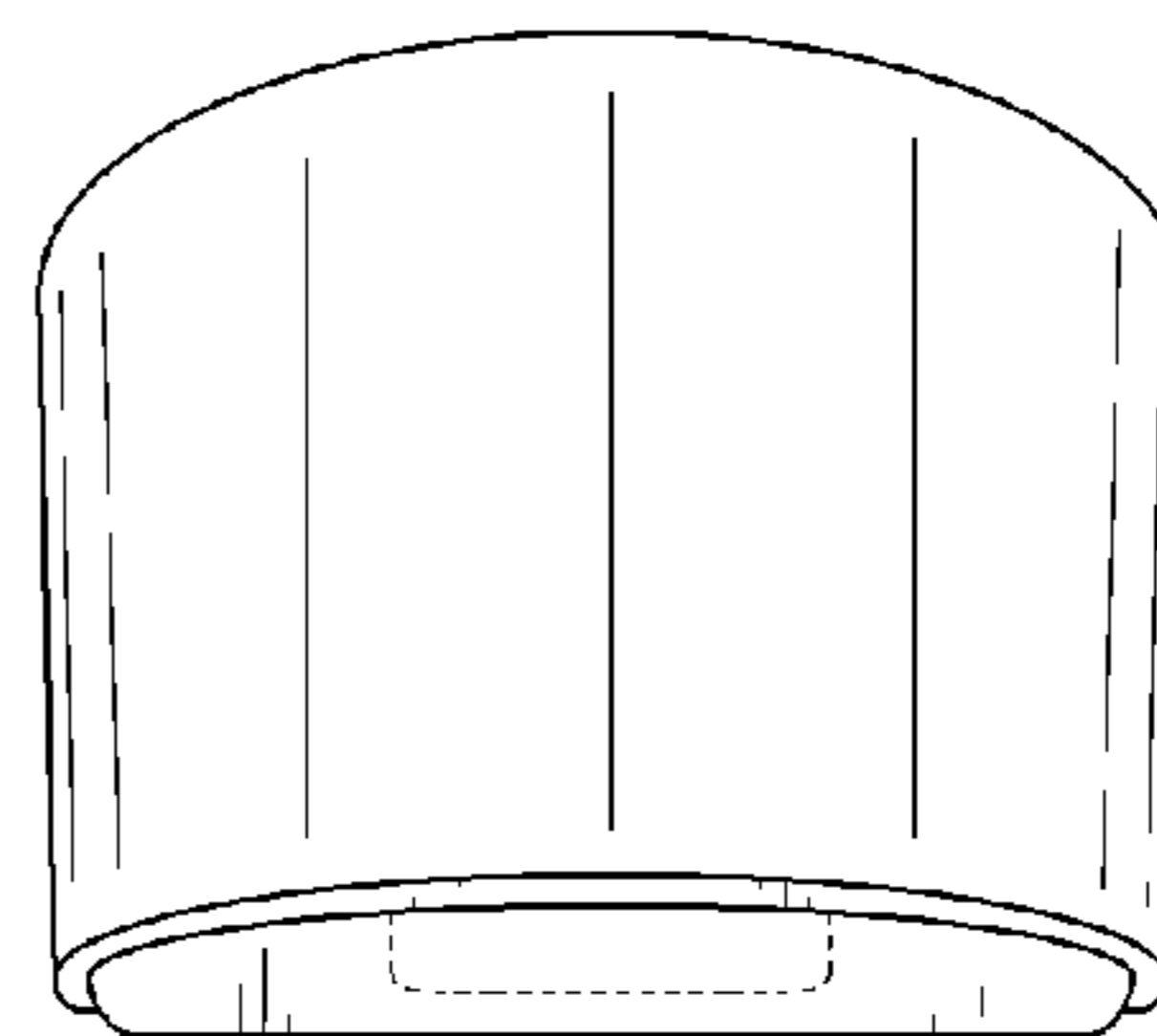


FIG. 6

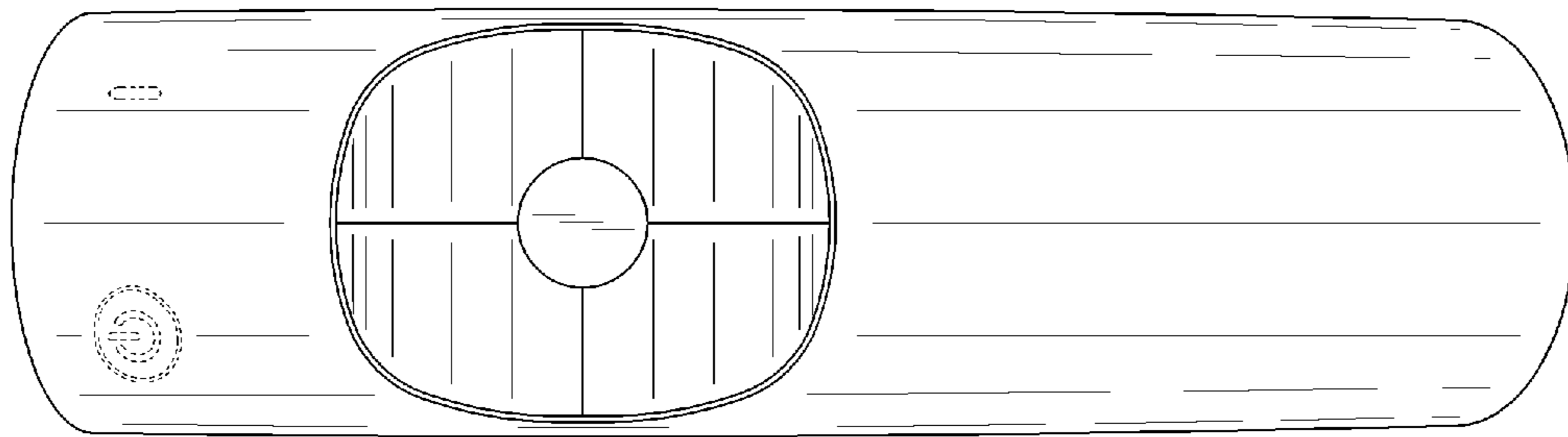


FIG. 7

