



US00D715752S

(12) **United States Design Patent**
Buch et al.

(10) **Patent No.:** **US D715,752 S**
(45) **Date of Patent:** **** Oct. 21, 2014**

(54) **SET-TOP BOX**

(71) Applicant: **Cisco Technology Inc.**, San Jose, CA
(US)

(72) Inventors: **Thorsten Buch**, Munich (DE);
Christian Olufemi, Munich (DE)

(**) Term: **14 Years**

(21) Appl. No.: **29/472,649**

(22) Filed: **Nov. 14, 2013**

(51) **LOC (10) Cl.** **14-03**

(52) **U.S. Cl.**

USPC **D14/125**

(58) **Field of Classification Search**

USPC D14/125, 357-358, 496, 188, 242, 432;
D13/184; 348/10, 460, 706, 731;
340/825.03; 455/6.1, 6.2; 312/223.1,
312/7.2

See application file for complete search history.

(56) **References Cited**

U.S. PATENT DOCUMENTS

D383,456 S	9/1997	Pierce et al.	
D393,637 S	4/1998	Franek	
D434,737 S	12/2000	Jensen et al.	
D546,785 S *	7/2007	Mathews et al.	D14/125
D556,705 S *	12/2007	Reynolds et al.	D14/125
D579,931 S *	11/2008	Chang	D14/242
D596,198 S *	7/2009	Matsuoka	D14/505
D610,103 S *	2/2010	Miller et al.	D14/125

D613,703 S *	4/2010	Chen	D14/125
D636,357 S *	4/2011	Kim et al.	D14/125
D639,255 S	6/2011	de Salis	
D650,345 S *	12/2011	Kim	D14/125
D658,610 S *	5/2012	Bang et al.	D14/125
D659,112 S *	5/2012	Ryu et al.	D14/125

FOREIGN PATENT DOCUMENTS

WO DM/075034 2/2011

* cited by examiner

Primary Examiner — Randall Gholson

(74) *Attorney, Agent, or Firm* — Husch Blackwell LLP

(57) **CLAIM**

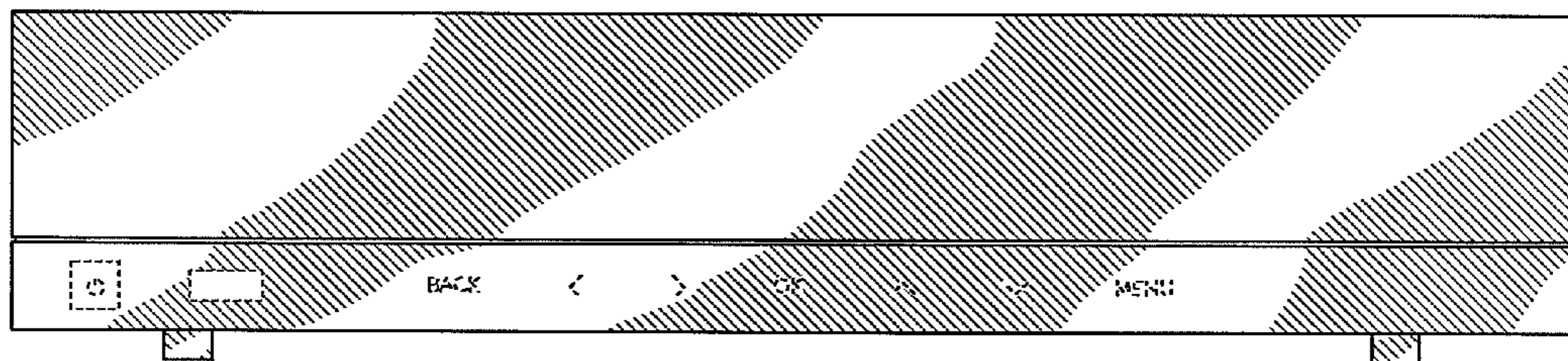
The ornamental design for a set-top box, as shown and described.

DESCRIPTION

FIG. 1 is a front view of a set-top box showing the new design; FIG. 2 is a rear view thereof; FIG. 3 is a right side view thereof, the left side view being a mirror image of the right side view; FIG. 4 is a top view thereof; FIG. 5 is a bottom view thereof; and, FIG. 6 is a perspective view of the front, left side and top thereof.

The broken lines in the figures illustrate unclaimed environment and form no part of the claimed design.

1 Claim, 5 Drawing Sheets






Fig. 1

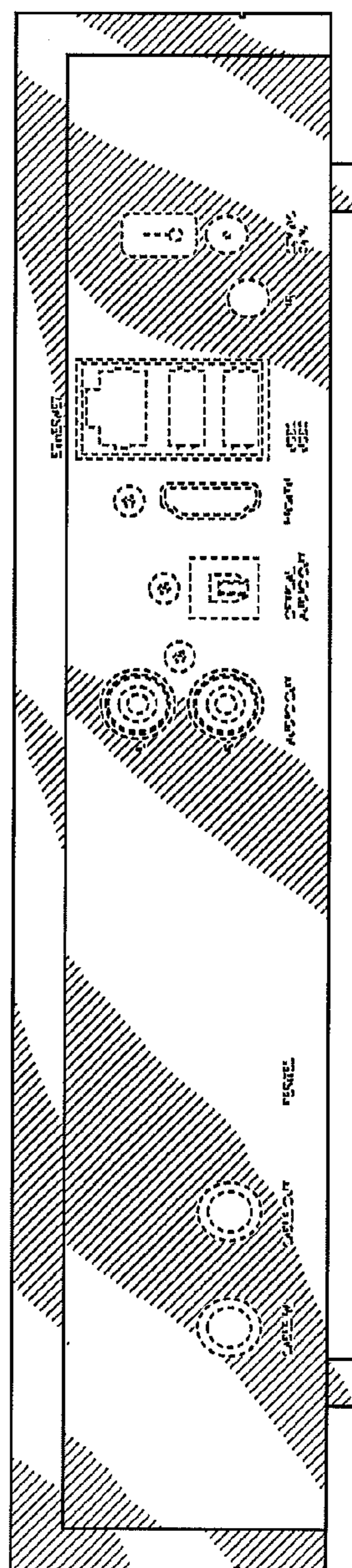


Fig. 2




Fig. 3

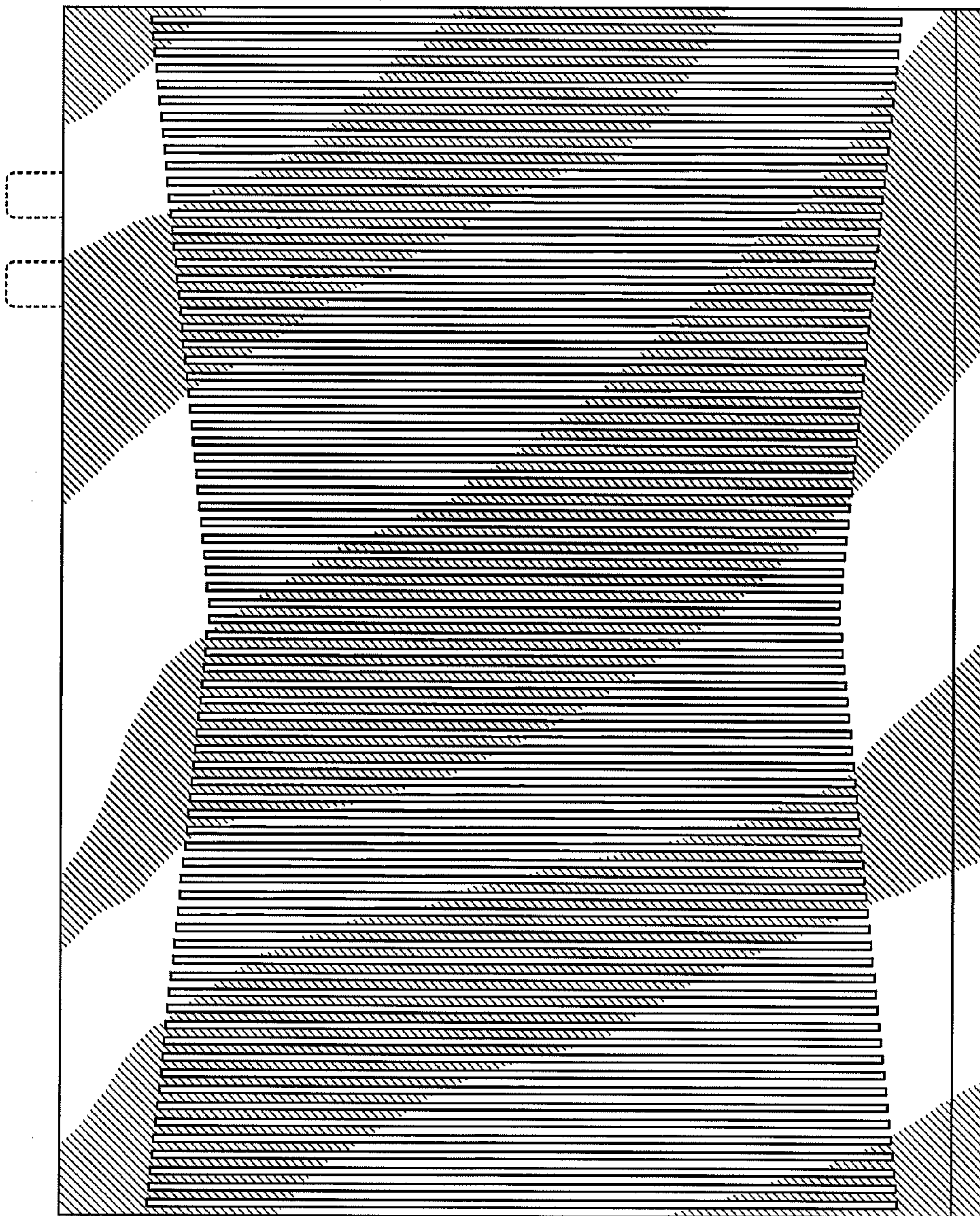


Fig. 4




Fig. 5

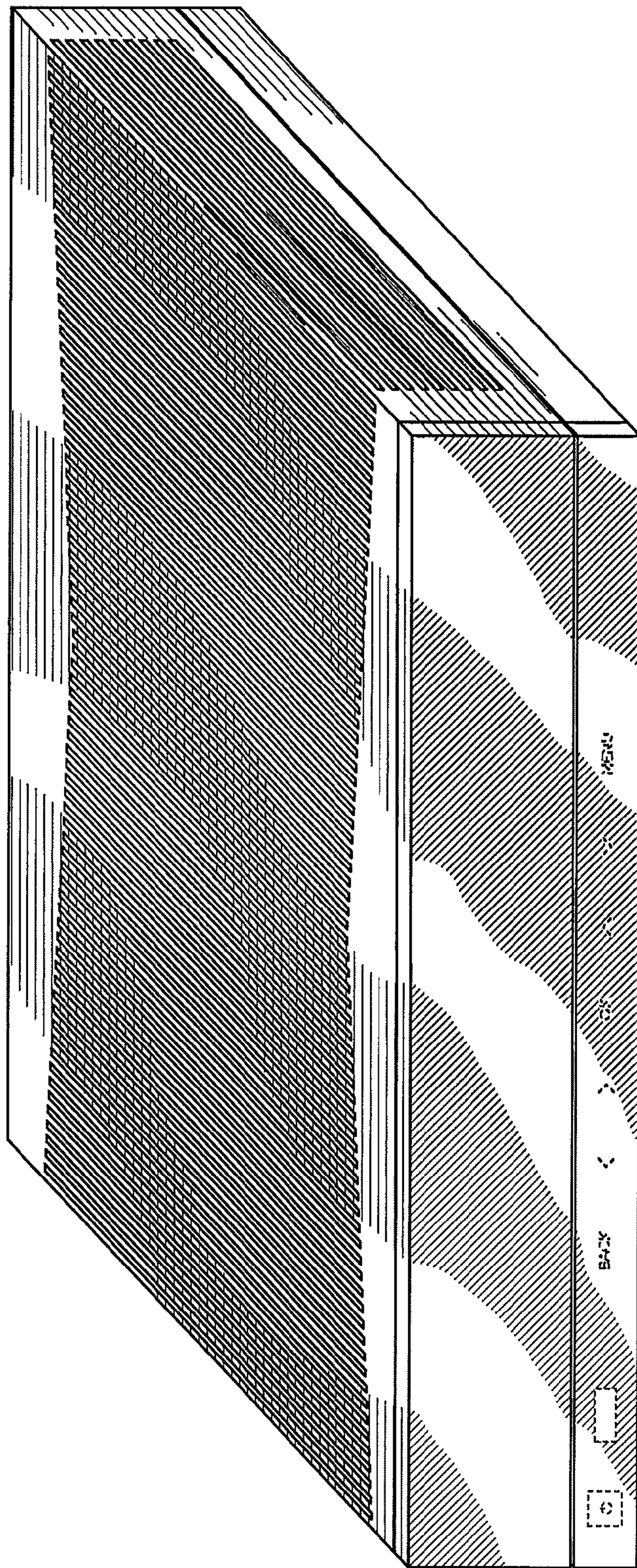


Fig. 6