



US00D715725S

(12) **United States Design Patent**  
**Cote et al.**

(10) **Patent No.:** **US D715,725 S**

(45) **Date of Patent:** **\*\* Oct. 21, 2014**

(54) **PERSONAL WATERCRAFT SEAT**

D463,771 S \* 10/2002 Aselton et al. .... D12/307  
D464,015 S 10/2002 Bucaccio et al.  
D468,117 S \* 1/2003 Kalhok et al. .... D6/354

(71) Applicant: **Bombardier Recreational Products Inc., Valcourt (CA)**

(Continued)

(72) Inventors: **Andre Cote**, Longueuil (CA); **Steve Tetreault**, Sherbrooke (CA); **Arik Schwarz**, Granby (CA); **Christian Lepine**, Bromont (CA); **Philippe Petit**, Orford (CA)

*Primary Examiner* — Cynthia M Chin

(74) *Attorney, Agent, or Firm* — BCF LLP

(57) **CLAIM**

The ornamental design for a personal watercraft seat, as shown and described.

**DESCRIPTION**

(73) Assignee: **Bombardier Recreational Products Inc., Valcourt, Quebec**

FIG. 1 is a right side elevation view of a personal watercraft seat according to our design;

(\*\*) Term: **14 Years**

FIG. 2 is a front elevation view of the personal watercraft seat of FIG. 1;

(21) Appl. No.: **29/461,714**

FIG. 3 is a left side elevation view of the personal watercraft seat of FIG. 1;

(22) Filed: **Jul. 26, 2013**

FIG. 4 is a rear elevation view of the personal watercraft seat of FIG. 1;

**Related U.S. Application Data**

(63) Continuation of application No. 29/444,551, filed on Jan. 31, 2013.

FIG. 5 is a top plan view of the personal watercraft seat of FIG. 1;

(51) **LOC (10) Cl.** ..... **12-06**

FIG. 6 is a bottom plan view of the personal watercraft seat of FIG. 1;

(52) **U.S. Cl.**

USPC ..... **D12/307**; D12/317; D6/354

FIG. 7 is a perspective view taken from a rear, right side of the personal watercraft seat of FIG. 1;

(58) **Field of Classification Search**

CPC ..... B63B 35/73; B63B 35/731; F02B 61/045

USPC ..... D12/6-11, 119, 300-318; 114/55.5,

114/55.51-55.58, 345; D21/770; D6/354

See application file for complete search history.

FIG. 8 is a perspective view taken from a rear, right side of the personal watercraft seat of FIG. 1 shown on a personal watercraft shown in dashed lines; and,

(56) **References Cited**


**U.S. PATENT DOCUMENTS**

D307,414 S 4/1990 Lapointe  
D325,556 S 4/1992 LaPointe  
D326,839 S 6/1992 LaPointe  
D399,182 S 10/1998 Lapointe et al.  
D462,931 S 9/2002 Aselton et al.

FIG. 9 is a perspective view taken from a front, left side of the personal watercraft seat of FIG. 1 shown on the personal watercraft shown in dashed line.

Throughout the Figures, where shown, (i) the dashed lines showing additional structure of the personal watercraft seat and a personal watercraft having the personal watercraft seat thereon are for illustrative purposes only and form no part of the claimed design; (ii) the unshaded surfaces form no part of the claimed design; and (iii) the dotted/dashed lines illustrate unclaimed boundaries of surfaces claimed as part of the design.

**1 Claim, 9 Drawing Sheets**



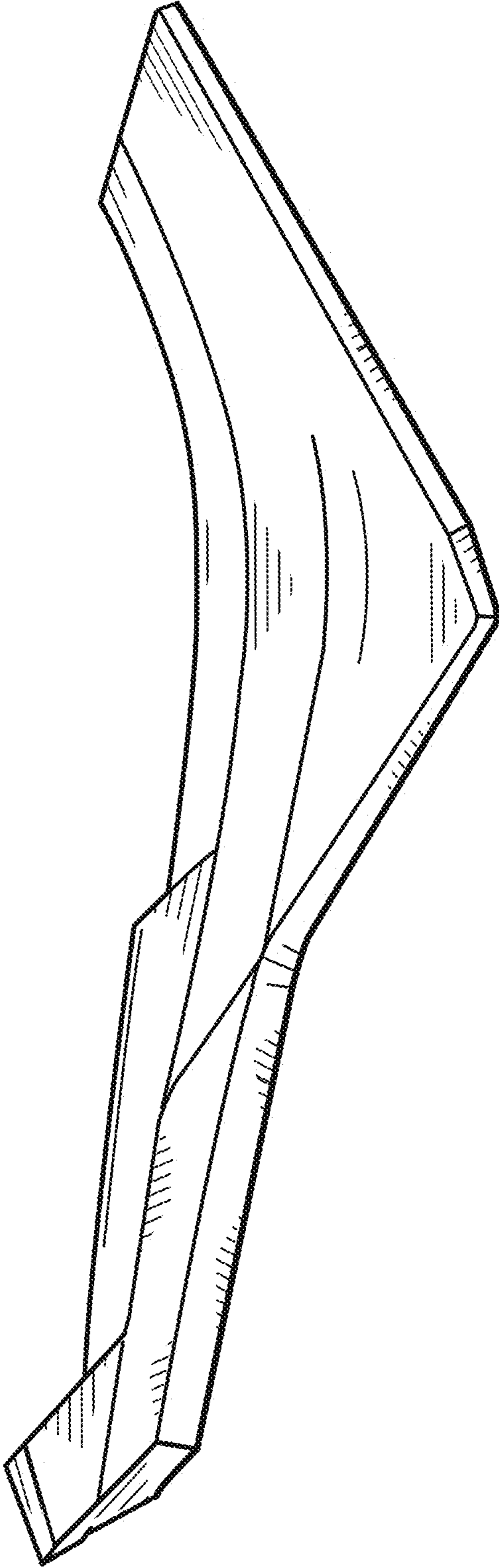
(56)

**References Cited**

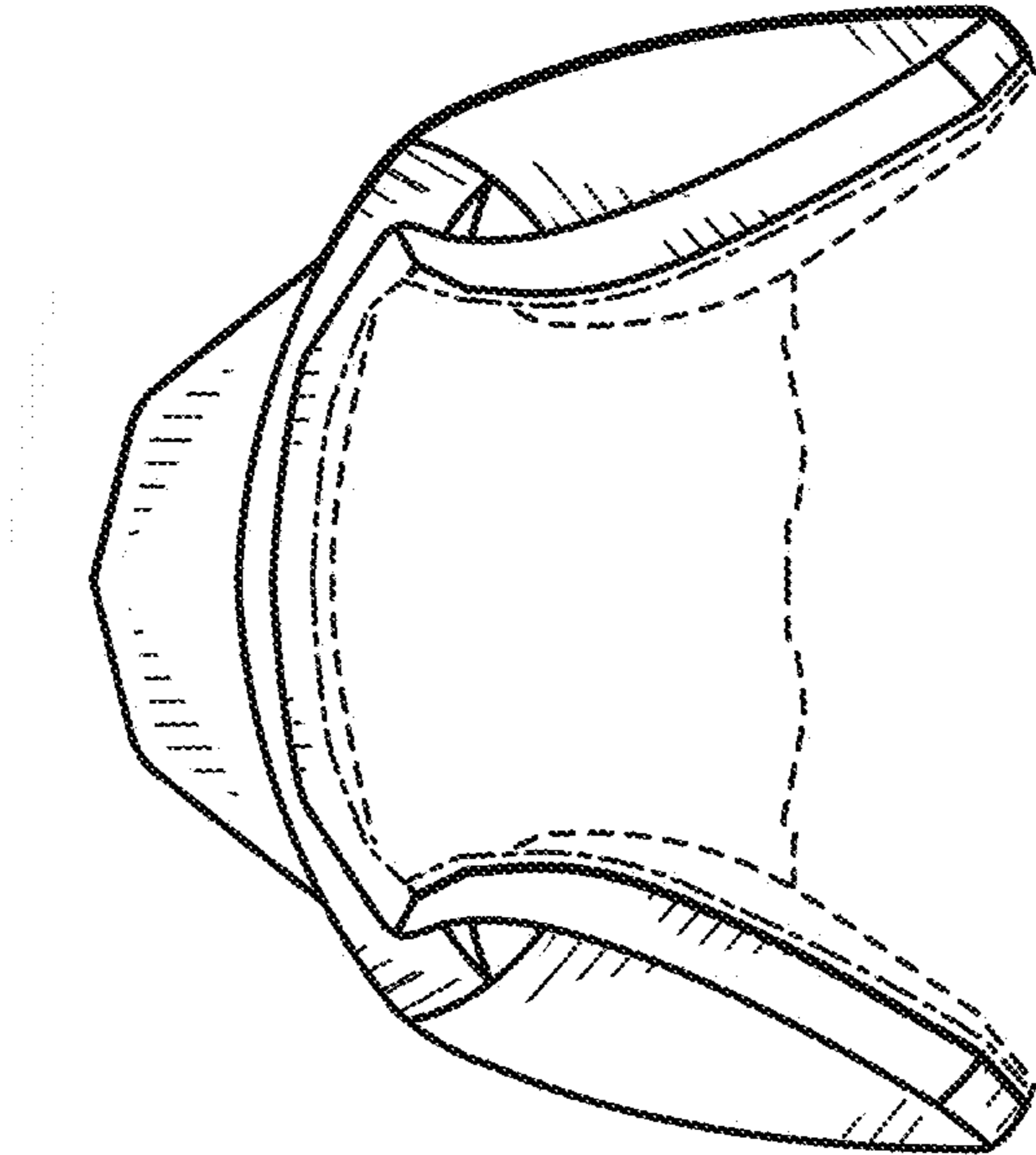
U.S. PATENT DOCUMENTS

D477,247 S *	7/2003	Cadotte et al. ....	D12/7	D519,438 S	4/2006	Bucaccio et al.	
D479,702 S	9/2003	Cassell et al.		D519,909 S	5/2006	Bucaccio et al.	
D485,527 S	1/2004	Cassell et al.		D527,701 S	9/2006	Bucaccio et al.	
D506,175 S *	6/2005	Bucaccio et al. ....	D12/307	D541,539 S *	5/2007	Basset et al. ....	D6/354
D506,721 S *	6/2005	Cassell et al. ....	D12/307	D549,472 S *	8/2007	Hanagan .....	D6/354
D510,900 S	10/2005	Bucaccio et al.		D550,603 S	9/2007	Cote et al.	
D511,320 S	11/2005	Bucaccio et al.		D571,567 S *	6/2008	Schroeder et al. ....	D6/354
D516,006 S	2/2006	Bucaccio et al.		D581,685 S *	12/2008	Longpre et al. ....	D6/354
D516,993 S	3/2006	Bucaccio et al.		D603,319 S	11/2009	Cote et al.	
D517,332 S *	3/2006	Manchester et al. ....	D6/354	D608,719 S	1/2010	Cote et al.	
D519,437 S	4/2006	Bucaccio et al.		D632,632 S	2/2011	Cote	
				D637,544 S	5/2011	Cote et al.	
				D650,317 S *	12/2011	Yamamoto .....	D12/307
				D701,819 S *	4/2014	Cote et al. ....	D12/307

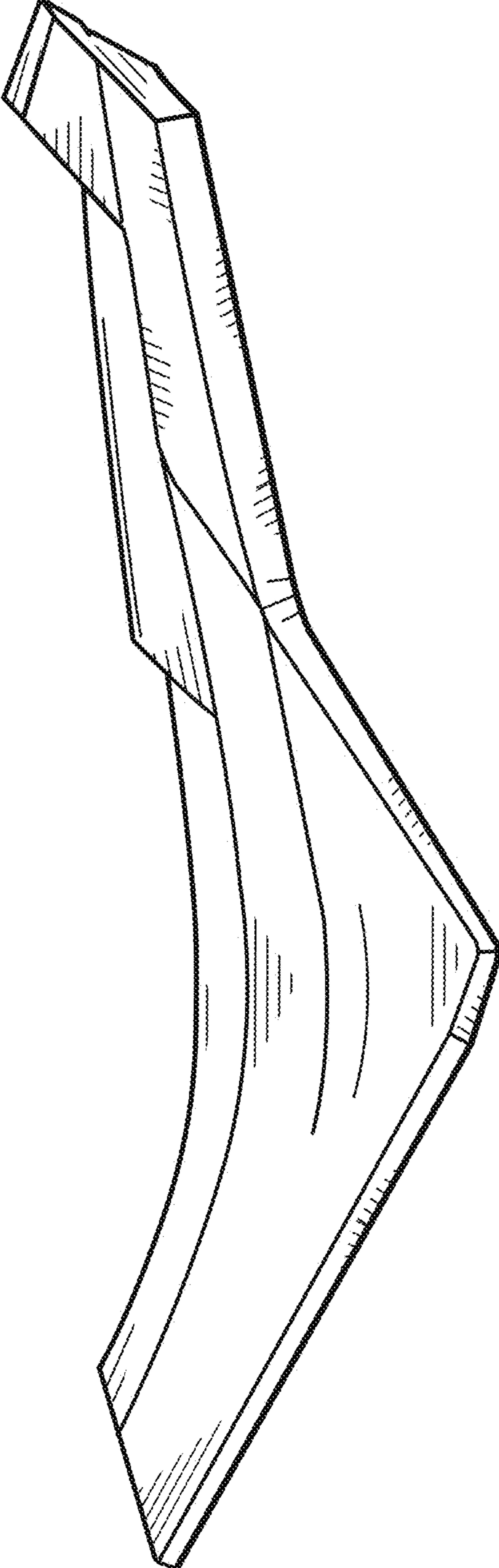
\* cited by examiner



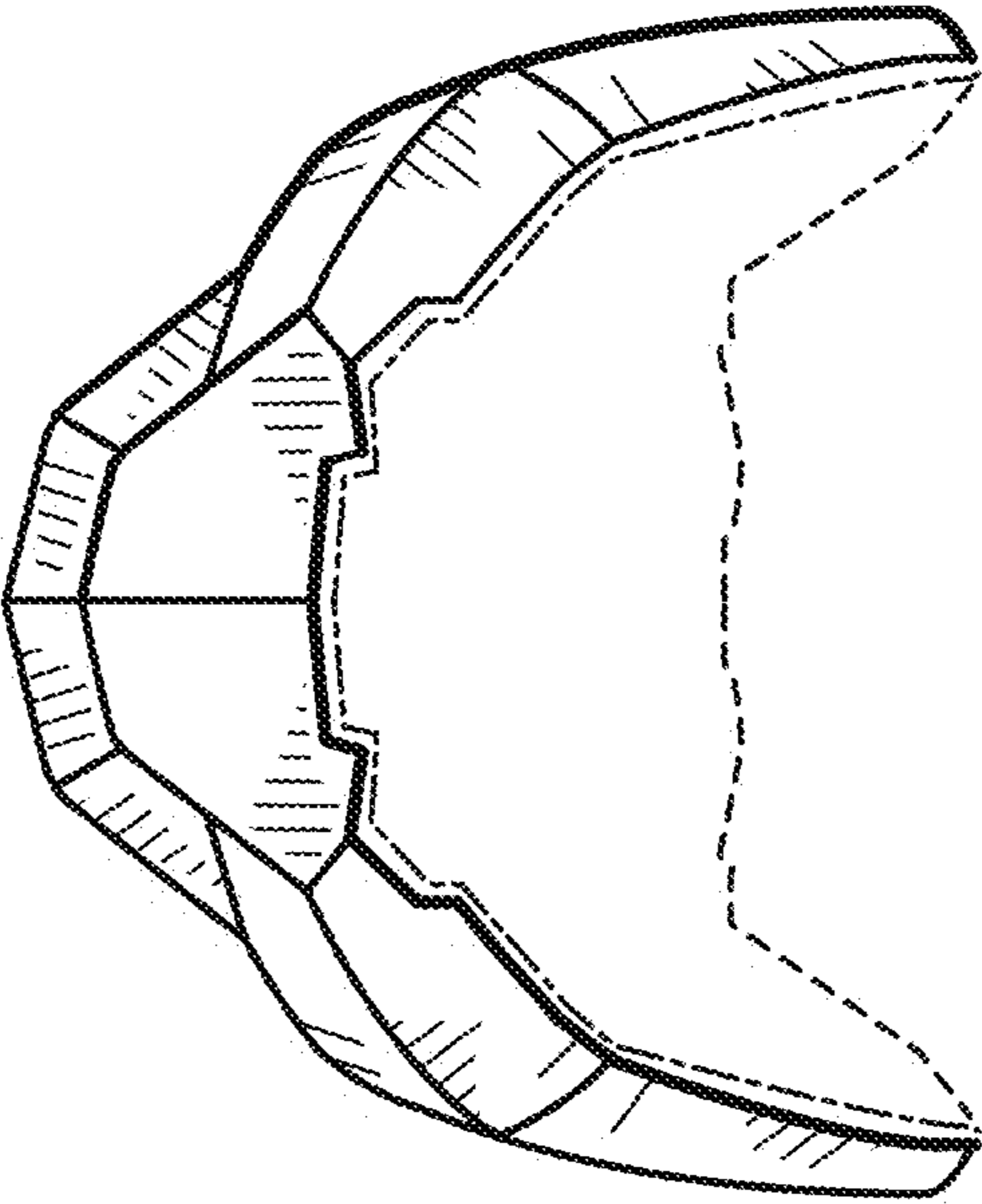
**FIG. 1**



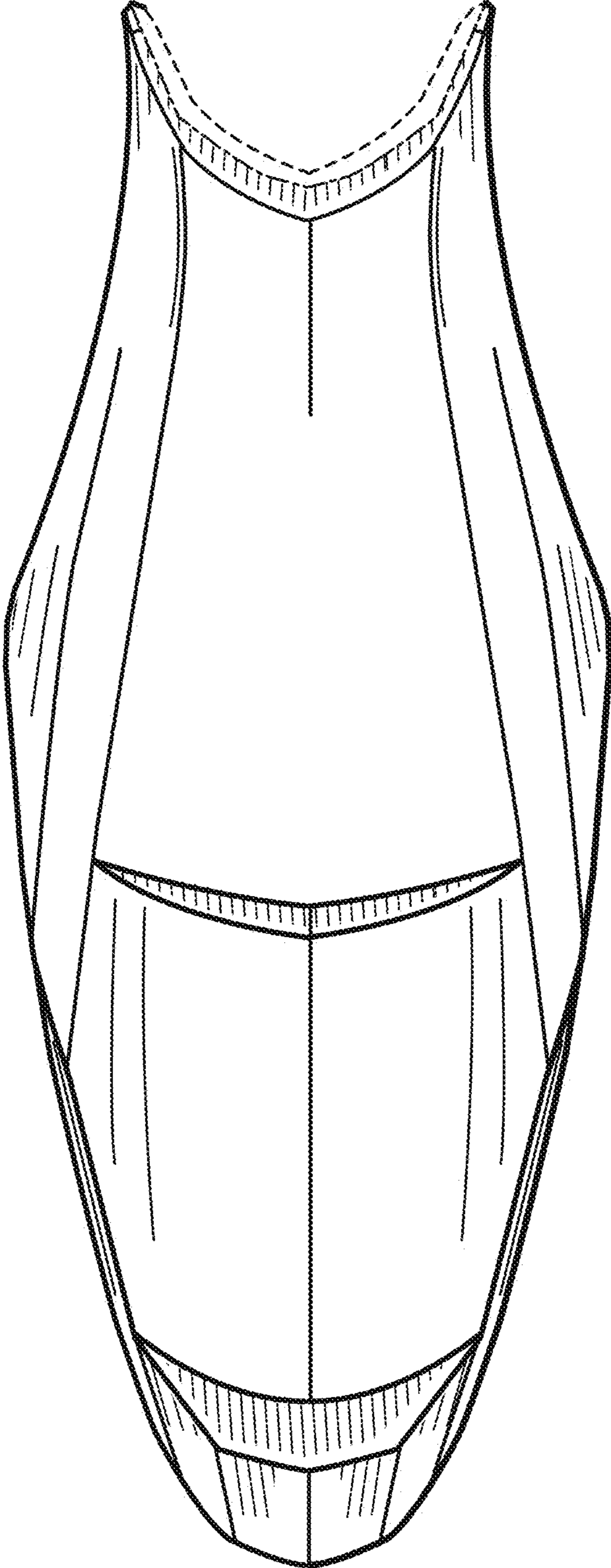
**FIG. 2**



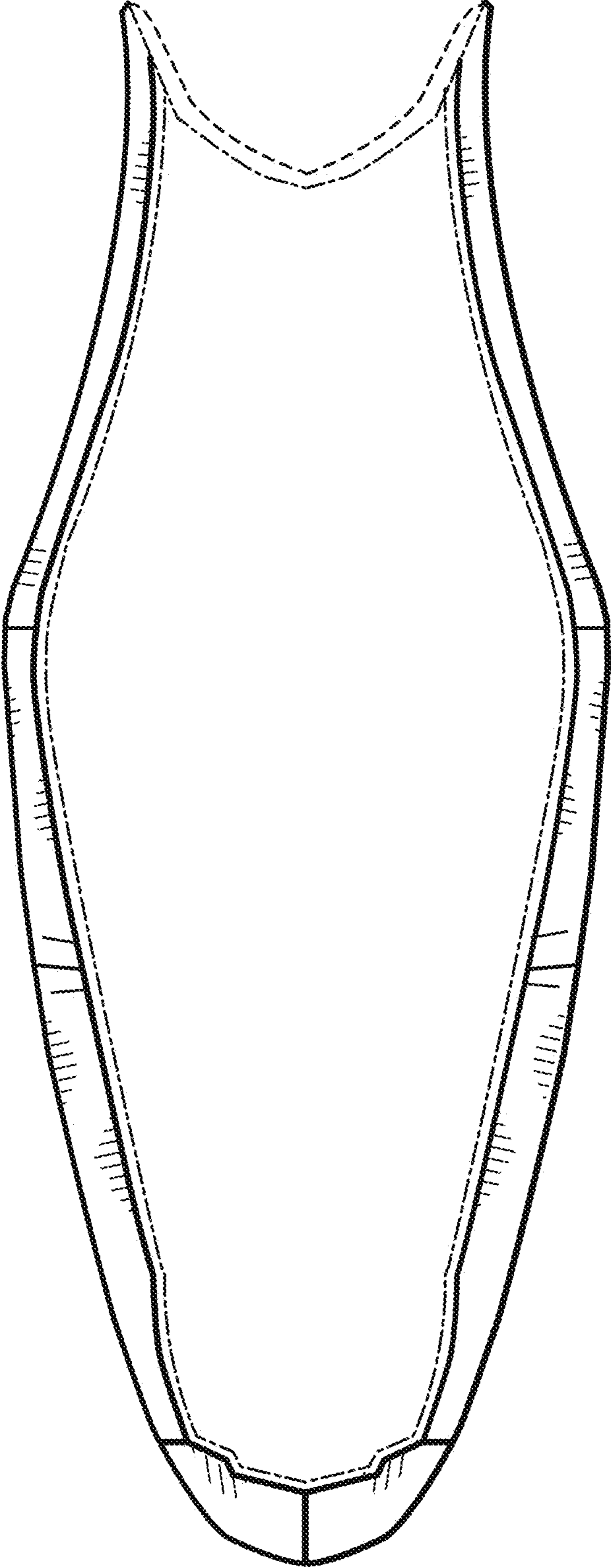
**FIG. 3**



**FIG.4**



**FIG. 5**

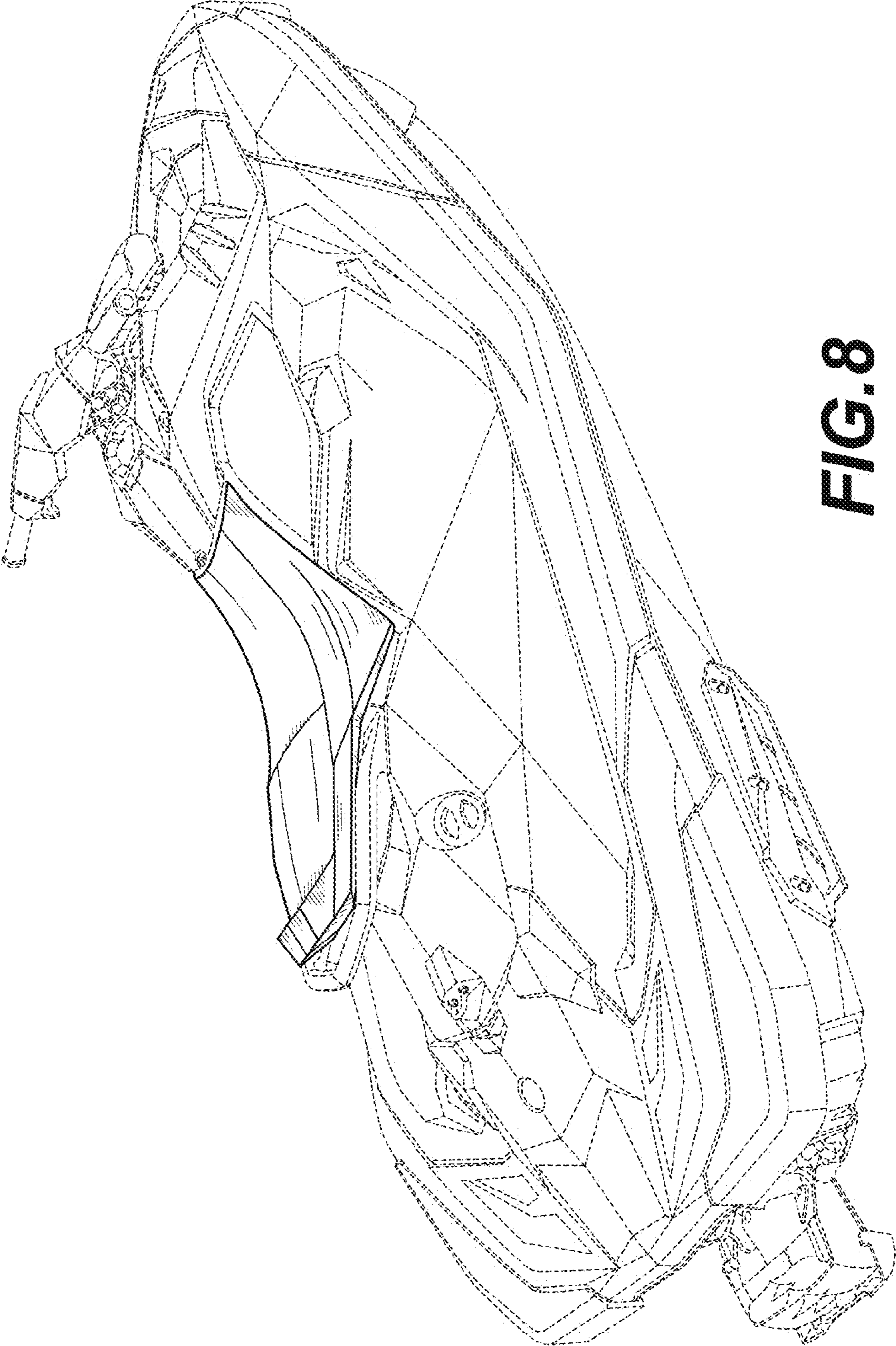


**FIG. 6**

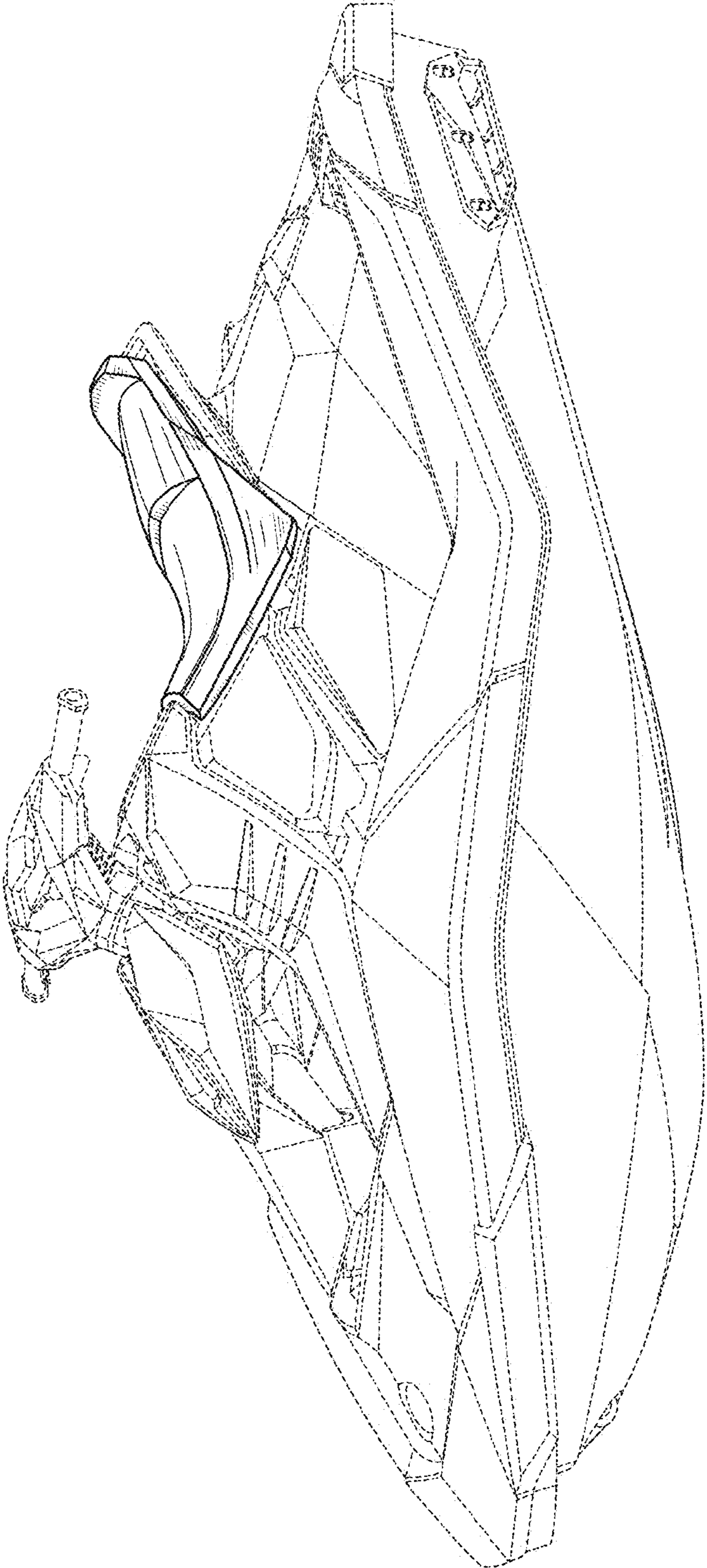




**FIG. 7**



**FIG. 8**



**FIG. 9**