



US00D715714S

(12) **United States Design Patent**
Assil

(10) **Patent No.:** **US D715,714 S**
(45) **Date of Patent:** **** Oct. 21, 2014**

(54) **SET OF AUTOMOTIVE FLOOR MATS**

(75) Inventor: **Michael Assil**, Los Angeles, CA (US)

(73) Assignee: **Automotive Flooring, LLC**, Los Angeles, CA (US)

(**) Term: **14 Years**

(21) Appl. No.: **29/425,576**

(22) Filed: **Jun. 25, 2012**

(51) **LOC (10) Cl.** **12-16**

(52) **U.S. Cl.**
USPC **D12/203**

(58) **Field of Classification Search**
USPC D6/582, 583, 585, 586, 592; D12/203;
15/215, 216, 217; 280/163, 164.1
See application file for complete search history.

(56) **References Cited**

U.S. PATENT DOCUMENTS

4,876,135	A	*	10/1989	McIntosh	15/215
6,446,275	B1	*	9/2002	Wright et al.	4/251.1
D508,670	S	*	8/2005	Hussaini et al.	D12/203
D514,043	S	*	1/2006	Hussaini et al.	D12/203
D514,045	S	*	1/2006	Hussaini et al.	D12/203
D522,299	S	*	6/2006	Robbins, III	D6/582
D555,562	S	*	11/2007	Iacovelli et al.	D12/203
D584,671	S	*	1/2009	Hsu	D12/203
D613,226	S	*	4/2010	Lu	D12/203
D622,648	S	*	8/2010	Lu	D12/203
D647,446	S	*	10/2011	Jeackjuntra et al.	D12/203
D648,253	S	*	11/2011	Lu	D12/203

D650,730	S	*	12/2011	Jeackjuntra et al.	D12/203
D666,951	S	*	9/2012	Lu	D12/203
D673,491	S	*	1/2013	Wang	D12/203

* cited by examiner

Primary Examiner — Deanna L Pratt

Assistant Examiner — Natasha Vujcic

(74) *Attorney, Agent, or Firm* — Kleinberg & Lerner, LLP; Marvin H. Kleinberg; Marshall A. Lerner

(57) **CLAIM**

The ornamental design for an set of automotive floor mats, as shown and described.

DESCRIPTION

FIG. 1 is a front view of a driver's side floor mat of a set of automotive floor mats of the present invention; FIG. 2 is a left side view of the floor mat of FIG. 1; FIG. 3 is a top view of the floor mat of FIG. 1; FIG. 4 is a right side view of the floor mat of FIG. 1; FIG. 5 is a front view of the floor mat of FIG. 1; FIG. 6 is a front view of a passenger's side floor mat of a set of automotive floor mats of the present invention; FIG. 7 is a left side view of the floor mat of FIG. 6; FIG. 8 is a top view of the floor mat of FIG. 6; FIG. 9 is a right side view of the floor mat of FIG. 6; FIG. 10 is a front view of the floor mat of FIG. 6; FIG. 11 is a front view of a rear passenger's side floor mat of a set of automotive floor mats of the present invention; FIG. 12 is a left side view of the floor mat of FIG. 11; FIG. 13 is a top view of the floor mat of FIG. 11; FIG. 14 is a right side view of the floor mat of FIG. 11; and, FIG. 15 is a front view of the floor mat of FIG. 11.

1 Claim, 3 Drawing Sheets

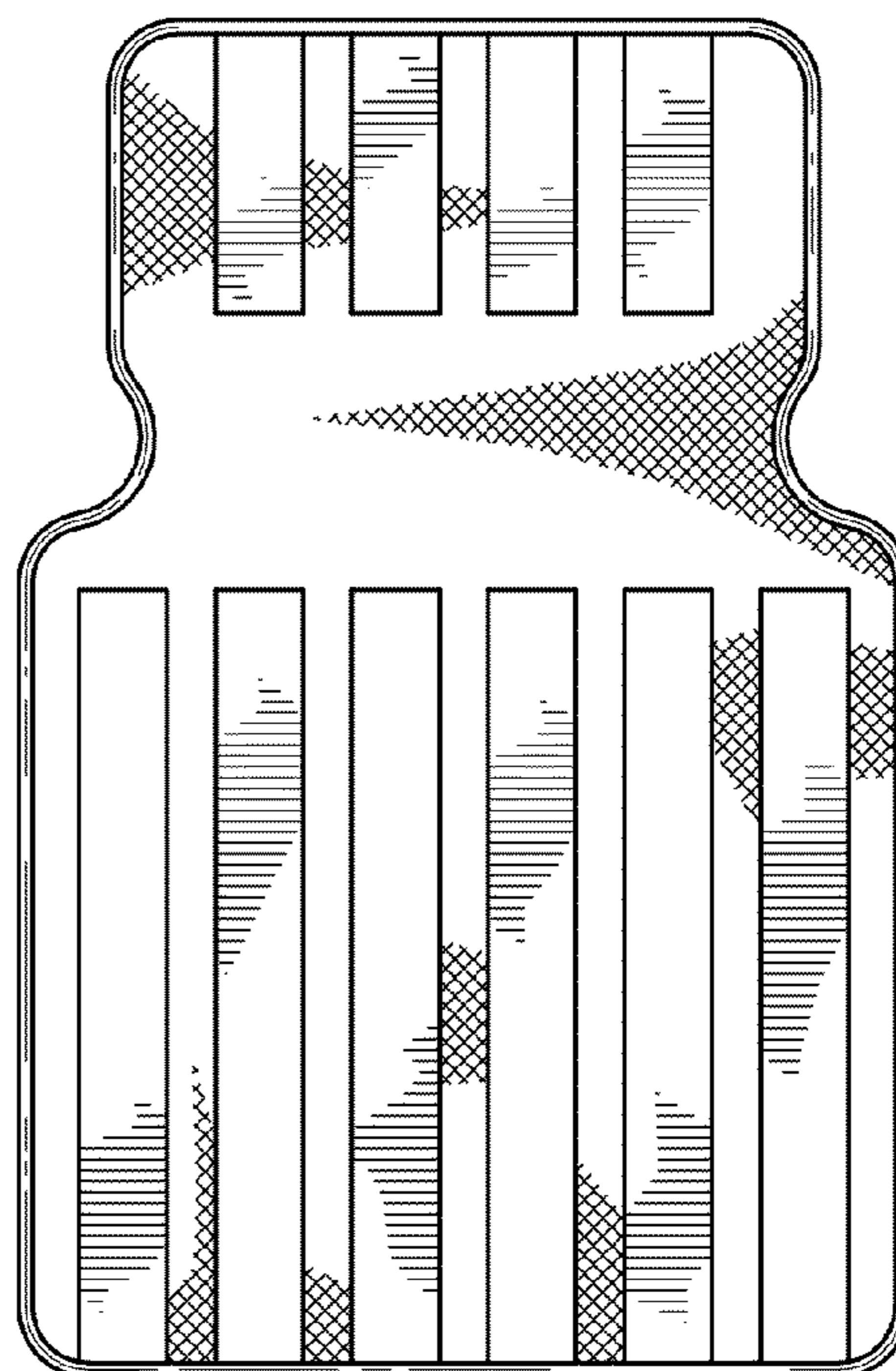
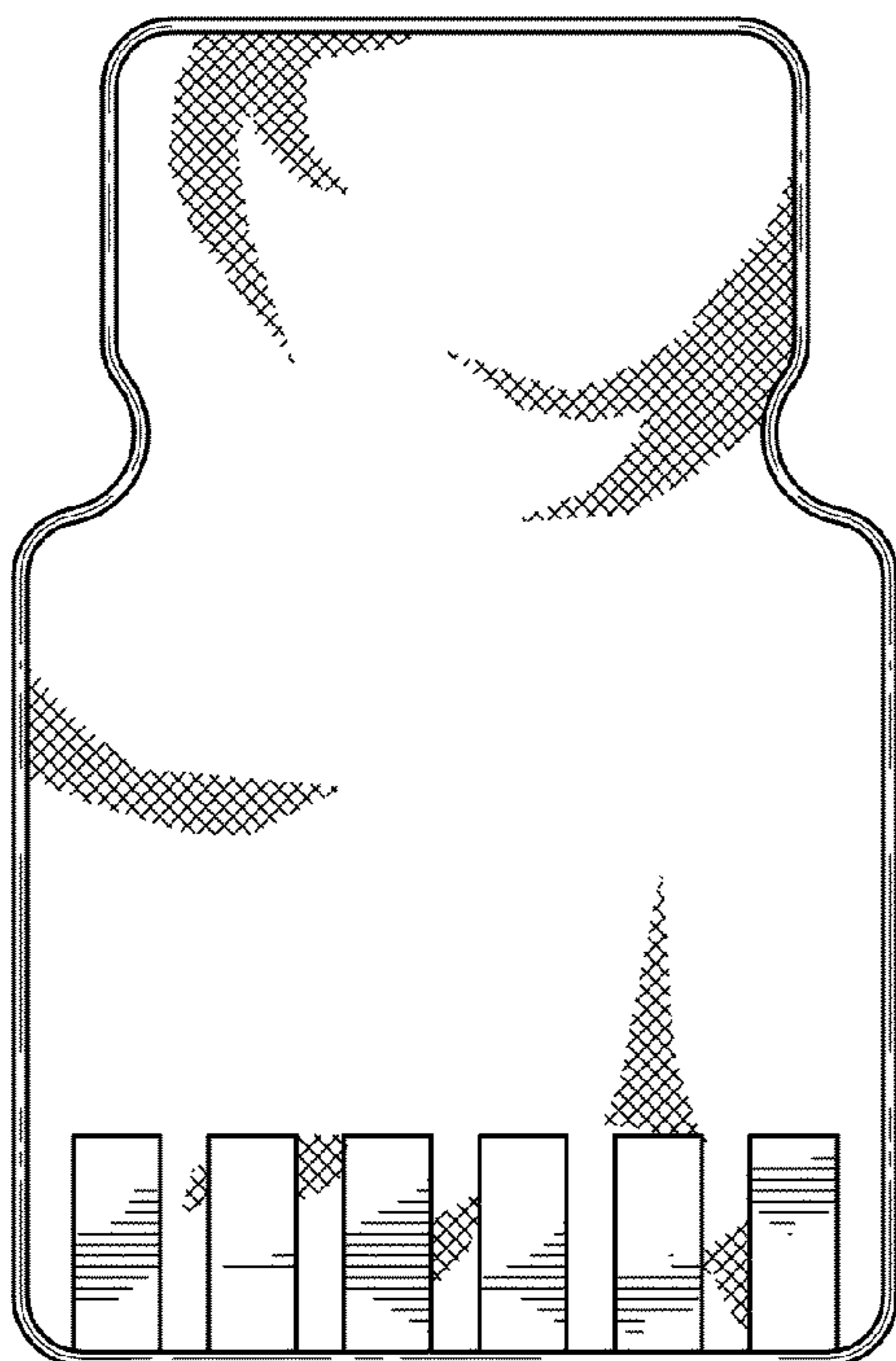




FIG. 1



FIG. 2

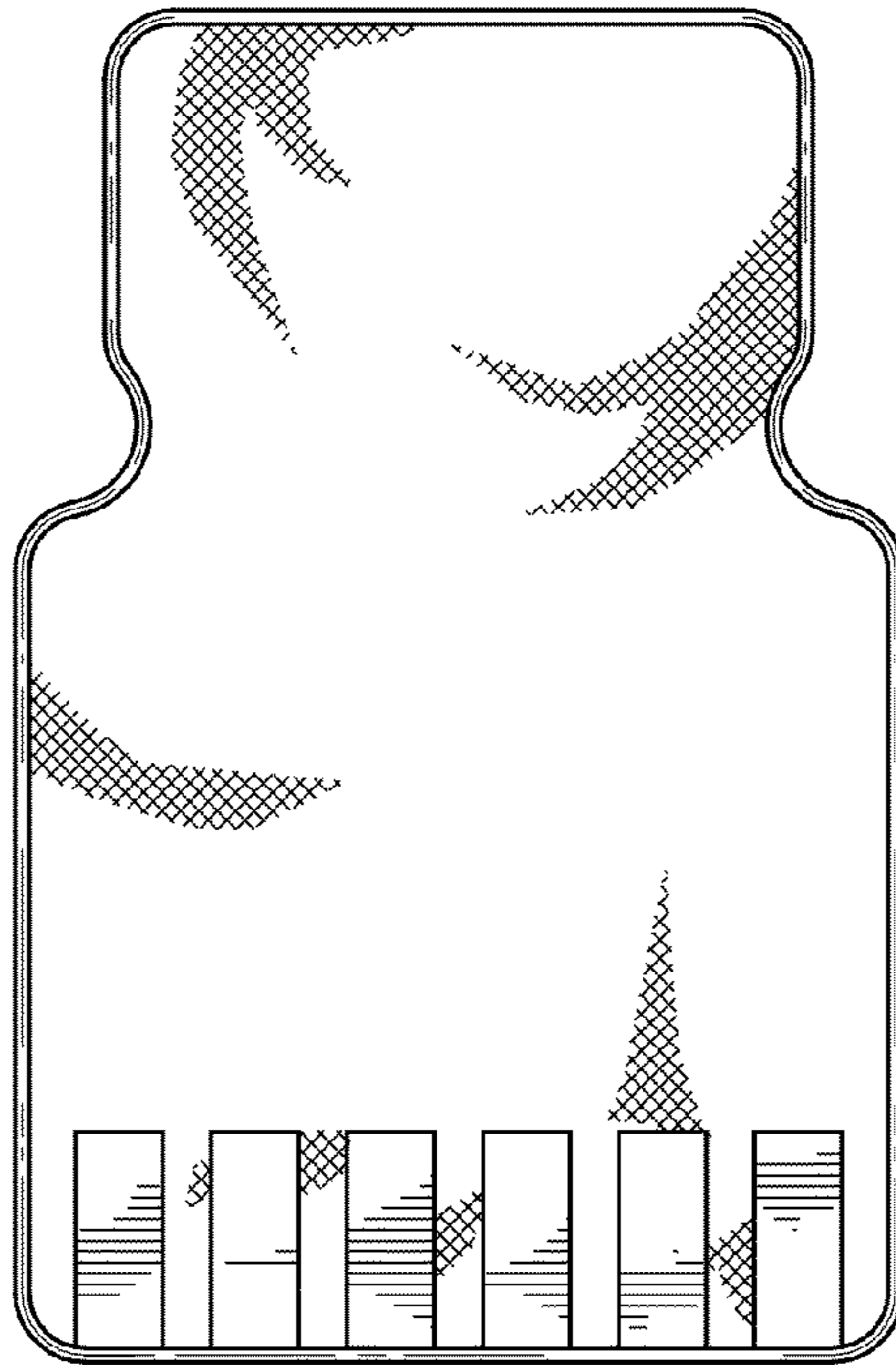


FIG. 3



FIG. 4



FIG. 5



FIG. 6



FIG. 7

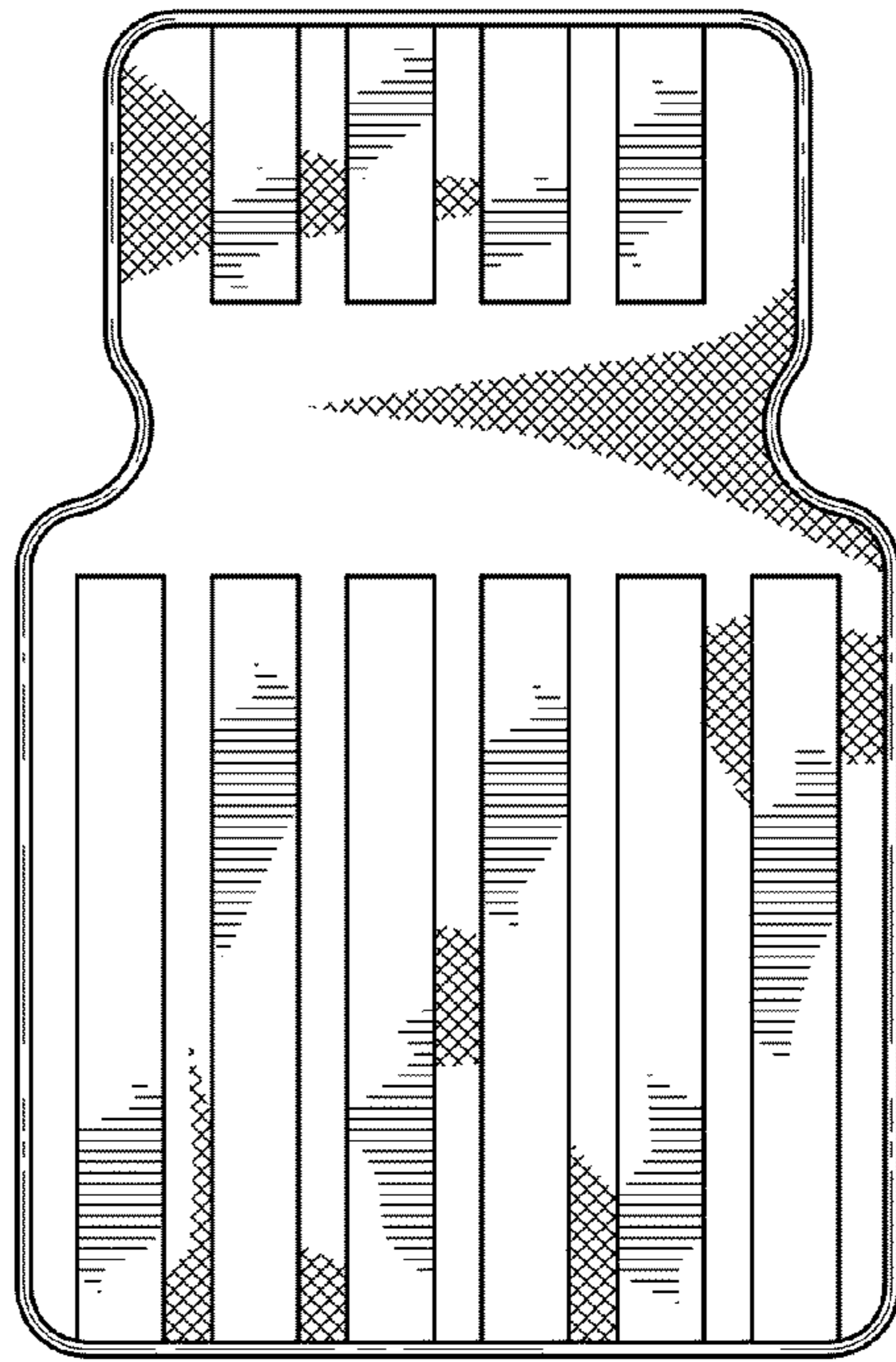


FIG. 8



FIG. 9




FIG. 10



FIG. 11



FIG. 12

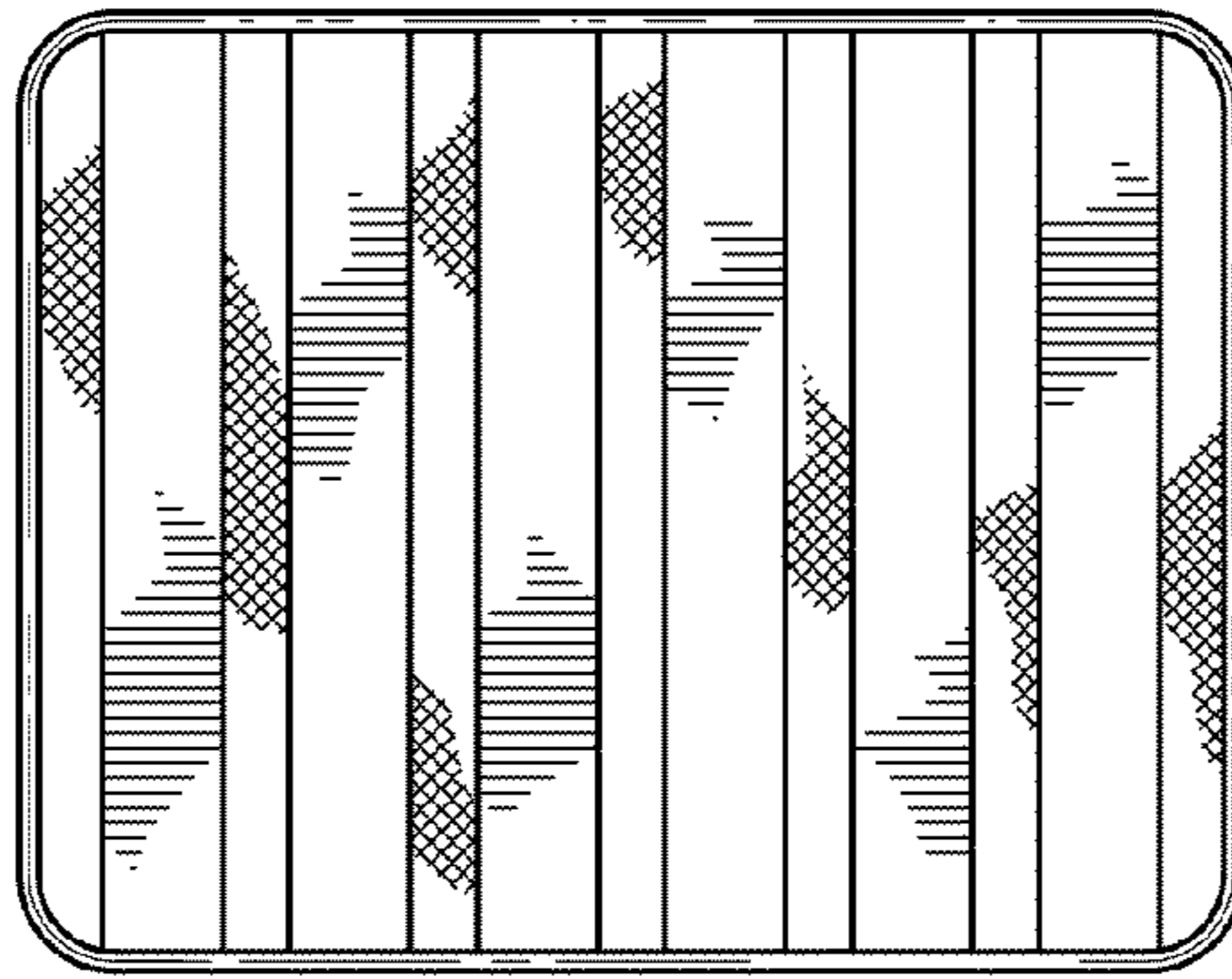


FIG. 13



FIG. 14




FIG. 15