



US00D715711S

(12) **United States Design Patent**
Blanski et al.

(10) **Patent No.:** **US D715,711 S**
(45) **Date of Patent:** **** Oct. 21, 2014**

(54) **VEHICLE MIRROR**

(71) Applicant: **Ford Motor Company**, Dearborn, MI (US)

(72) Inventors: **Dillon R. Blanski**, Ferndale, MI (US);
Murat Gueler, Cologne (DE);
Christopher Hamilton, Cold Norton (GB)

(73) Assignee: **Ford Motor Company**, Dearborn, MI (US)

(**) Term: **14 Years**

(21) Appl. No.: **29/491,426**

(22) Filed: **May 21, 2014**

(51) **LOC (10) Cl.** **12-16**

(52) **U.S. Cl.**
USPC **D12/187**

(58) **Field of Classification Search**
USPC D12/187, 188-189; D6/300, 309;
359/838, 844, 868, 871, 604, 881, 514,
359/866; 248/479-483, 475.1

See application file for complete search history.

(56) **References Cited**

U.S. PATENT DOCUMENTS

D620,408	S	*	7/2010	Elliott et al.	D12/187
D621,313	S	*	8/2010	Kimura et al.	D12/187
D691,934	S	*	10/2013	Zhao	D12/187
D703,120	S	*	4/2014	Nordmann	D12/187
D708,560	S	*	7/2014	George et al.	D12/187
2009/0268321	A1	*	10/2009	Wilson	359/868
2010/0195228	A1	*	8/2010	Sinelli et al.	359/866

* cited by examiner

Primary Examiner — Katrina A Betton

(74) *Attorney, Agent, or Firm* — Damian Porcari

(57) **CLAIM**

The ornamental design for a vehicle mirror, as shown and described.

DESCRIPTION

FIG. 1 is a left side perspective view of a vehicle mirror (the right vehicle mirror being a mirror image and is not shown); FIG. 2 is another perspective view thereof; FIG. 3 is a front elevational view thereof; FIG. 4 is a rear elevational view thereof; FIG. 5 is a left side elevational view thereof; FIG. 6 is a right side elevational view thereof; FIG. 7 is a top plan view thereof; and, FIG. 8 is a bottom plan view thereof.

1 Claim, 8 Drawing Sheets






Figure 1




Figure 2





Figure 3



Figure 4

Figure 5






Figure 6




Figure 7

Figure 8

