



US00D715706S

(12) **United States Design Patent**  
**Futschik et al.**

(10) **Patent No.:** **US D715,706 S**  
(45) **Date of Patent:** **\*\* Oct. 21, 2014**

(54) **REAR PORTION OF A VEHICLE, TOY,  
AND/OR REPLICAS THEREOF**

(71) Applicant: **Daimler AG**, Stuttgart (DE)

(72) Inventors: **Hans-Dieter Futschik**, Gechingen (DE);  
**Robert Lesnik**, Leonberg (DE); **Gorden  
Wagener**, Gaeufelden (DE)

(73) Assignee: **Daimler AG**, Stuttgart (DE)

(\*\*) Term: **14 Years**

(21) Appl. No.: **29/468,655**

(22) Filed: **Oct. 2, 2013**

(30) **Foreign Application Priority Data**

Apr. 26, 2013 (WO) ..... DM/080 774

(51) **LOC (10) Cl.** ..... **12-16**

(52) **U.S. Cl.**  
USPC ..... **D12/164**

(58) **Field of Classification Search**  
CPC ..... B62D 33/00  
USPC ..... D12/86, 90-92, 98, 164; D21/533;  
296/181.1, 181.5, 183.1, 37.6  
See application file for complete search history.

(56) **References Cited**

**U.S. PATENT DOCUMENTS**

- D508,004 S \* 8/2005 Metros et al. .... D12/196
- D531,547 S \* 11/2006 Hiruta et al. .... D12/92
- D547,699 S \* 7/2007 Okazaki et al. .... D12/92
- D552,015 S 10/2007 Pfeiffer
- D562,188 S \* 2/2008 Matsumoto et al. .... D12/92
- D573,522 S \* 7/2008 Sato et al. .... D12/196
- D580,331 S \* 11/2008 Gueler et al. .... D12/196
- D580,332 S \* 11/2008 Gueler et al. .... D12/196
- D592,117 S \* 5/2009 Ward ..... D12/196

- D592,555 S \* 5/2009 Kanno et al. .... D12/92
- D598,355 S \* 8/2009 Sato et al. .... D12/196
- D598,813 S \* 8/2009 Hiranaka et al. .... D12/92
- D598,822 S \* 8/2009 Hiranaka et al. .... D12/164
- D598,823 S \* 8/2009 Hiranaka et al. .... D12/164
- D601,072 S \* 9/2009 Giachin ..... D12/196
- D602,399 S \* 10/2009 Sakae et al. .... D12/91
- D602,821 S \* 10/2009 Tada et al. .... D12/164
- D605,101 S \* 12/2009 Mueller ..... D12/196
- D605,572 S \* 12/2009 Ward ..... D12/196
- D620,841 S \* 8/2010 Sakae et al. .... D12/92
- D622,186 S \* 8/2010 Miyata et al. .... D12/92
- D622,191 S \* 8/2010 Yagi et al. .... D12/164
- D630,555 S \* 1/2011 Koshino et al. .... D12/92
- D633,838 S \* 3/2011 Loeb ..... D12/196

(Continued)

*Primary Examiner* — Melody N Brown

(74) *Attorney, Agent, or Firm* — Crowell & Moring LLP

(57) **CLAIM**

The ornamental design for a rear portion of a vehicle, toy, and/or replicas thereof, as shown and described.

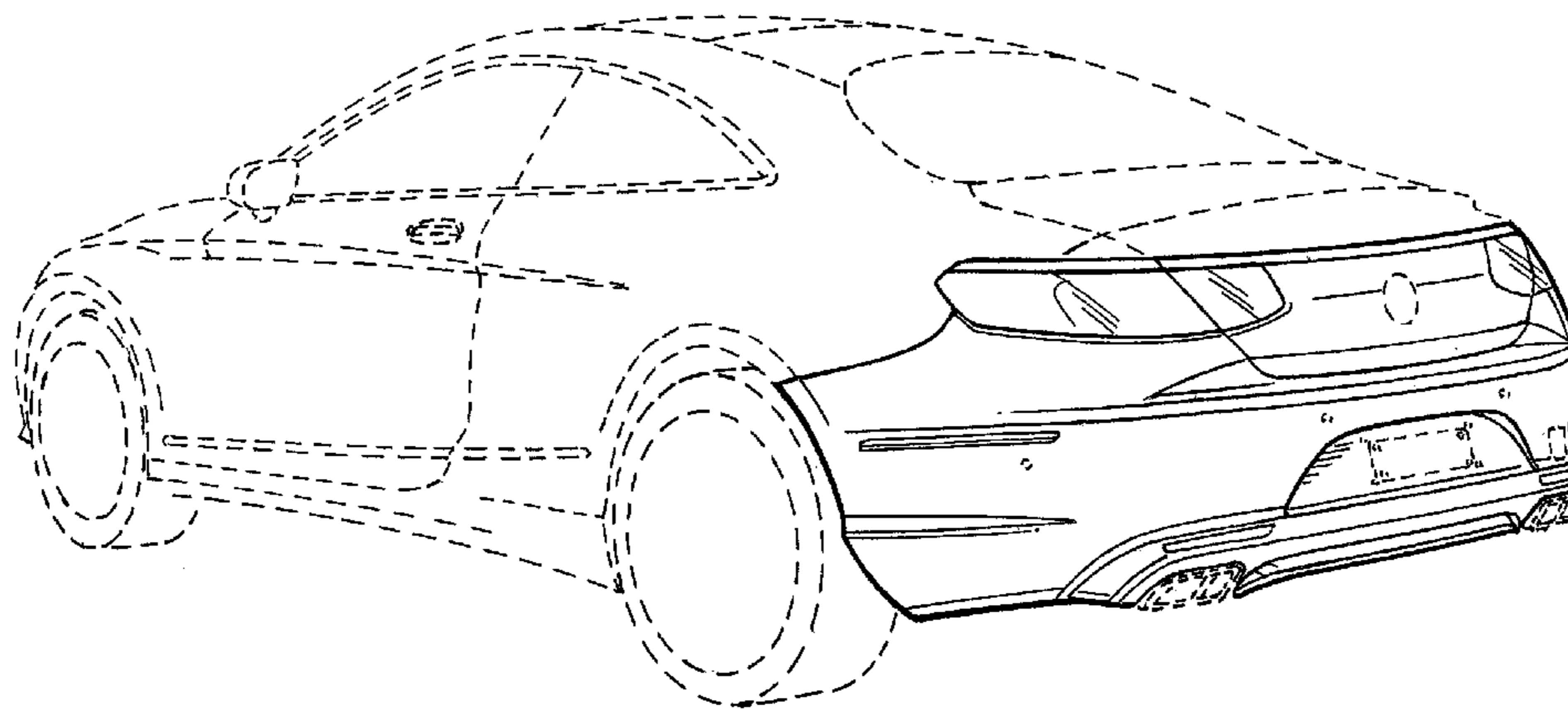
**DESCRIPTION**

This application contains subject matter related to the following co-pending U.S. design patent applications: Application Ser. No. 29/468,653, filed herewith and entitled “Vehicle, Toy, and/or Replicas Thereof”; and Application Ser. No. 29/468,657, filed herewith and entitled “Taillight for a Vehicle”.

FIG. 1 is a left, front perspective view of a rear portion of a vehicle, toy, and/or replicas thereof according to the design; FIG. 2 is a right side view thereof; FIG. 3 is a left side view thereof; FIG. 4 is a front view thereof; and, FIG. 5 is a top view thereof.

The broken lines are for illustrative purposes only and form no part of the claimed design.

**1 Claim, 5 Drawing Sheets**



# US D715,706 S

Page 2

---

(56)

## References Cited

### U.S. PATENT DOCUMENTS

D633,839 S \* 3/2011 Matei et al. .... D12/196  
D636,317 S \* 4/2011 Matei et al. .... D12/196  
D655,230 S \* 3/2012 Nishihama .... D12/196

D671,868 S \* 12/2012 Tomatsu et al. .... D12/164  
D673,485 S \* 1/2013 Yamada et al. .... D12/164  
D698,289 S \* 1/2014 Kwon et al. .... D12/164  
D699,658 S \* 2/2014 Jevremovic et al. .... D12/196  
D700,876 S \* 3/2014 Jevremovic et al. .... D12/196

\* cited by examiner

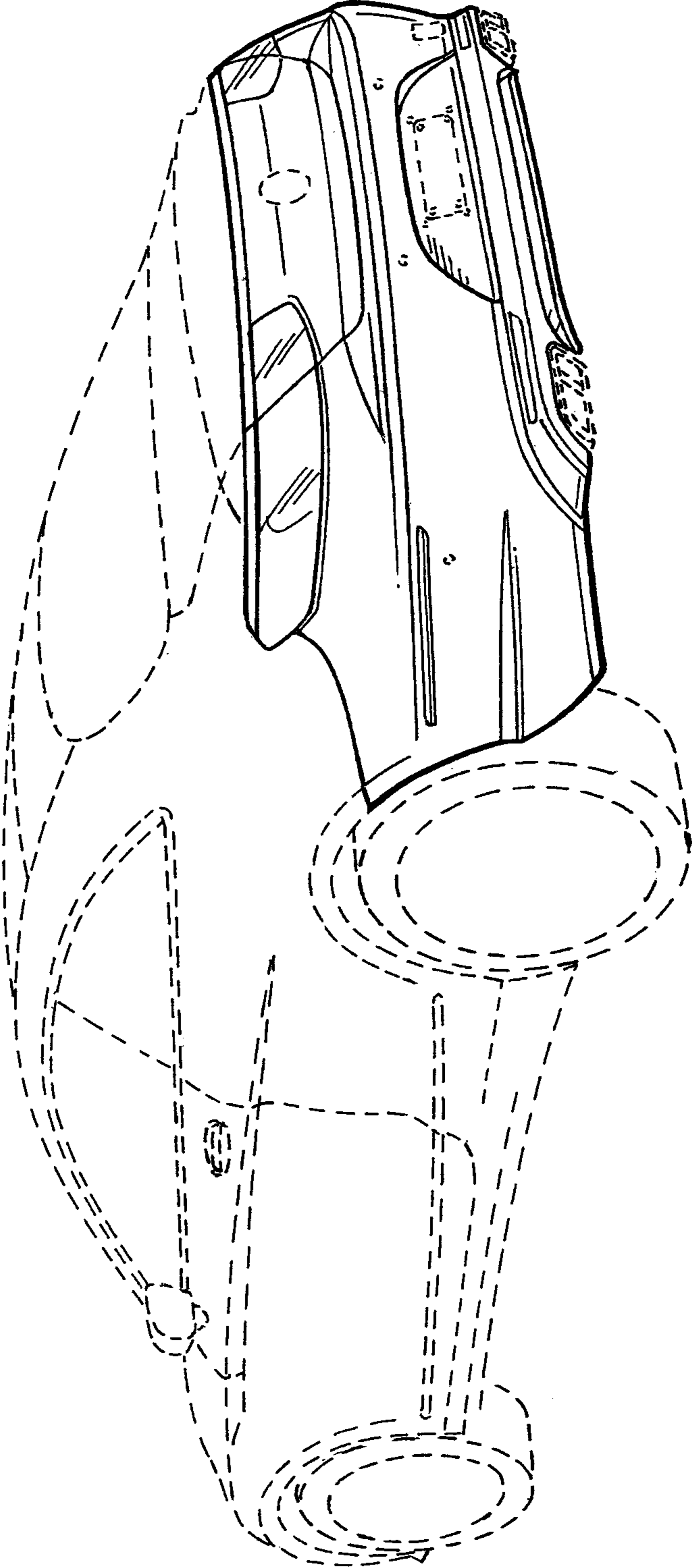


FIG. 1

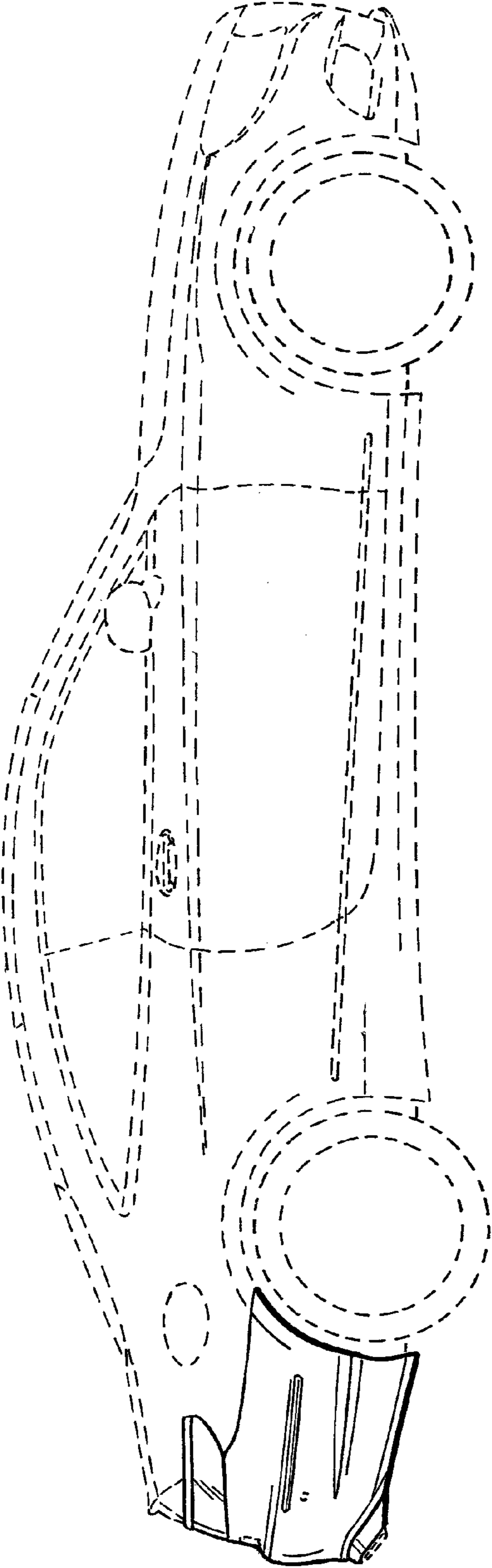


FIG. 2

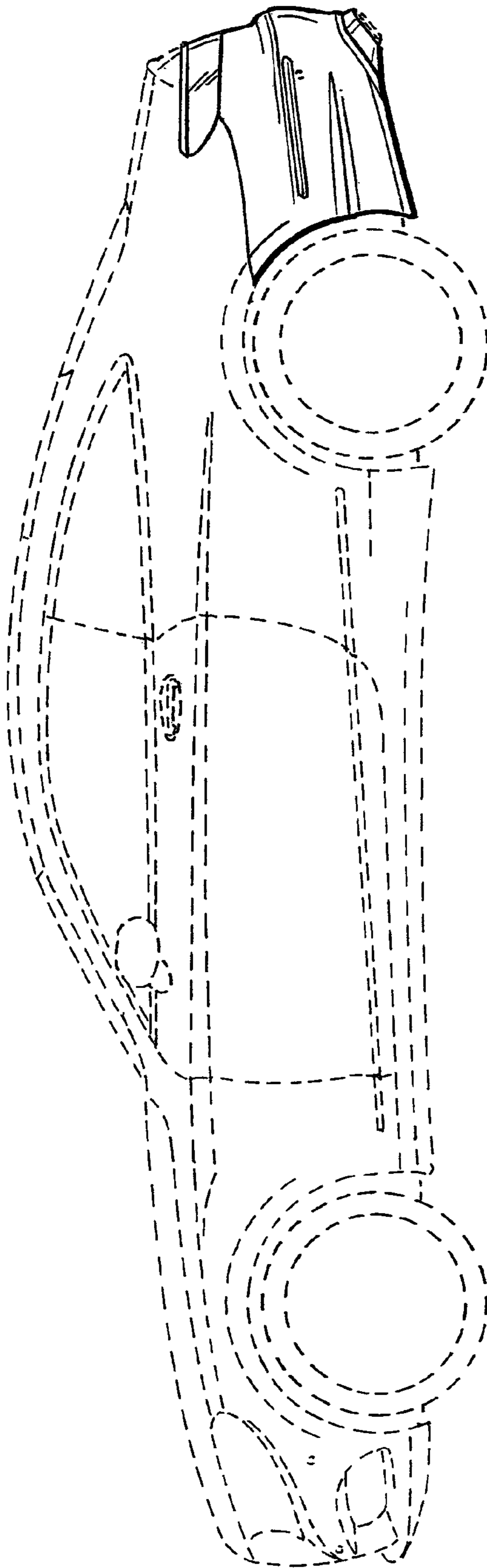


FIG. 3

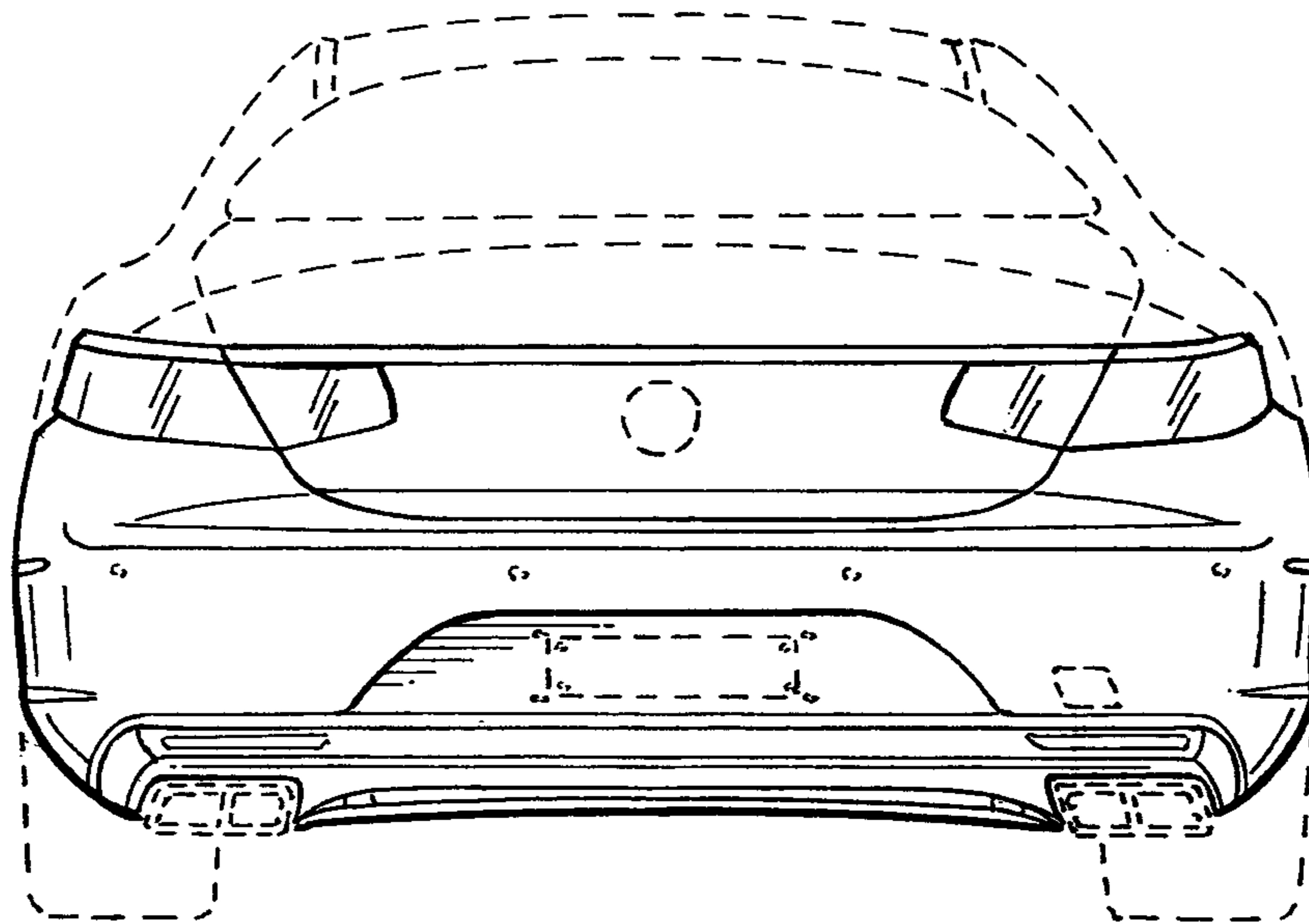


FIG. 4

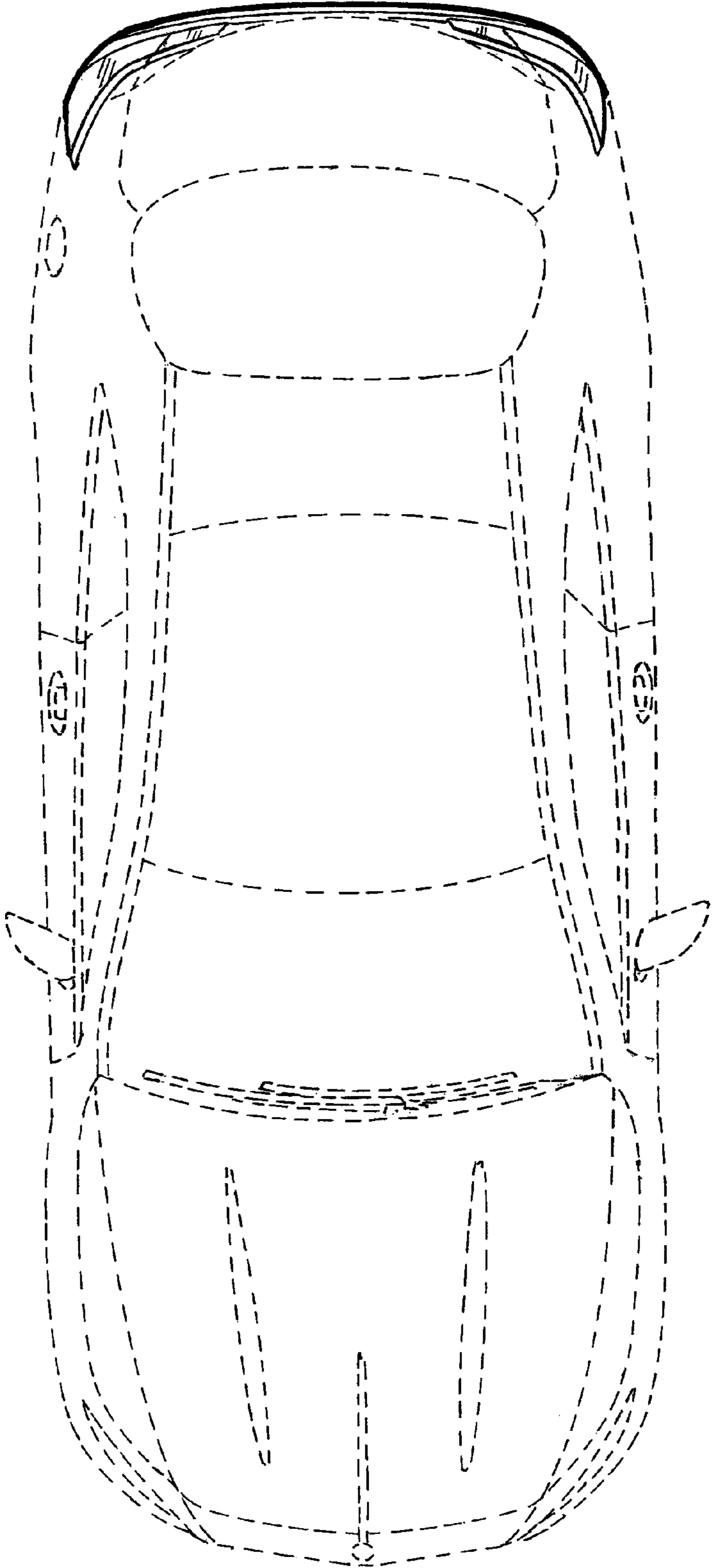


FIG. 5