



US00D715676S

(12) **United States Design Patent**  
**Hoover**

(10) **Patent No.:** **US D715,676 S**  
(45) **Date of Patent:** **\*\* Oct. 21, 2014**

(54) **WATCH BRACELET**

(71) Applicant: **Time Will Tell Unlimited, Inc.**, New Orleans, LA (US)  
(72) Inventor: **Stacy Anton Hoover**, New Orleans, LA (US)  
(73) Assignee: **Time Will Tell Unlimited, Inc.**, New Orleans, LA (US)  
(\*\*) Term: **14 Years**

(21) Appl. No.: **29/489,442**

(22) Filed: **Apr. 30, 2014**

(51) **LOC (10) Cl.** ..... **11-01**

(52) **U.S. Cl.**  
USPC ..... **D11/3; D10/32**

(58) **Field of Classification Search**  
CPC ..... G04B 37/1413; G04B 47/046; G04B 47/048; G04B 45/00; G04B 45/0092; G04G 17/08; A44C 5/00; A44C 5/0084; A44C 5/08; A44C 5/102; A44C 9/0015  
USPC ..... D11/1-30, 86, 93, 94, 184, 200, 213, D11/214, 216, 220; 63/1.11, 1.13, 1.14, 63/1.15, 1.16, 3, 3.1, 3.2, 4, 5.1, 7, 9, 10, 63/11, 12, 15, 15.1, 15.2, 15.3, 15.45, 63/15.5, 15.7, 15.9, 24, 26, 33, 34, 38, 40, 63/41; D30/151-153; D28/41; 368/276-278, 281-283; D10/30-32, D10/38, 46

See application file for complete search history.

(56) **References Cited**

U.S. PATENT DOCUMENTS

1,214,135	A *	1/1917	Clark	.....	D11/12
D142,908	S *	11/1945	Rossein	.....	D11/15
3,790,775	A *	2/1974	Rosenblatt	.....	D30/152
D241,630	S *	9/1976	Burke	.....	D10/32
D298,610	S *	11/1988	Young	.....	D10/32
D304,430	S *	11/1989	Bulgari	.....	D11/6
D327,436	S *	6/1992	Bulgart	.....	D10/32
D327,439	S *	6/1992	Bulgari	.....	D10/32
D404,318	S *	1/1999	Slowinski	.....	D10/32
D454,507	S *	3/2002	Marachly	.....	D10/32
D537,006	S *	2/2007	Janfar	.....	D10/126
D561,048	S *	2/2008	Weinstein	.....	D10/6
D575,656	S *	8/2008	Scholpp	.....	D11/3
2002/0069670	A1 *	6/2002	Rosenberg	.....	63/15.7

\* cited by examiner

*Primary Examiner* — Cathron Brooks

*Assistant Examiner* — Llorellys Martinez-Rivera

(74) *Attorney, Agent, or Firm* — Cozen O'Connor

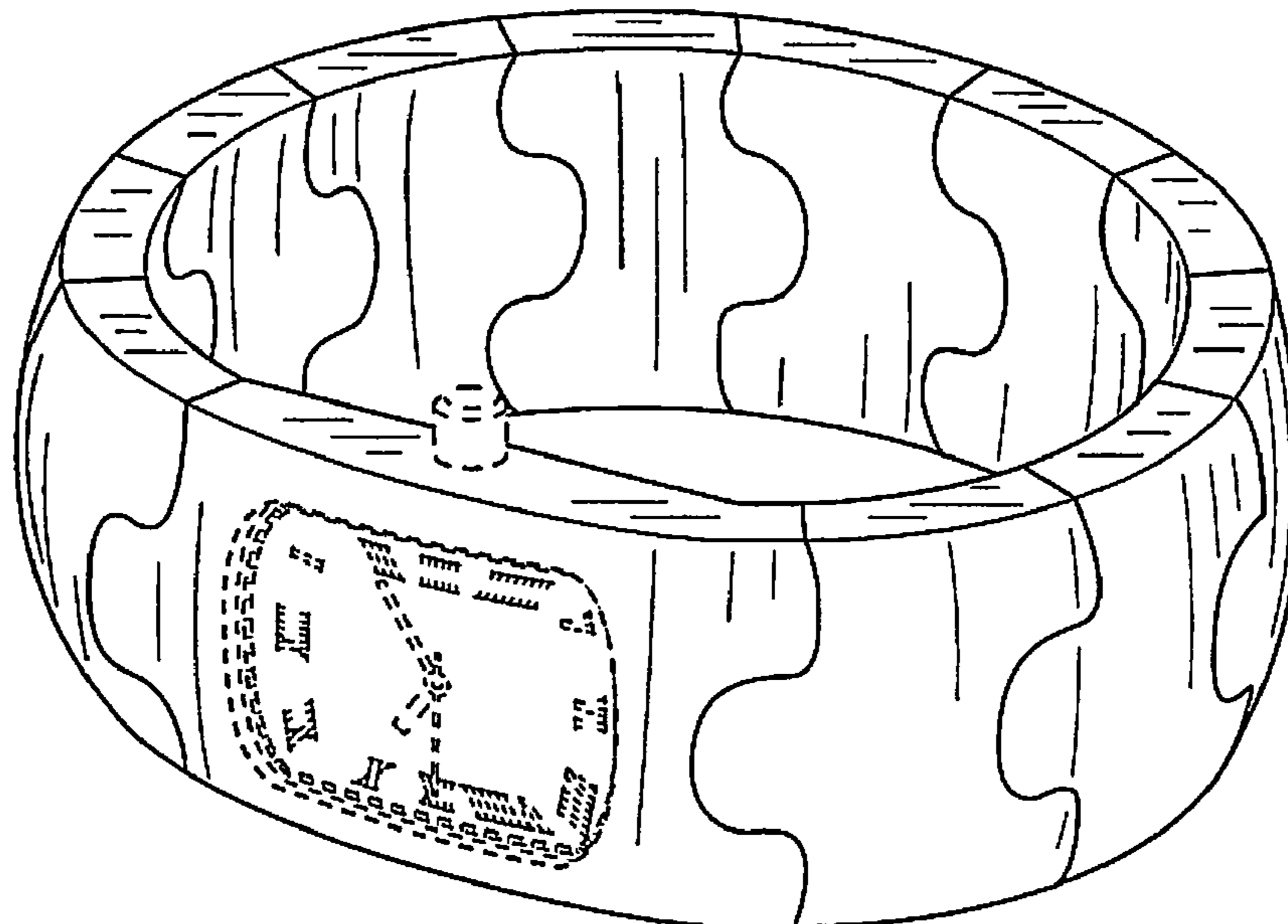
(57) **CLAIM**

I claim the ornamental design for a watch bracelet, as shown and described.

**DESCRIPTION**

FIG. 1 is a right side view of a watch bracelet showing the new design;  
FIG. 2 is a top view of the watch bracelet of FIG. 1;  
FIG. 3 is a bottom view of the watch bracelet of FIG. 1;  
FIG. 4 is a right side view of the watch bracelet of FIG. 1;  
FIG. 5 is the left side view of the watch bracelet of FIG. 1;  
FIG. 6 is a top view of the watch bracelet of FIG. 1; and  
FIG. 7 is a bottom view of the watch bracelet of FIG. 1.  
The broken lines shown in FIGS. 1-7 represent portions of the watch bracelet that form no part of the claimed design.

**1 Claim, 5 Drawing Sheets**



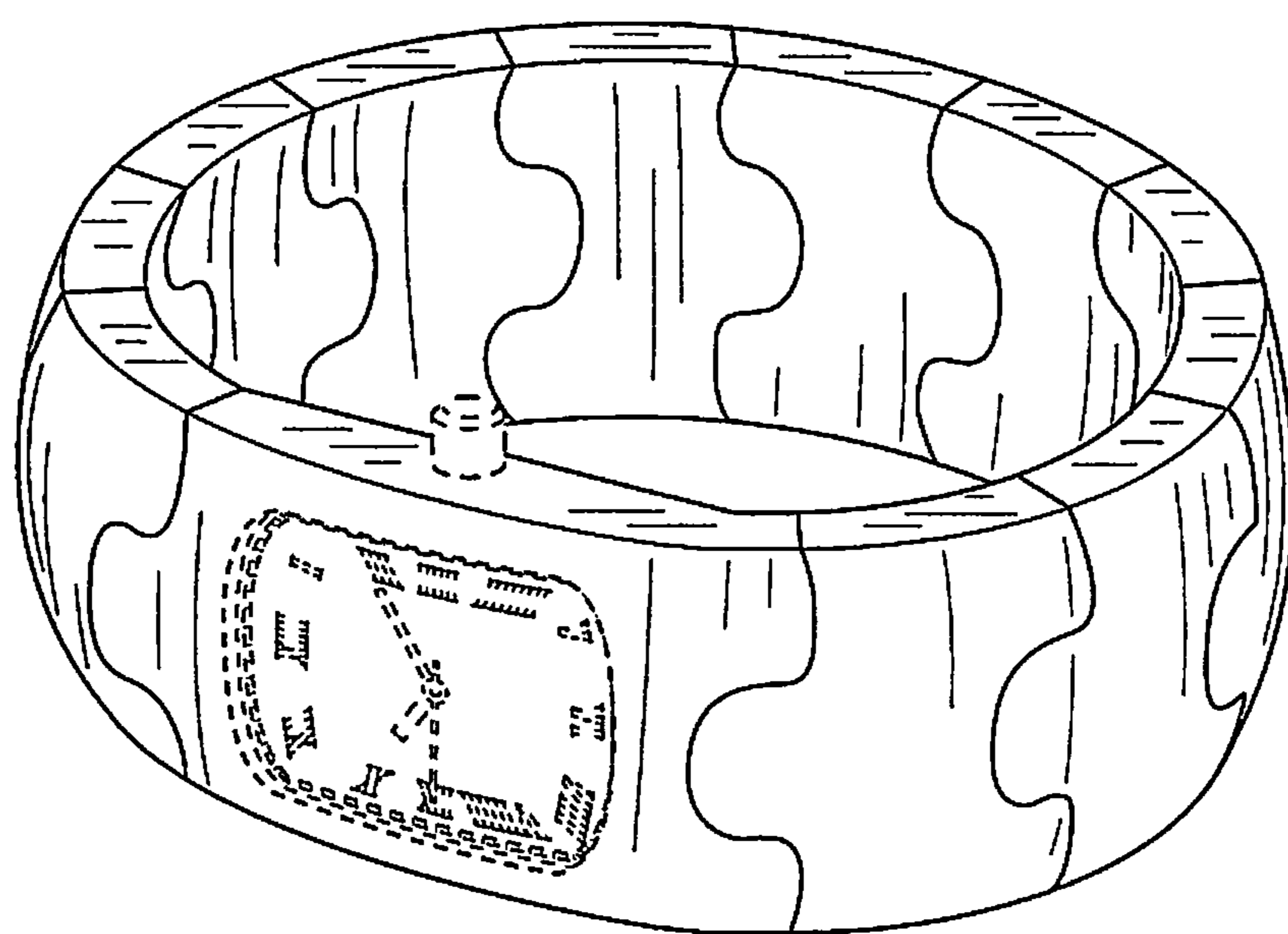


FIG. 1

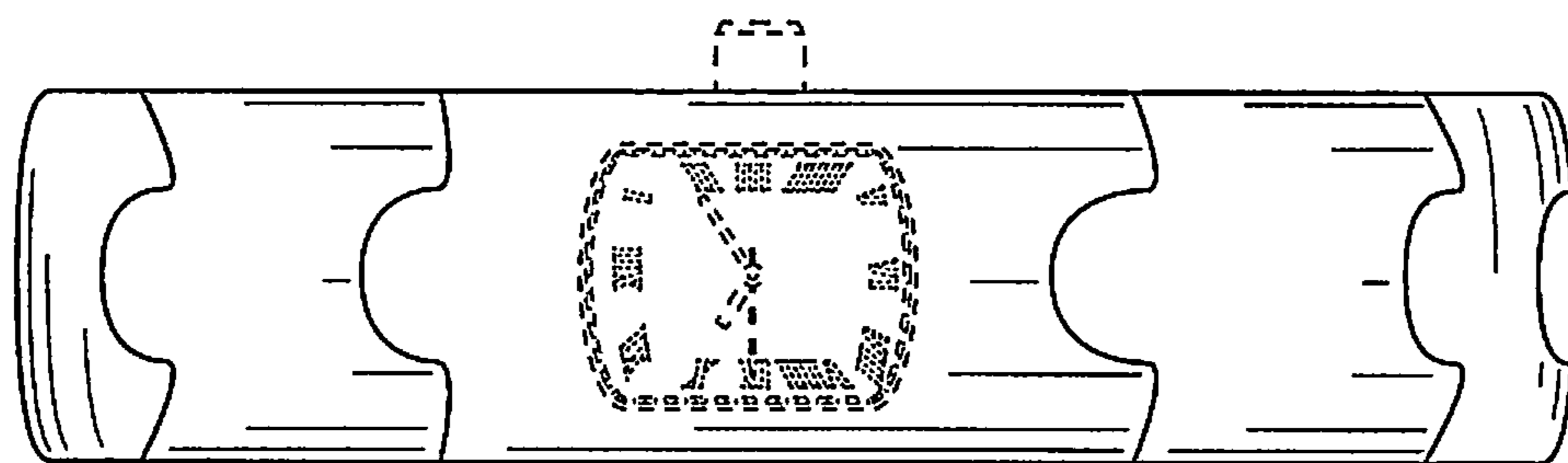


FIG. 2

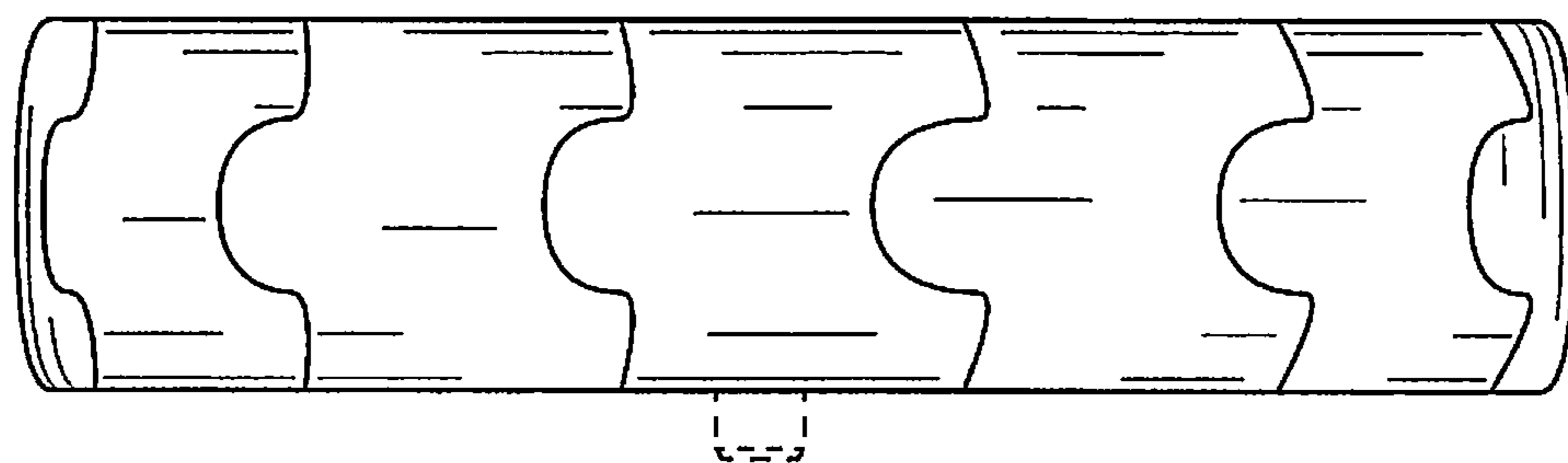


FIG. 3

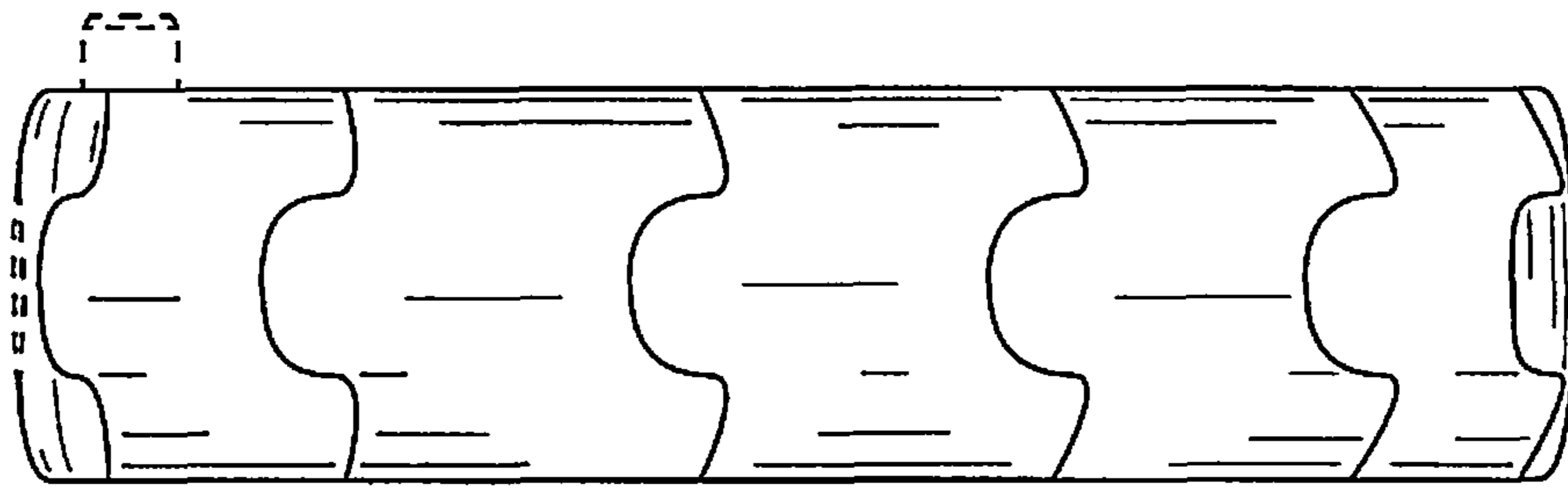


FIG. 4

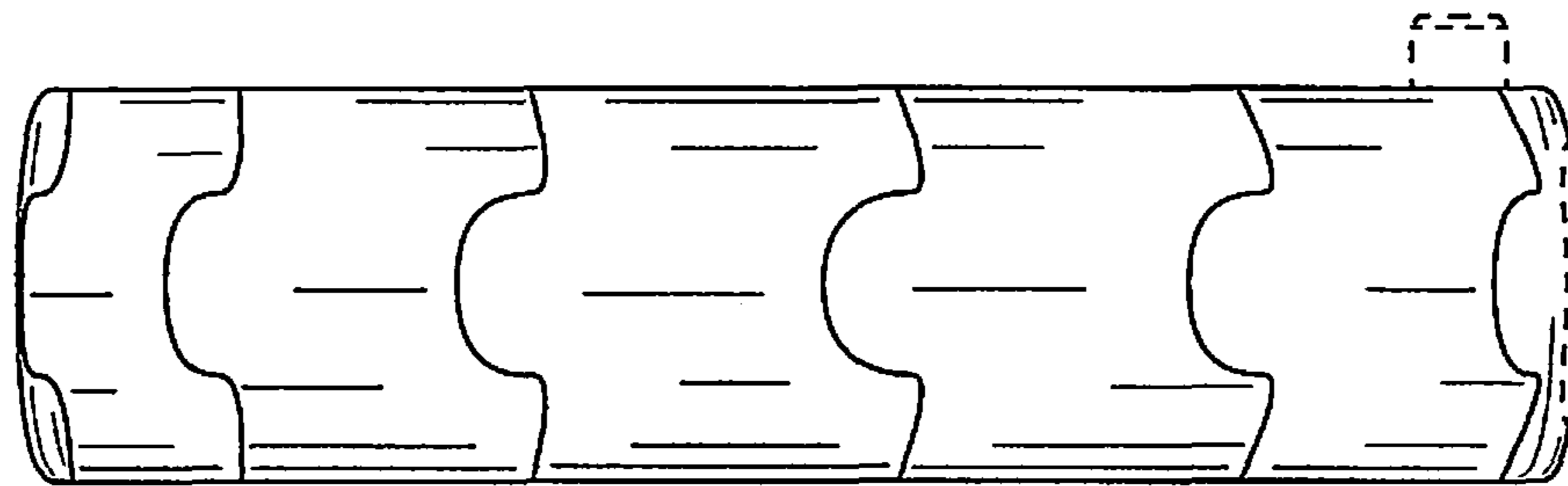


FIG. 5

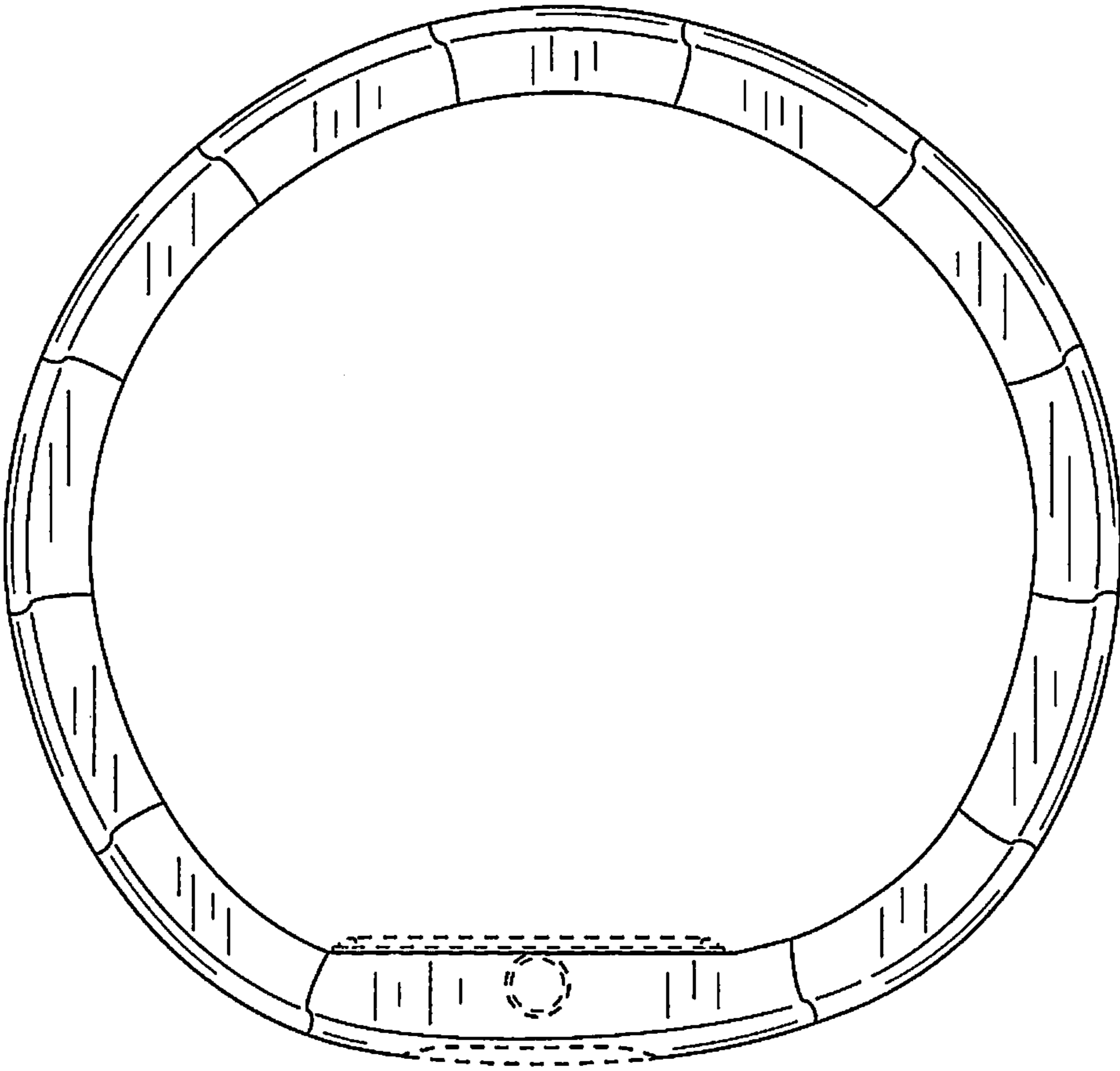


FIG. 6

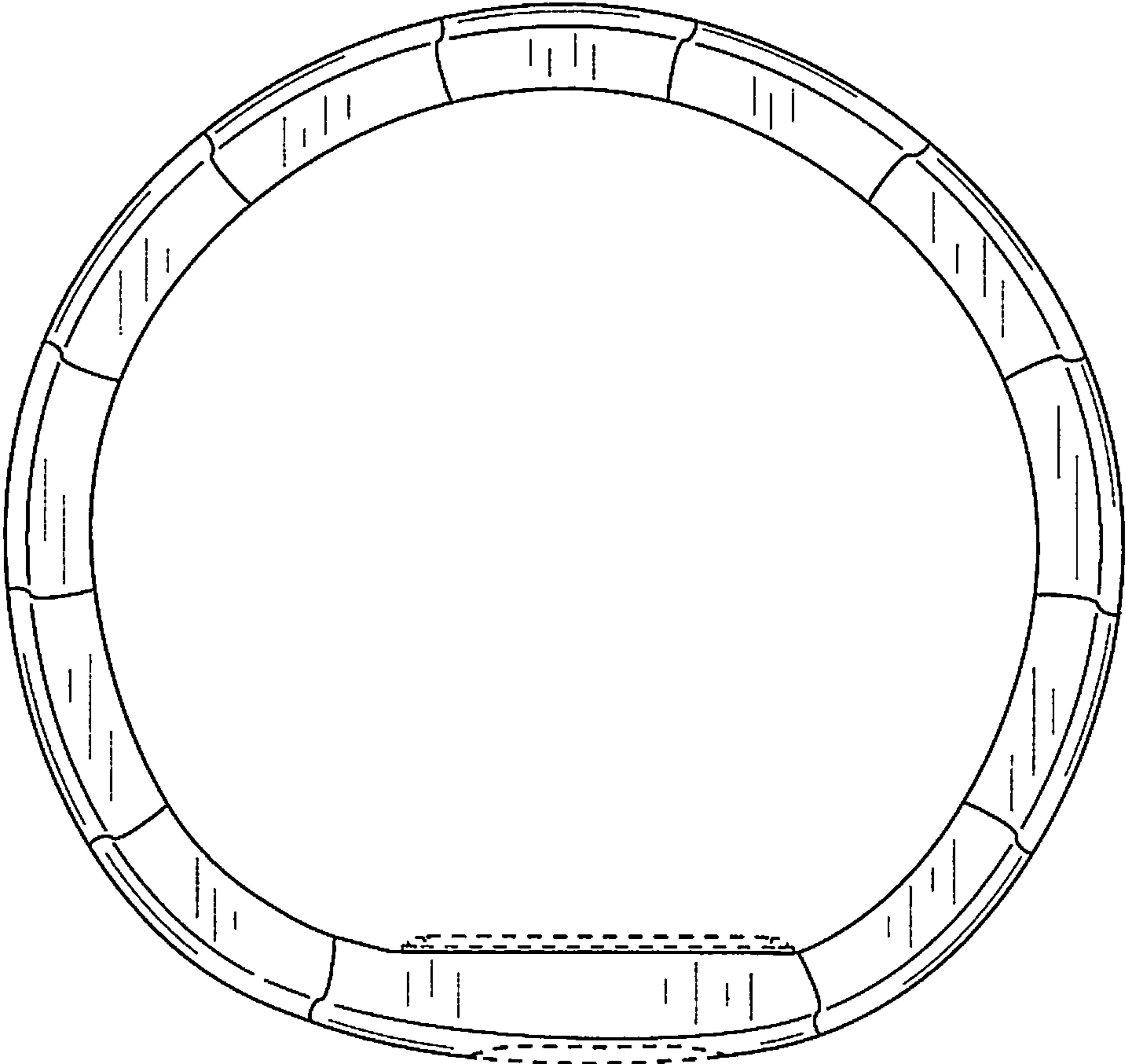


FIG. 7