



US00D715660S

(12) **United States Design Patent**
Inoue

(10) **Patent No.:** **US D715,660 S**

(45) **Date of Patent:** **** Oct. 21, 2014**

(54) **WRIST WATCH**

(71) Applicants: **Citizen Holdings Co., Ltd.**, Nishitokyo (JP); **Citizen Watch Co., Ltd.**, Nishitokyo (JP)

(72) Inventor: **Hideki Inoue**, Nishitokyo (JP)

(73) Assignees: **Citizen Holdings Co., Ltd.**, Tokyo (JP); **Citizen Watch Co., Ltd.**, Tokyo (JP)

(**) Term: **14 Years**

(21) Appl. No.: **29/446,776**

(22) Filed: **Feb. 27, 2013**

(51) **LOC (10) Cl.** **10-02**

(52) **U.S. Cl.**
USPC **D10/39**

(58) **Field of Classification Search**
USPC D10/30-39, 122-132; 368/276, 281, 368/282, 285, 223, 228, 232, 80
See application file for complete search history.

(56) **References Cited**

U.S. PATENT DOCUMENTS

D336,440 S	*	6/1993	Favre	D10/32
D400,804 S	*	11/1998	Riley et al.	D10/30
D465,739 S	*	11/2002	Arabov	D10/39
D471,115 S	*	3/2003	Buechner	D10/39
D485,768 S	*	1/2004	Baumann	D10/32
D517,927 S	*	3/2006	Enomoto et al.	D10/32
D549,598 S	*	8/2007	Yoshikawa	D10/32
D554,536 S	*	11/2007	Tonohori et al.	D10/31
D555,516 S	*	11/2007	Sugiura	D10/31

D567,117 S	*	4/2008	Metrailler	D10/38
D580,280 S	*	11/2008	Takahashi et al.	D10/39
D594,351 S	*	6/2009	Tonohori	D10/32
D595,156 S	*	6/2009	Moritz	D10/38
D618,119 S	*	6/2010	Tonohori	D10/38
D640,145 S	*	6/2011	Goto	D10/32
D667,316 S	*	9/2012	Tonohori	D10/32
D668,162 S	*	10/2012	Inoue	D10/39

OTHER PUBLICATIONS

Wristwatch Annual, The Catalog of Producers, Prices, Models and Specifications, 2008, Abbeville Press Publishers, p. 114, Ball Watch Company, "Trainmaster Pulsemeter Pro" watch.*

* cited by examiner

Primary Examiner — Lucy Lieberman

(74) *Attorney, Agent, or Firm* — RatnerPrestia

(57) **CLAIM**

The ornamental design for a wrist watch, as shown and described.

DESCRIPTION

FIG. 1 is a perspective view of a wrist watch showing my new design;

FIG. 2 is a front elevational view thereof;

FIG. 3 is a left side elevational view thereof;

FIG. 4 is a right side elevational view thereof;

FIG. 5 is a rear elevational view thereof;

FIG. 6 is a top plan view thereof; and,

FIG. 7 is a bottom plan view thereof.

The broken lines in FIG. 5 are used to show portions of the wrist watch that do not form part of the claimed design.

1 Claim, 4 Drawing Sheets



FIG. 1



FIG. 2



FIG. 3




FIG. 4




FIG. 5




FIG. 6




FIG. 7

