



US00D715658S

(12) **United States Design Patent**
Callaghan

(10) **Patent No.:** **US D715,658 S**

(45) **Date of Patent:** **** Oct. 21, 2014**

(54) **DISPENSER**

(56) **References Cited**

(71) Applicant: **Sanotact (HK) Limited**, Hong Kong (HK)

U.S. PATENT DOCUMENTS

(72) Inventor: **Henry Albrecht Callaghan**, Hong Kong (HK)

D305,301	S	*	1/1990	Gutkowski	D9/525
5,353,956	A	*	10/1994	Wilson	221/198
D397,247	S	*	8/1998	Gardner et al.	D3/203.2
6,561,391	B1	*	5/2003	Baker	222/556
D485,754	S	*	1/2004	Fielder et al.	D9/416
D537,338	S	*	2/2007	Jackson	D9/416
D560,487	S	*	1/2008	Boettcher et al.	D3/294
D561,047	S	*	2/2008	Shields	D9/730
D573,889	S	*	7/2008	Short et al.	D9/529
D628,469	S	*	12/2010	Taylor et al.	D9/420
D637,074	S	*	5/2011	Maki et al.	D9/417
2009/0008286	A1	*	1/2009	Croft et al.	206/540

(73) Assignee: **Sanotact (HK) Limited**, Hong Kong (HK)

(**) Term: **14 Years**

(21) Appl. No.: **29/464,558**

* cited by examiner

(22) Filed: **Aug. 19, 2013**

(30) **Foreign Application Priority Data**

Primary Examiner — Derrick Holland

Feb. 18, 2013 (EP) 002185926-0003

Assistant Examiner — Lauren Calve

(74) *Attorney, Agent, or Firm* — Michael J. Striker

(51) **LOC (10) Cl.** **09-01**

(57) **CLAIM**

(52) **U.S. Cl.**
USPC **D9/730; D9/416**

The ornamental design for a dispenser, as shown and described.

(58) **Field of Classification Search**

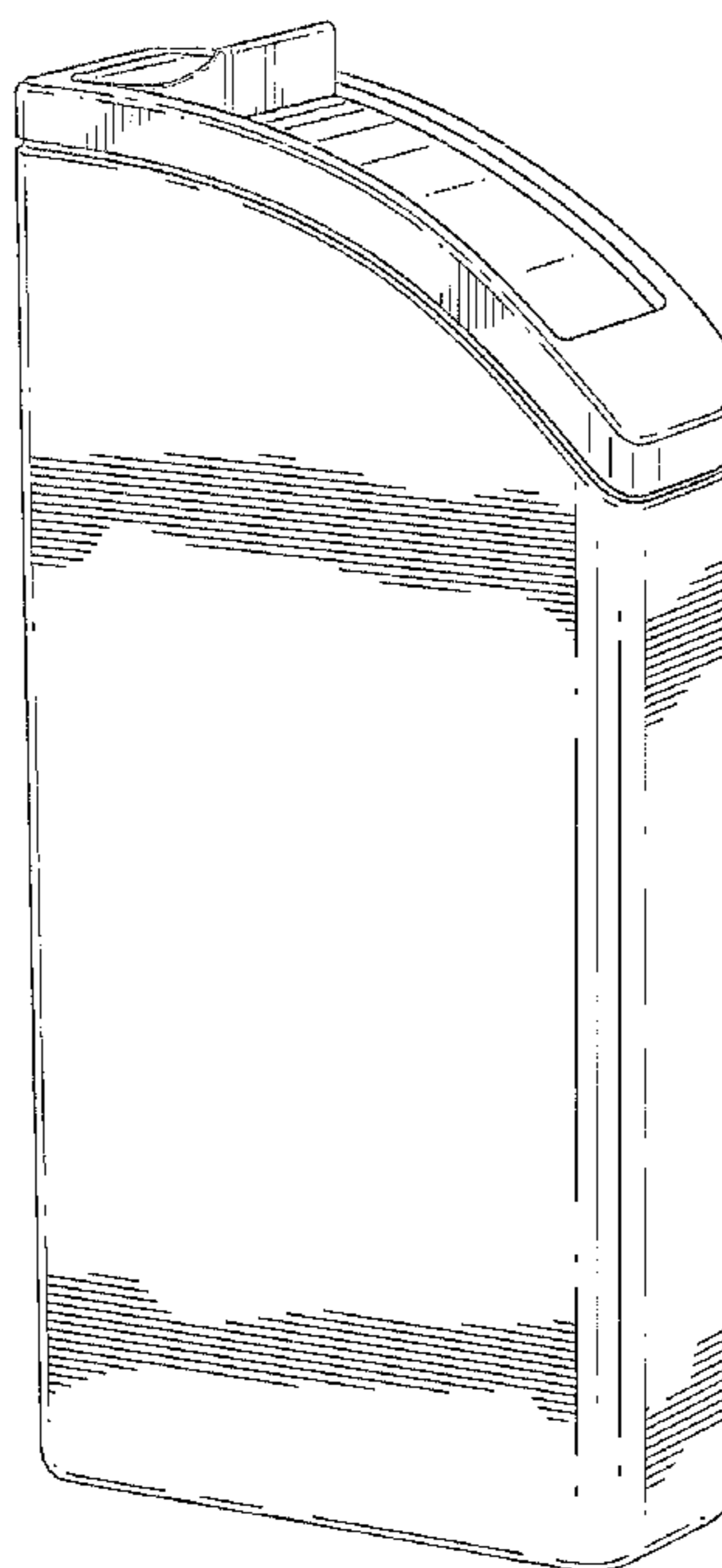
DESCRIPTION

CPC Y10S 206/828; Y10S 206/815; Y10S 206/80; Y10S 383/906; Y10S 83/0805; B65D 83/206; B65D 83/04; B65D 83/00; B65D 83/20; B65D 2543/00296; B65D 85/00
USPC D9/414, 417, 418, 420, 428, 430, 434, D9/435, 440, 443, 454, 455, 730, 731, 733, D9/734, 736, 737; D7/300, 312, 321, 322, D7/601, 602; D3/201, 205, 206, 207; 206/38, 528, 535, 540, 823, 828; 221/208, 246, 247, 255, 257, 306; 222/134, 135

FIG. 1 is a perspective view of a dispenser showing my new design;
FIG. 2 is a front elevation view thereof;
FIG. 3 is a rear elevation view thereof;
FIG. 4 is a left elevation view thereof;
FIG. 5 is a right elevation view thereof;
FIG. 6 is a top plan view thereof; and,
FIG. 7 is a bottom plan view thereof.

See application file for complete search history.

1 Claim, 5 Drawing Sheets



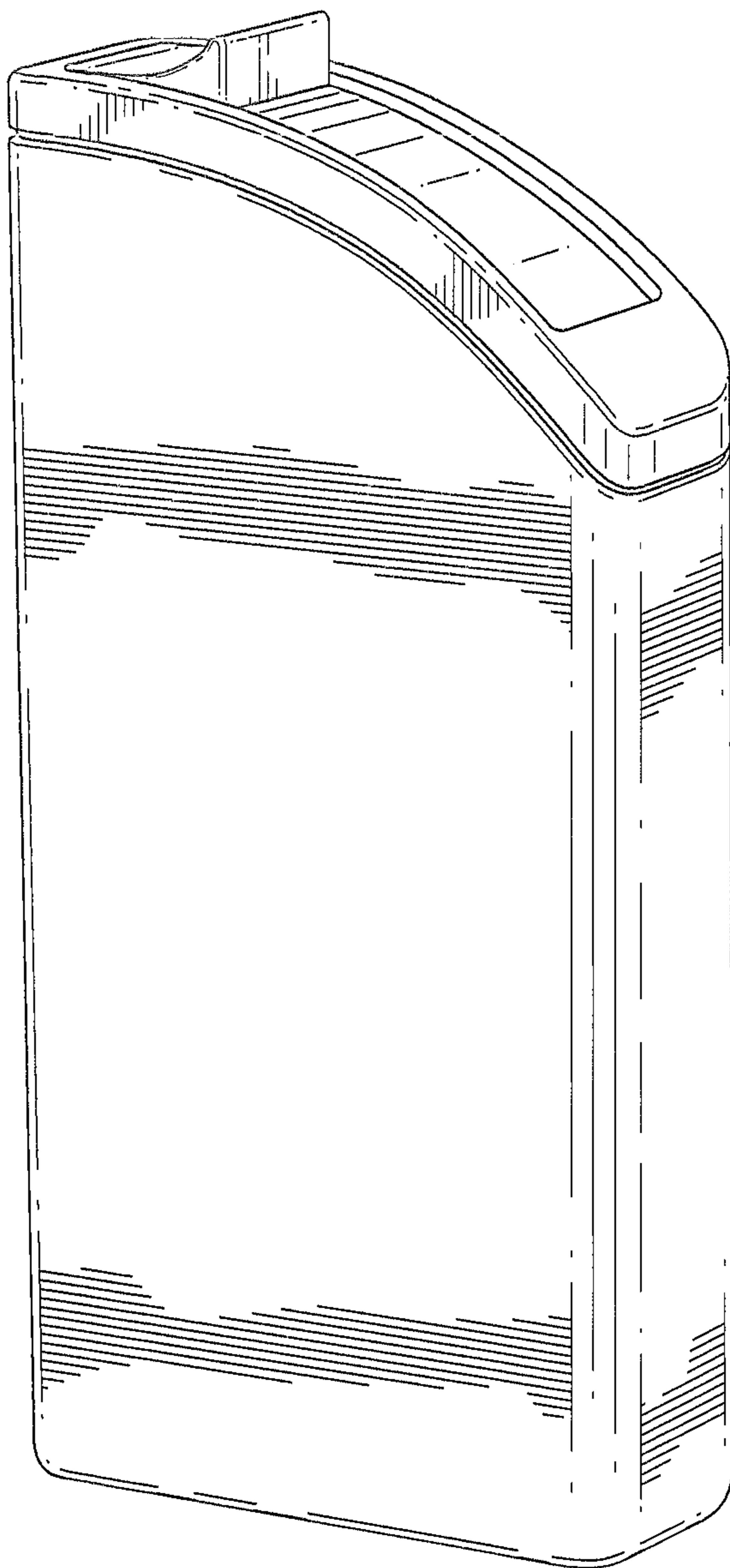


FIG. 1




FIG.2

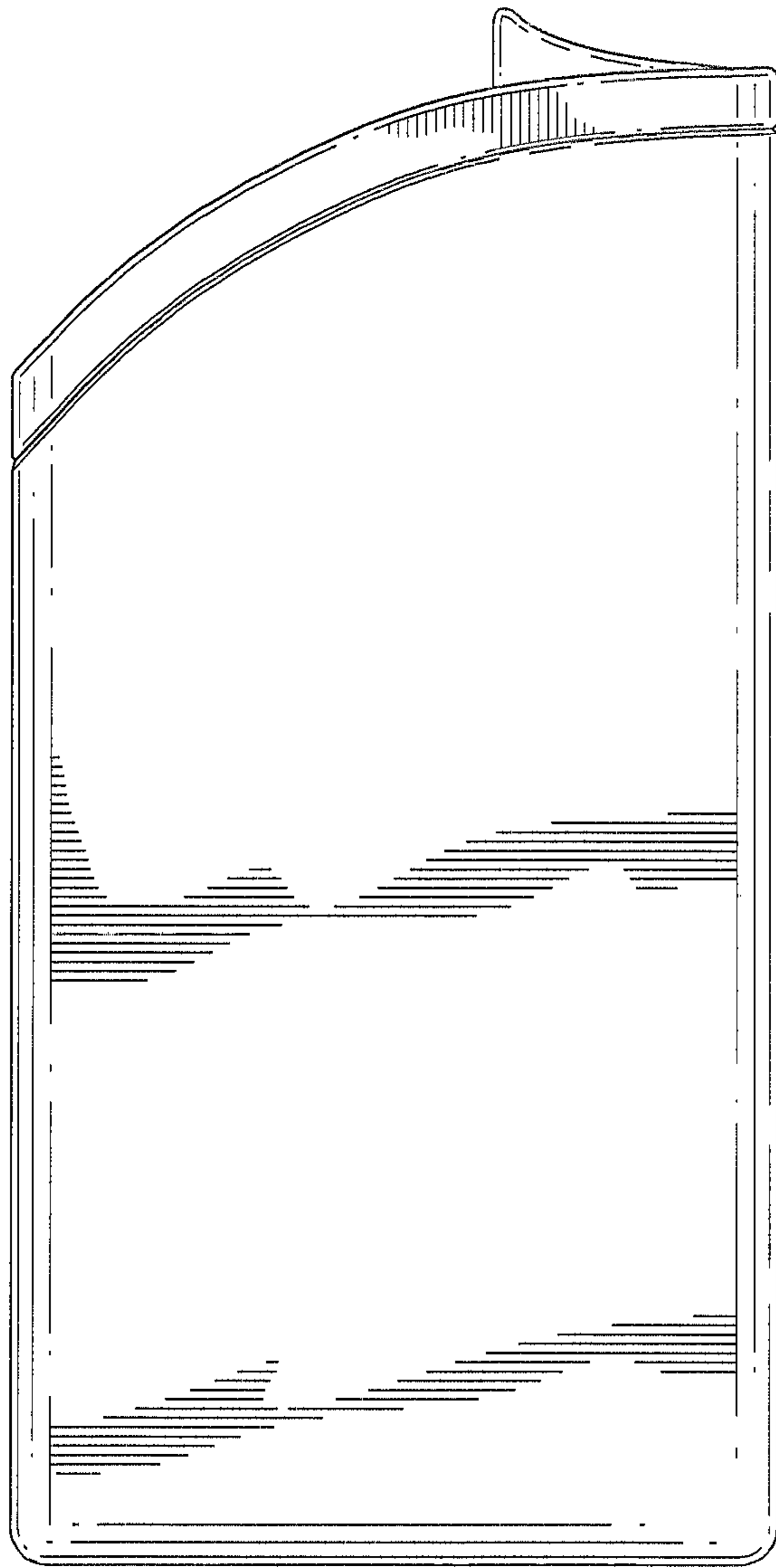


FIG. 3




FIG. 4




FIG. 5

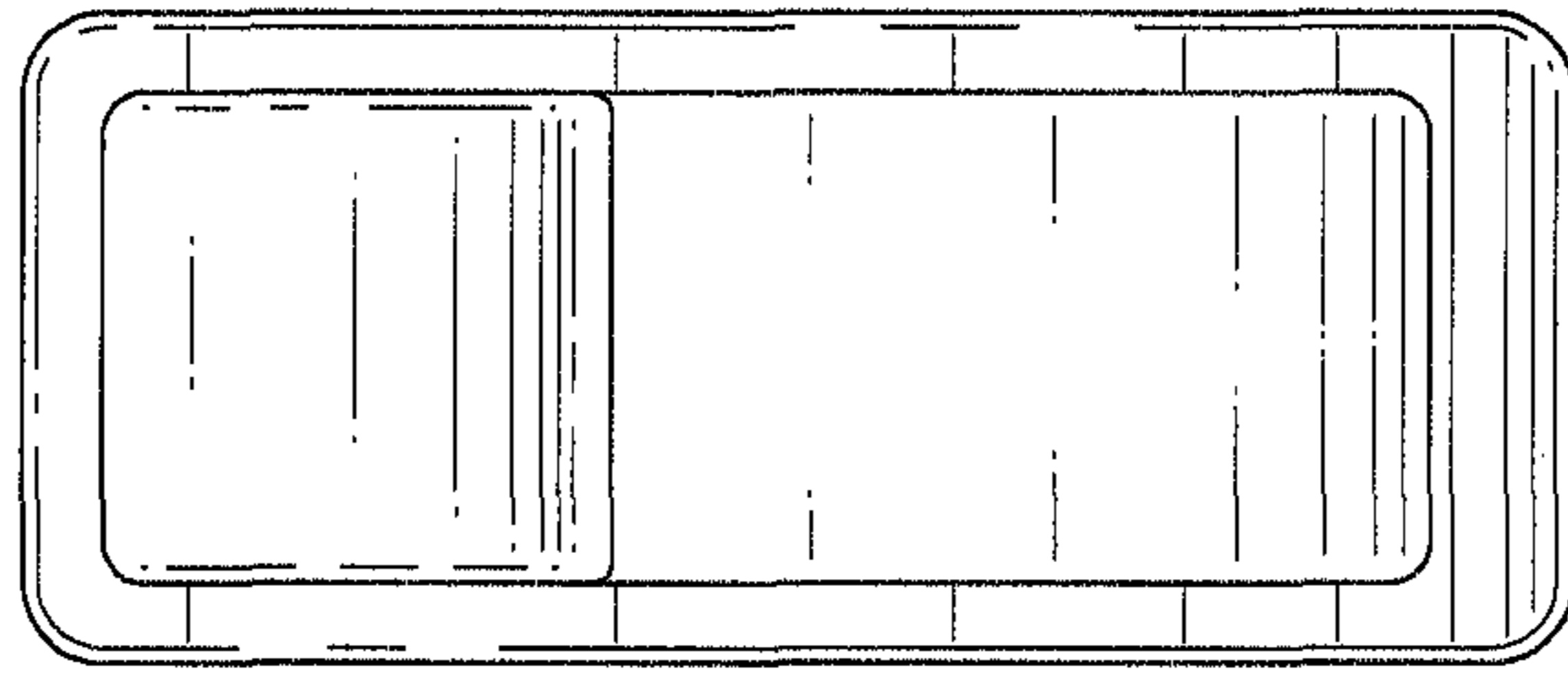


FIG. 6

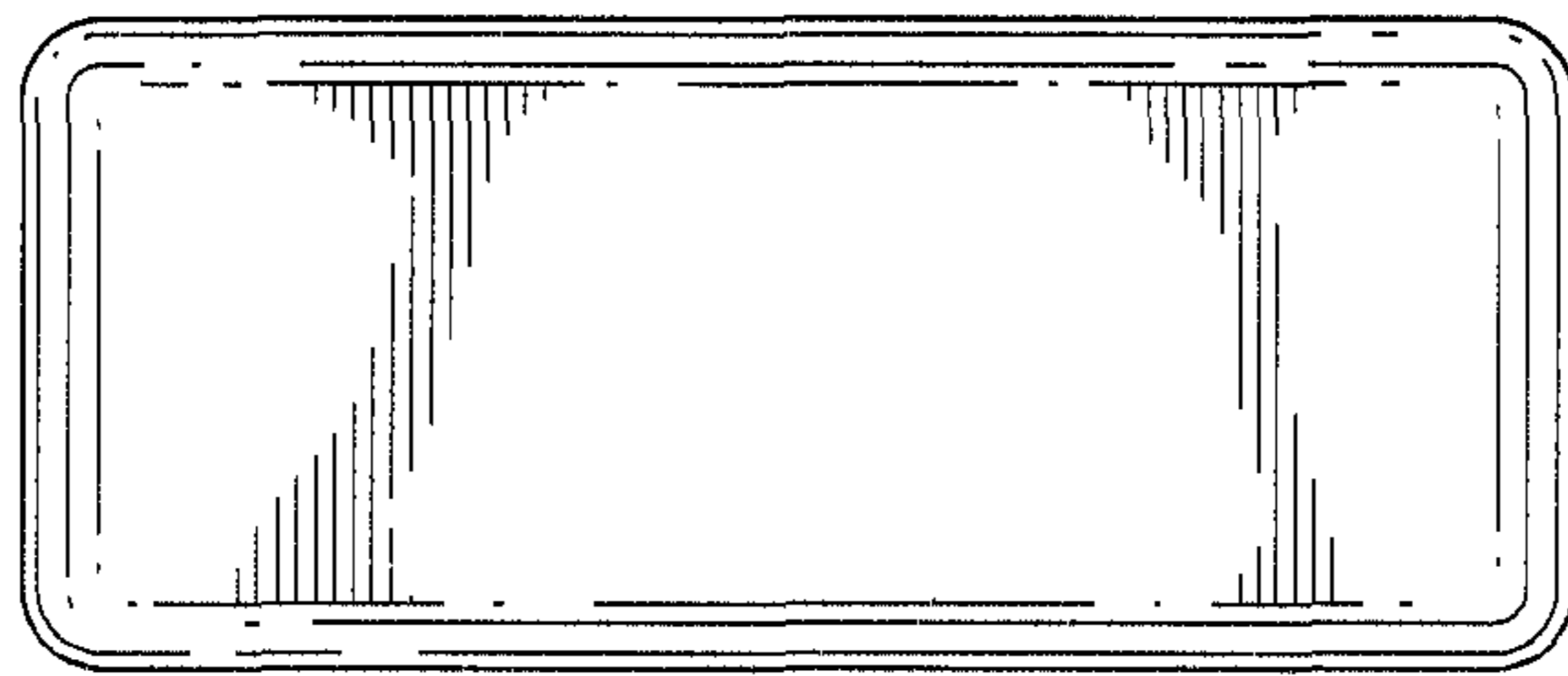


FIG. 7