

US00D715652S

(12) **United States Design Patent**
Sanguinet et al.

(10) **Patent No.:** **US D715,652 S**

(45) **Date of Patent:** **** Oct. 21, 2014**

(54) **BOTTLE AND CAP ASSEMBLY**

(75) Inventors: **Andrew J. Sanguinet**, Oak Park, IL
(US); **Steven R. Kroplewski**, Roselle, IL
(US); **Brett R. Niggel**, Corry, PA (US)

(73) Assignee: **The Libman Company**, Arcola, IL (US)

(**) Term: **14 Years**

(21) Appl. No.: **29/432,183**

(22) Filed: **Sep. 14, 2012**

(51) **LOC (10) Cl.** **09-01**

(52) **U.S. Cl.**
USPC **D9/529**; D9/532; D9/541; D9/543;
D9/551; D9/571

(58) **Field of Classification Search**
USPC D9/500–504, 529–532, 537–559,
D9/563–566, 571, 436; 215/381–384
See application file for complete search history.

(56) **References Cited**

U.S. PATENT DOCUMENTS

D349,059 S *	7/1994	Zogg et al.	D9/542
D400,434 S *	11/1998	Amos et al.	D9/547
D468,212 S *	1/2003	Wasson et al.	D9/541
D493,711 S *	8/2004	Foster	D9/547
D508,856 S *	8/2005	Boon et al.	D9/545
D532,313 S *	11/2006	Stolle	D9/542
D539,659 S *	4/2007	Cleary et al.	D9/542
D550,562 S *	9/2007	Yew	D9/538

D568,740 S *	5/2008	Williams	D9/436
D594,342 S *	6/2009	Pare et al.	D9/551
D595,143 S *	6/2009	Hazelton et al.	D9/551
D627,227 S *	11/2010	Andis	D9/503
D628,486 S *	12/2010	Lane	D9/503
D653,955 S *	2/2012	Labadie et al.	D9/542
D669,788 S *	10/2012	MacLean et al.	D9/542

* cited by examiner

Primary Examiner — Sandra Morris

(74) *Attorney, Agent, or Firm* — Philip L. Bateman

(57) **CLAIM**

The ornamental design for a bottle and cap assembly, as shown and described.

DESCRIPTION

FIG. 1 is a top, front, and right side perspective view of a bottle and cap assembly showing our new design; FIG. 2 is a front elevation view thereof; FIG. 3 is a right side elevation view thereof; FIG. 4 is a left side elevation view thereof; FIG. 5 is a rear elevation view thereof; FIG. 6 is a top plan view thereof; and, FIG. 7 is a bottom plan view thereof. The interior of the bottom of the bottle, as shown in FIG. 7, is shown in broken lines and forms no part of the claimed design.

1 Claim, 4 Drawing Sheets

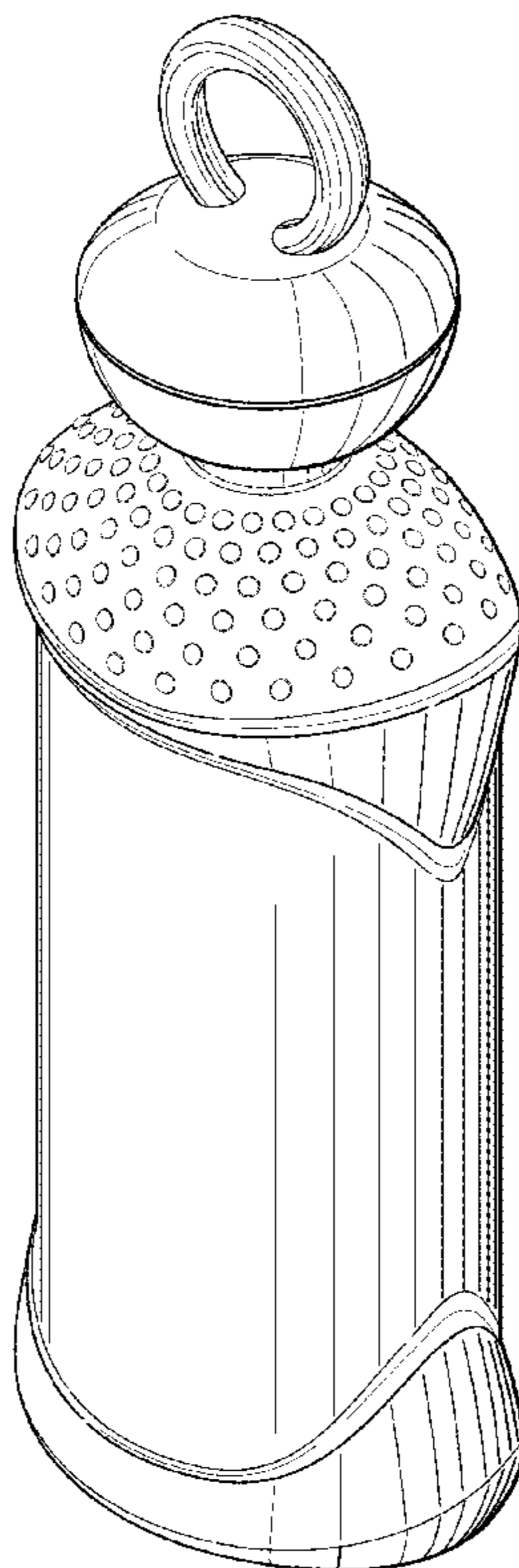


Fig. 1

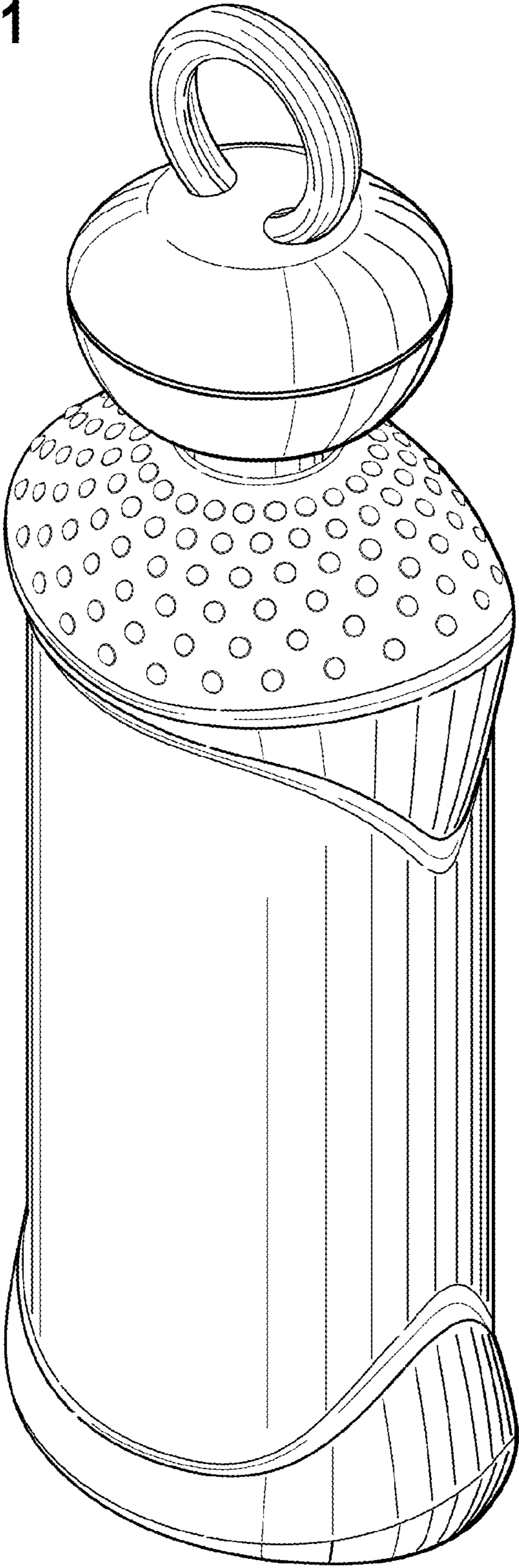


Fig. 2

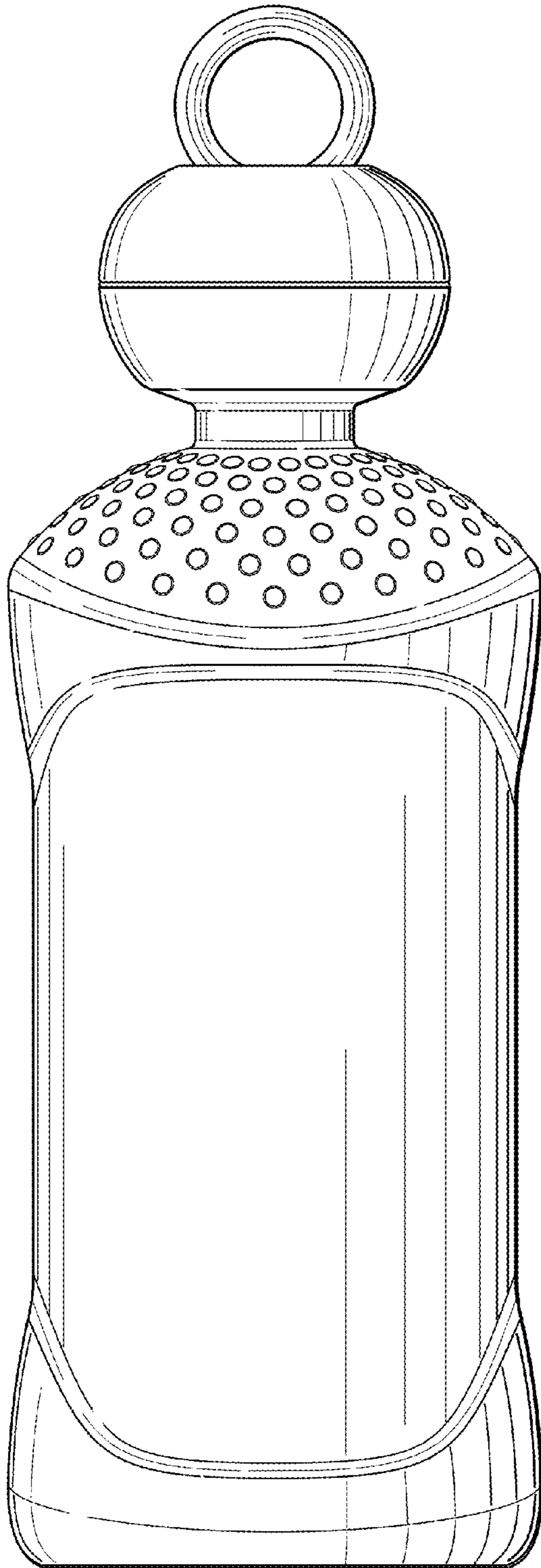


Fig. 3

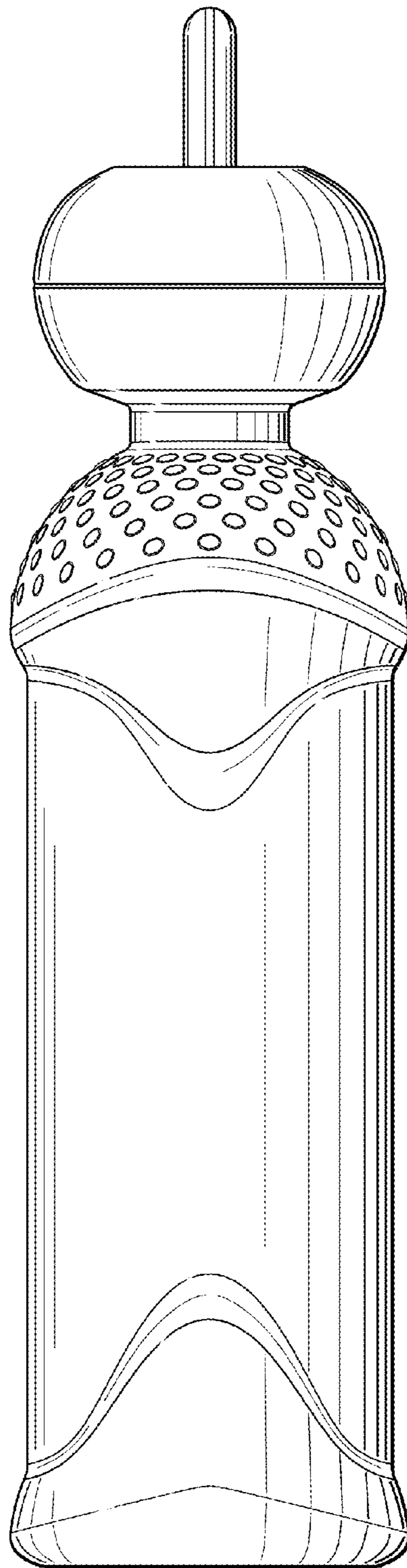


Fig. 4

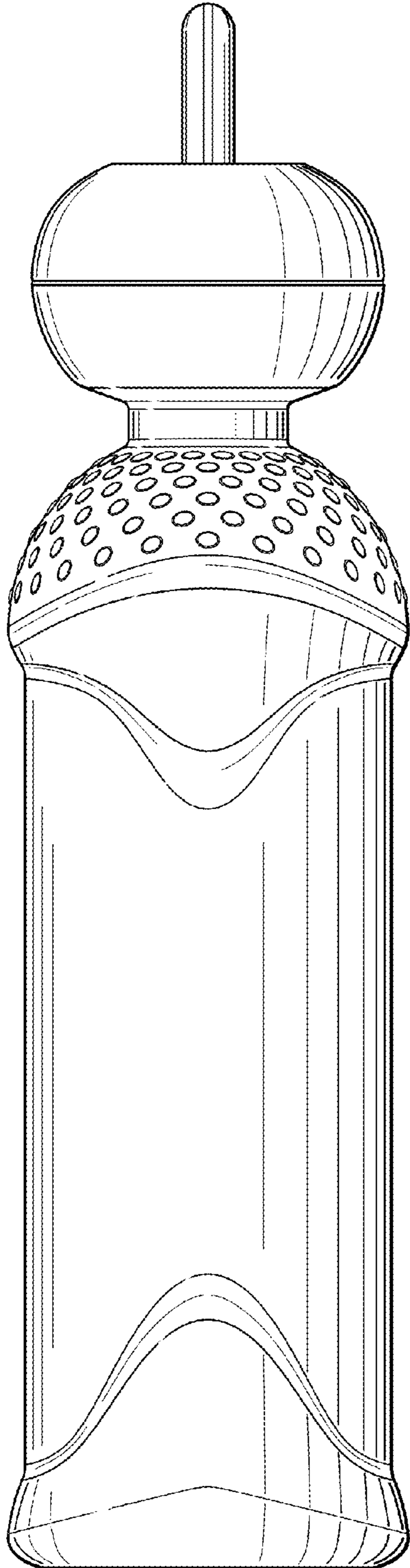


Fig. 5

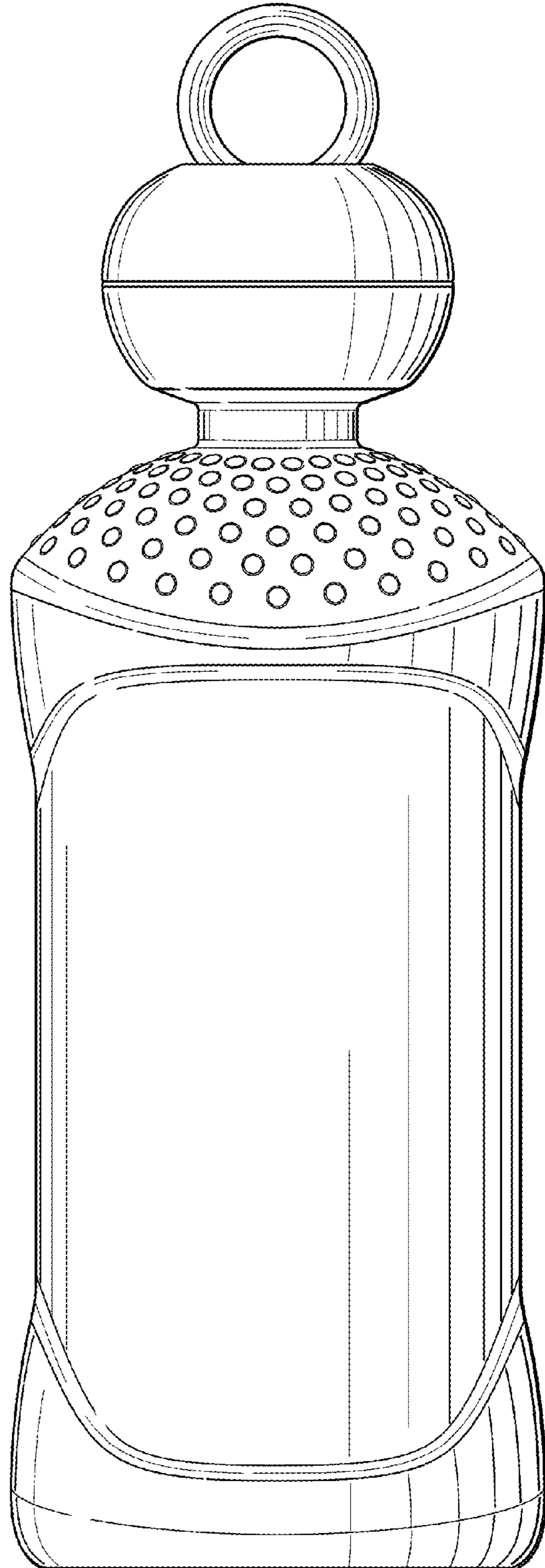


Fig. 6

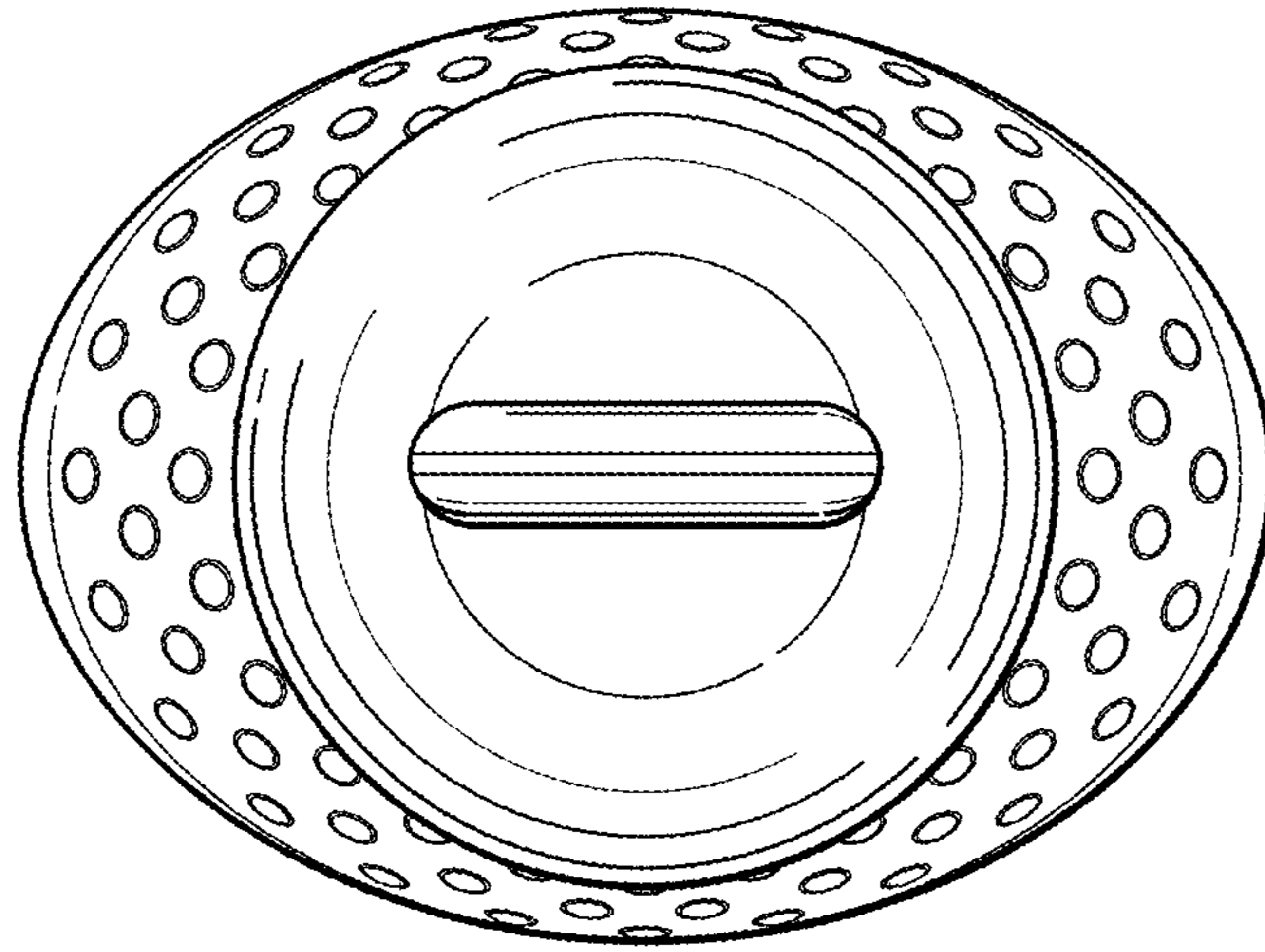


Fig. 7

