



US00D715640S

(12) **United States Design Patent**
Okezawa

(10) **Patent No.:** **US D715,640 S**
(45) **Date of Patent:** **** Oct. 21, 2014**

(54) **PACKAGING CONTAINER**

(71) Applicant: **Tetra Laval Holdings & Finance S.A.**,
Pully (CH)

(72) Inventor: **Hiroaki Okezawa**, Tokyo (JP)

(73) Assignee: **Tetra Laval Holdings & Finance, S.A.**
(CH)

(**) Term: **14 Years**

(21) Appl. No.: **29/440,308**

(22) Filed: **Dec. 20, 2012**

(30) **Foreign Application Priority Data**

Jul. 11, 2012 (JP) 2012-016542

(51) **LOC (10) CL.** **09-03**

(52) **U.S. CL.**
USPC **D9/430**

(58) **Field of Classification Search**

CPC B29L 2031/7162; B29L 2031/7164;
B29L 2031/7166; B65D 1/22; B65D 1/34;
B65D 43/162; B65D 81/02; B65D 81/3813;
B65D 5/00; B65D 5/001; B65D 5/0025;
B65D 5/005; B65D 5/067-5/069; B65D 5/64;
B65D 5/72; B65D 21/00
USPC D9/415-425, 428, 429-435, 708, 719,
D9/734; D3/203.2, 272, 273, 294,
D3/302-304; D7/538-542, 601, 602, 629;
220/780-806, 574-575; 206/521.1,
206/541, 564; 229/100-101.3, 106,
229/108-112, 124, 125, 162.1, 165, 172,
229/182.1, 183, 185, 200, 210, 221, 406,
229/407

See application file for complete search history.

(56) **References Cited**

U.S. PATENT DOCUMENTS

3,795,359	A	*	3/1974	Rausing	229/216
D261,613	S	*	11/1981	Forbes, Jr.	D9/418
D399,136	S	*	10/1998	Anchor	D9/430
5,938,107	A	*	8/1999	Anchor et al.	229/109
D424,429	S	*	5/2000	Anchor et al.	D9/417
D454,063	S	*	3/2002	Dammers	D9/417
D454,302	S	*	3/2002	Dammers	D9/417
D454,492	S	*	3/2002	Dammers	D9/417
D464,566	S	*	10/2002	Anchor et al.	D9/432
D473,464	S	*	4/2003	Anchor et al.	D9/432
D494,861	S	*	8/2004	Guidotti et al.	D9/431
D634,625	S	*	3/2011	Wallace et al.	D9/433
D635,018	S	*	3/2011	Wallace et al.	D9/433
D691,882	S	*	10/2013	Barbieri et al.	D9/430

* cited by examiner

Primary Examiner — Susan Bennett Hattan

Assistant Examiner — Vy Koenig

(74) *Attorney, Agent, or Firm* — Finnegan Henderson
Farabow Garrett & Dunner, L.L.P.

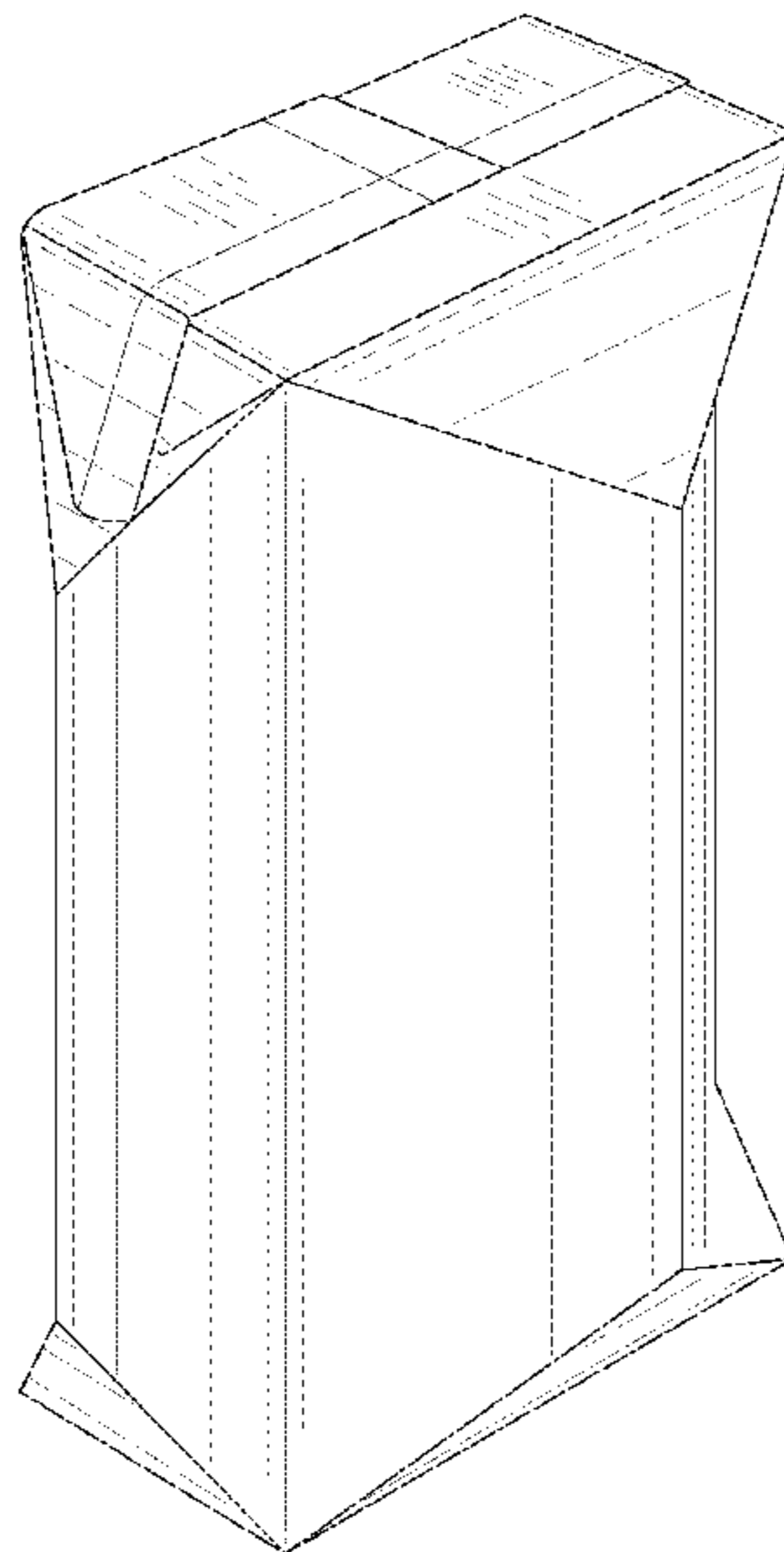
(57) **CLAIM**

The ornamental design for a packaging container, as shown
and described.

DESCRIPTION

FIG. 1 is a perspective view of a packaging container of my
new design;
FIG. 2 is a front view of the ornamental design;
FIG. 3 is a rear view of the ornamental design of FIG. 1;
FIG. 4 is a right side view of the ornamental design of FIG. 1;
FIG. 5 is a left side view of the ornamental design of FIG. 1;
FIG. 6 is a top view of the ornamental design of FIG. 1; and,
FIG. 7 is a bottom view of the ornamental design of FIG. 1.

1 Claim, 7 Drawing Sheets



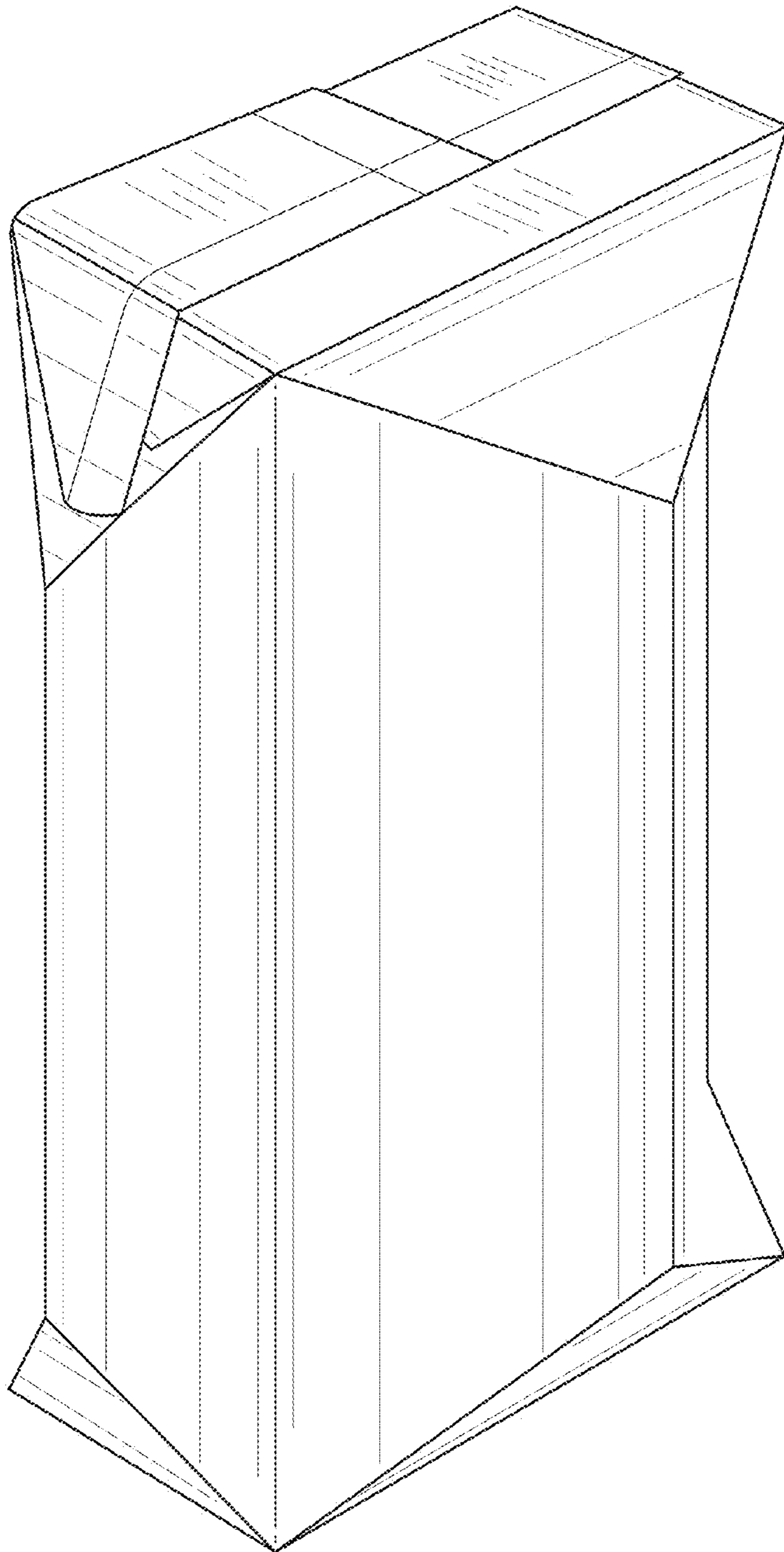


FIG. 1

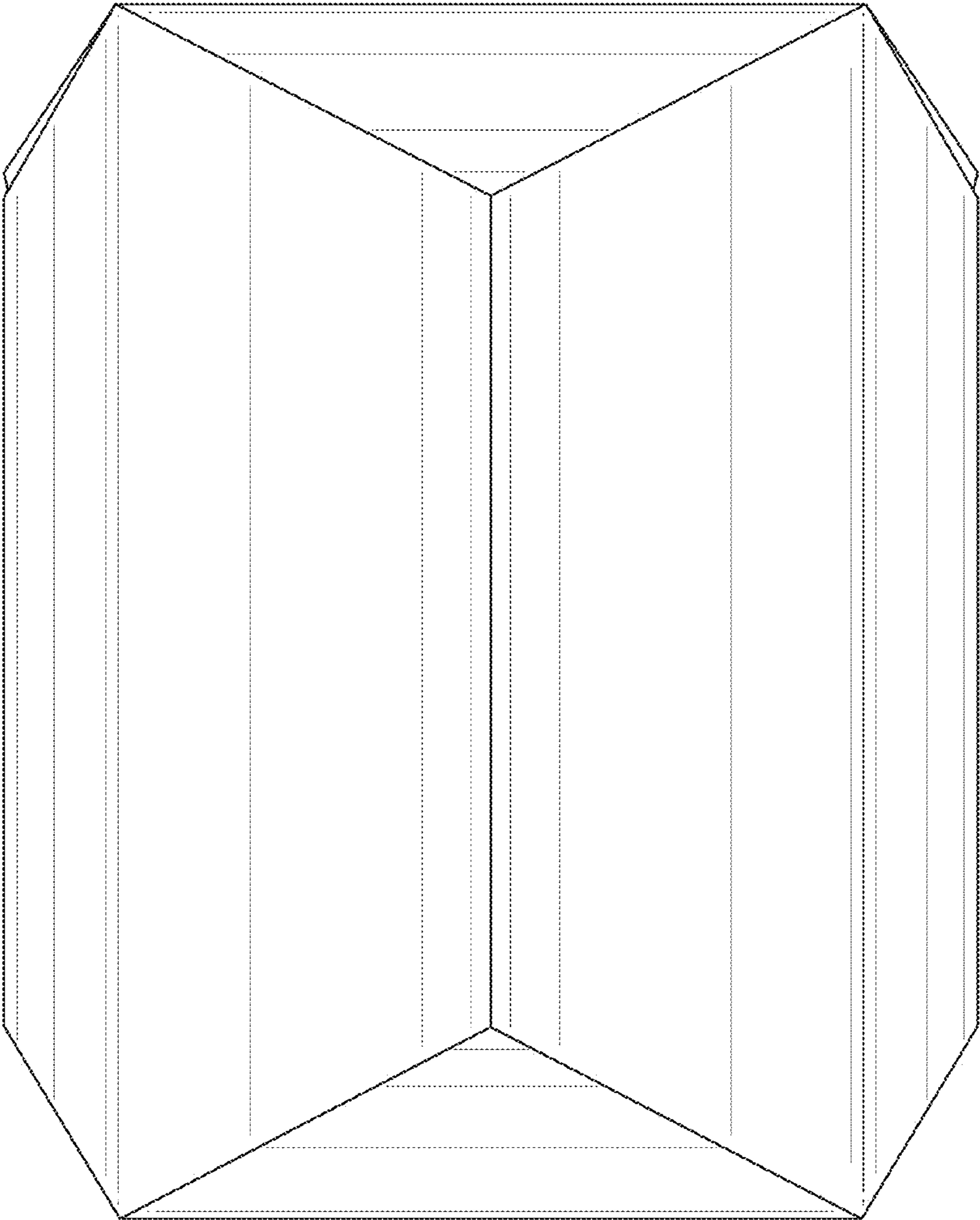


FIG. 2

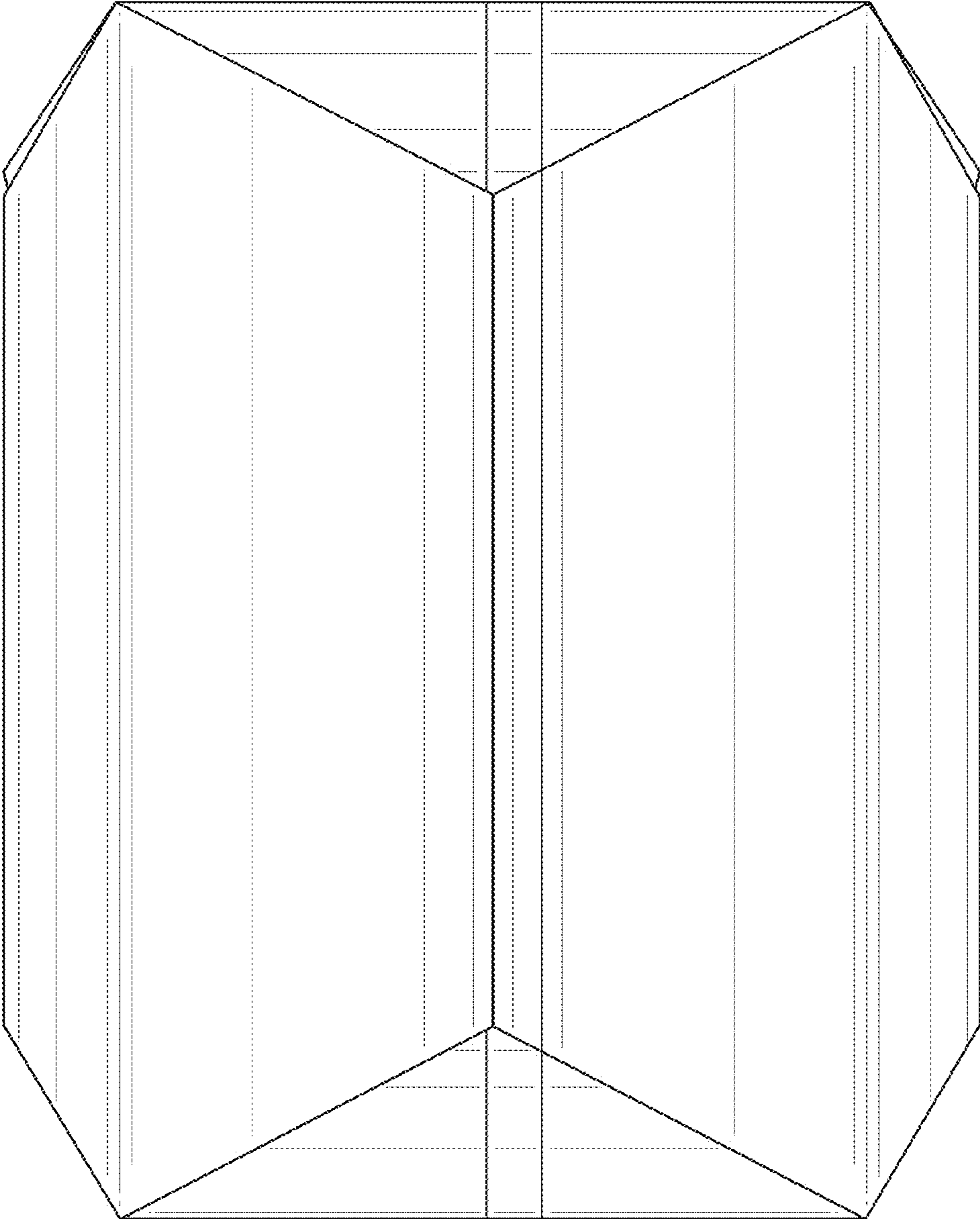


FIG. 3




FIG. 4




FIG. 5

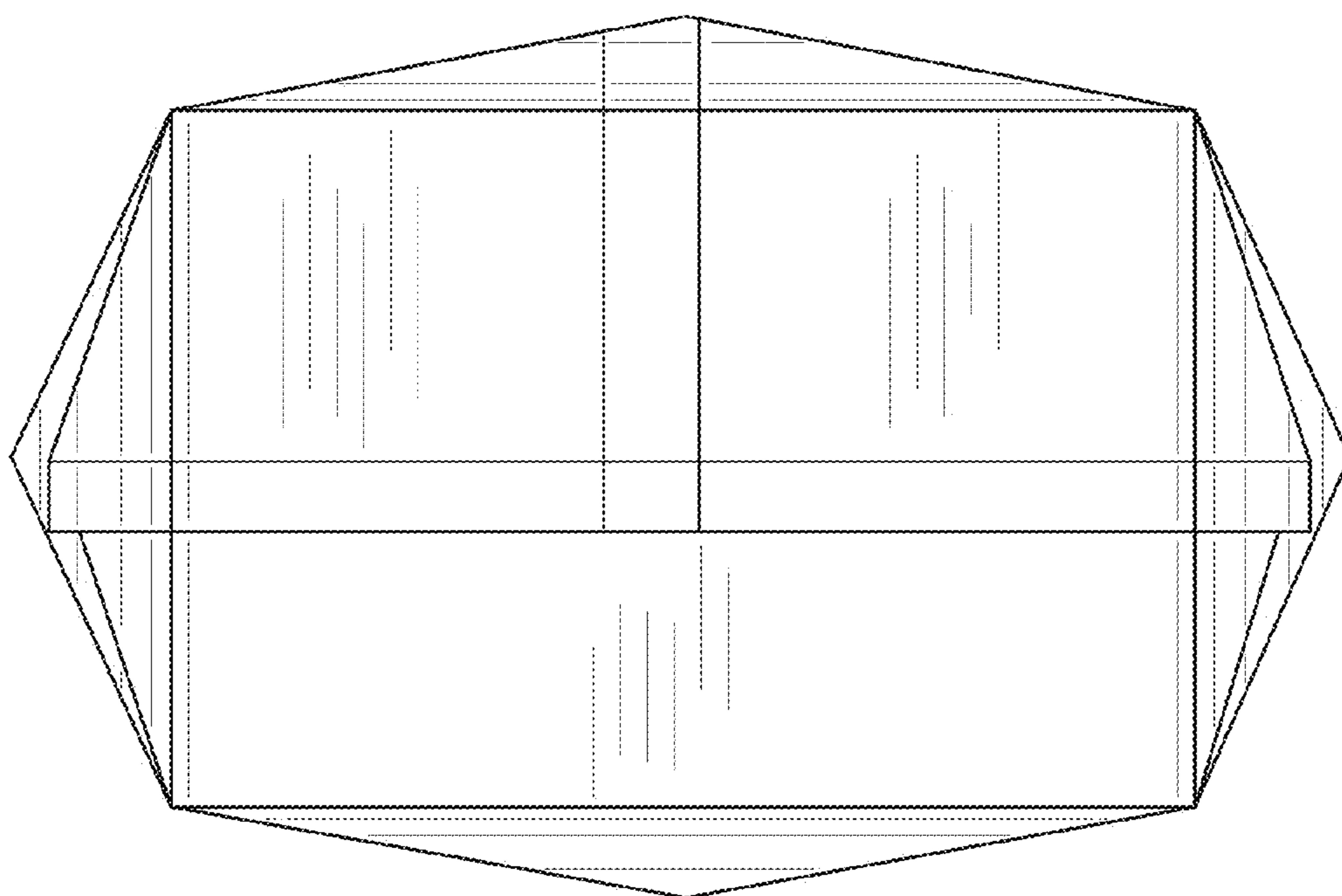


FIG. 6

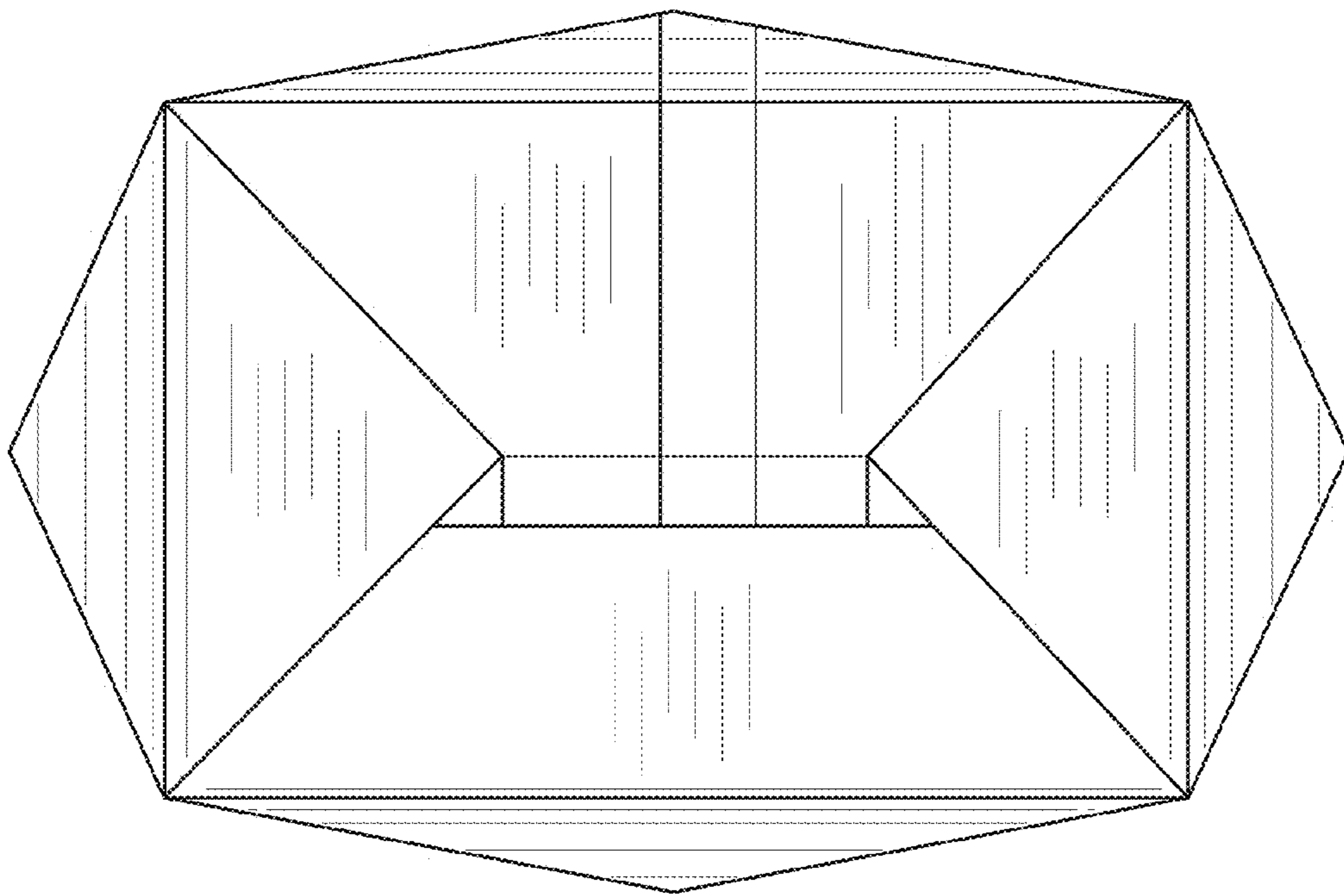


FIG. 7