



US00D715639S

(12) **United States Design Patent**  
**Sumiyoshi et al.**

(10) **Patent No.:** **US D715,639 S**  
(45) **Date of Patent:** **\*\* Oct. 21, 2014**

(54) **CONTAINER**

(71) Applicant: **Otsuka Pharmaceutical Factory, Inc.**,  
Tokushima (JP)

(72) Inventors: **Nobuaki Sumiyoshi**, Tokushima (JP);  
**Masamori Sano**, Tokushima (JP);  
**Yosuke Samejima**, Tokushima (JP)

(73) Assignee: **Otsuka Pharmaceutical Factory, Inc.**,  
Tokushima (JP)

(\*\*) Term: **14 Years**

(21) Appl. No.: **29/481,288**

(22) Filed: **Feb. 4, 2014**

(30) **Foreign Application Priority Data**

Aug. 9, 2013 (JP) ..... 2013-018349

(51) **LOC (10) Cl.** ..... **09-03**

(52) **U.S. Cl.**  
USPC ..... **D9/424**

(58) **Field of Classification Search**  
CPC ..... B65D 2571/0066; B65D 2571/70;  
B65D 1/34; B65D 1/36; B65D 75/327;  
B65D 5/5038; B65D 5/503; B65D 5/72;  
B65D 25/04; B65D 2543/00296; B65D  
2543/00194; B65D 27/08; B65D 83/0445;  
B65D 83/04; B65D 81/3453  
USPC ..... D9/414, 424, 430, 730, 732; D7/550.1,  
D7/553.1, 554.3; D24/121, 227, 229;  
206/349, 362, 363, 367, 368, 538, 557,  
206/563, 564

See application file for complete search history.

(56) **References Cited**

U.S. PATENT DOCUMENTS

D222,312 S *	10/1971	Kurtz .....	D24/117
4,840,276 A *	6/1989	George .....	206/499
D336,406 S *	6/1993	Wytiuk .....	D7/504
D345,911 S *	4/1994	Elbaz .....	D9/425
D518,721 S *	4/2006	Wahl et al. ....	D9/457
D549,094 S *	8/2007	Oner et al. ....	D9/425
D708,056 S *	7/2014	Larson et al. ....	D9/424

\* cited by examiner

*Primary Examiner* — Derrick Holland

*Assistant Examiner* — Lauren Calve

(74) *Attorney, Agent, or Firm* — McDonald Hopkins LLC

(57) **CLAIM**

The ornamental design for a container, as shown and described.

**DESCRIPTION**

FIG. 1 is a perspective view of a container showing our new design;  
FIG. 2 is a front view thereof;  
FIG. 3 is a back view thereof;  
FIG. 4 is a top plan view thereof;  
FIG. 5 is a bottom plan view thereof;  
FIG. 6 is a right view thereof, the left view being a mirror image; and,  
FIG. 7 is a cross-sectional view taken from lines 7-7 indicated in FIG. 2.

**1 Claim, 7 Drawing Sheets**

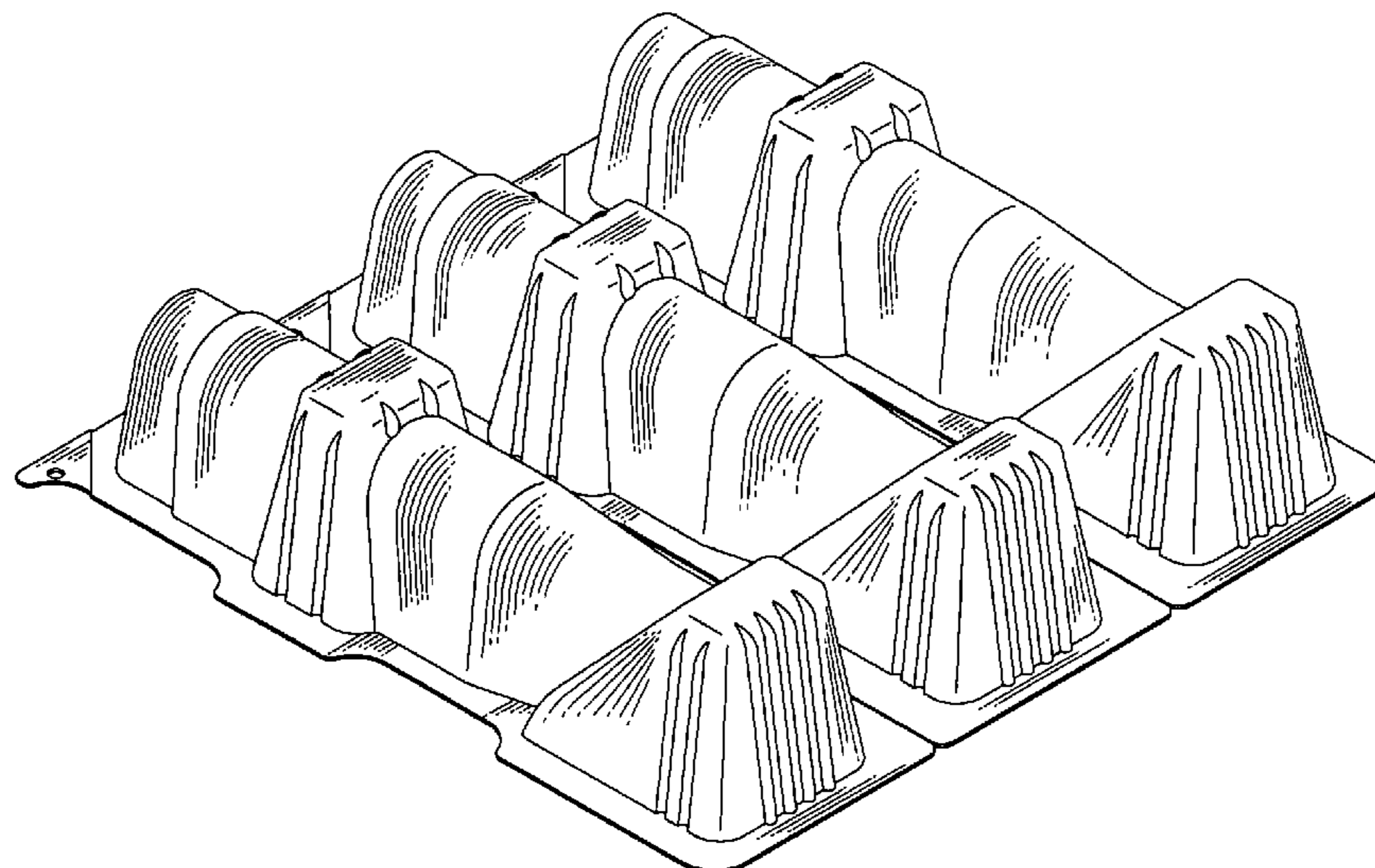


Fig. 1

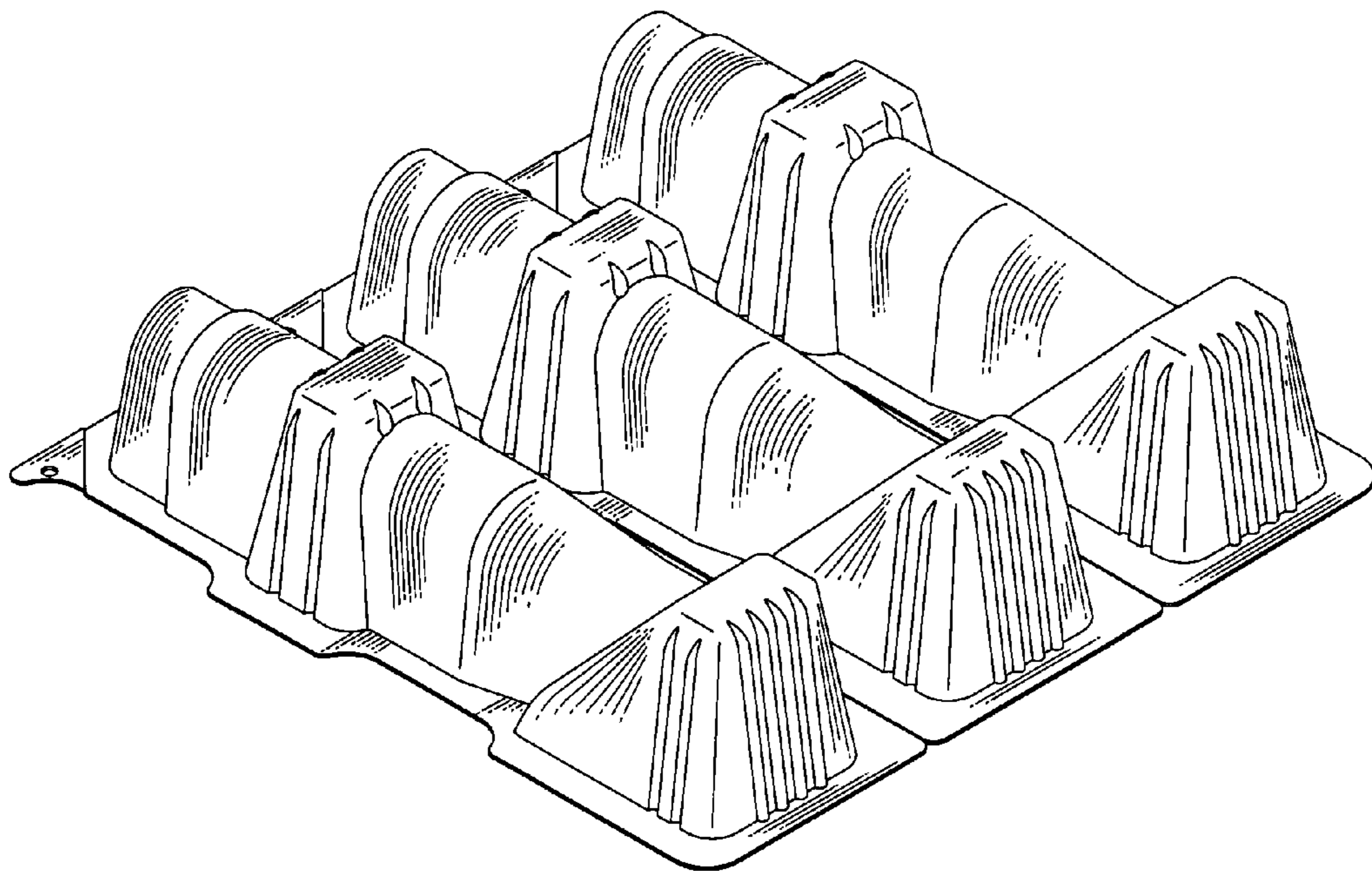


Fig.2

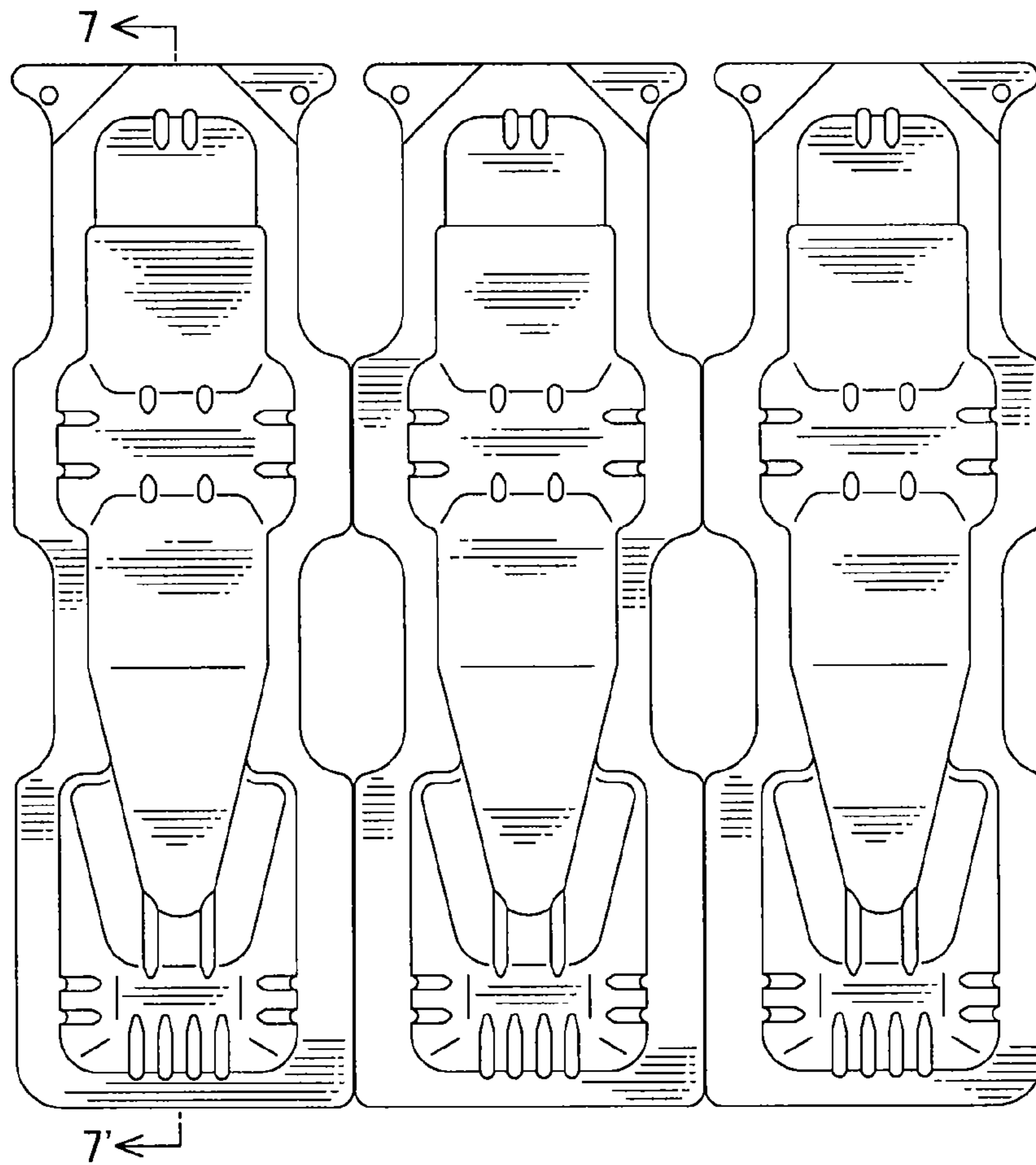


Fig.3

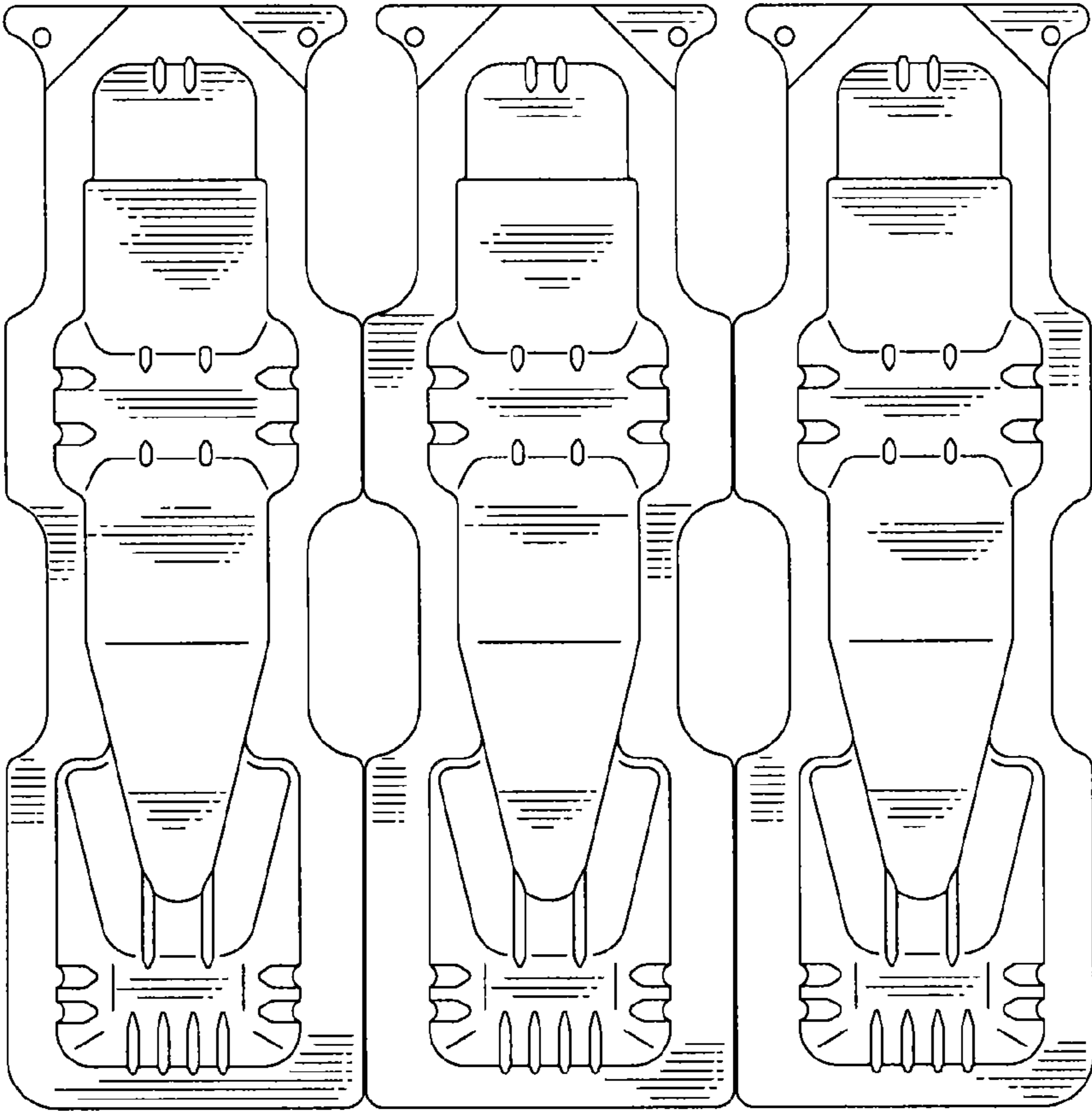


Fig.4

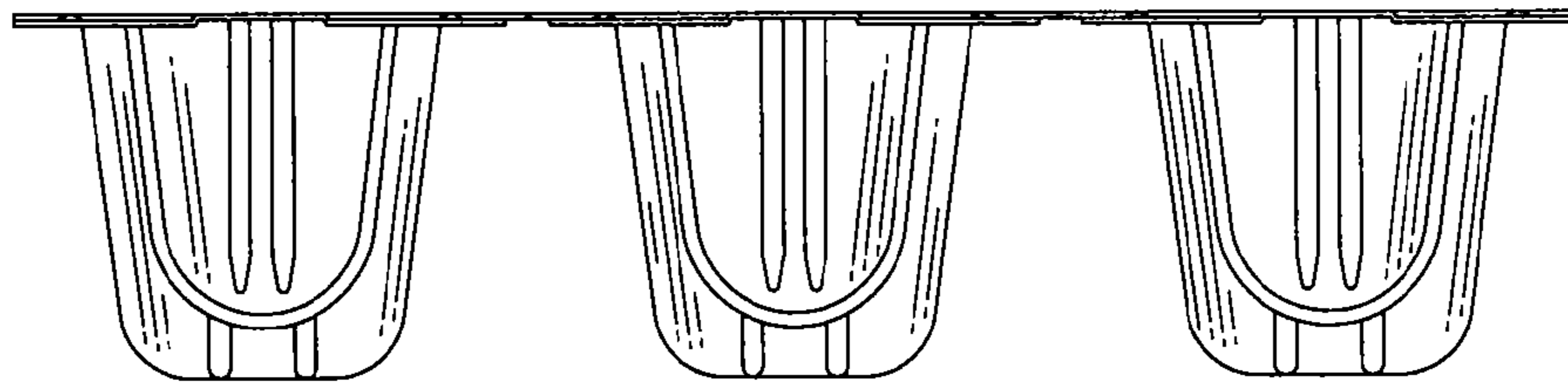


Fig.5

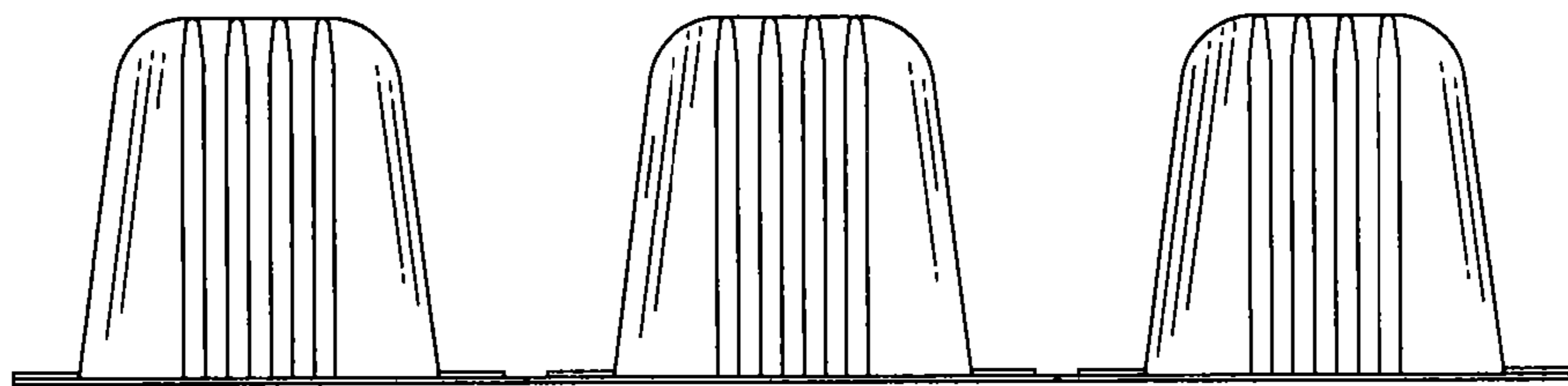


Fig.6

