

US00D715635S

(12) **United States Design Patent**  
**Brown et al.**

(10) **Patent No.:** **US D715,635 S**  
(45) **Date of Patent:** **\*\* Oct. 21, 2014**

(54) **PACKAGING CONTAINER FOR CAR FLOOR MATS**

(71) Applicant: **Who-Rae Pty Ltd**, South Melbourne (AU)

(72) Inventors: **Warwick James Brown**, North Melbourne (AU); **Giles Frederick Matthews**, Hawthorn (AU); **Lorrin Megan Windahl**, Spotswood (AU); **Andrew Joseph Fanning**, Northcote (AU)

(73) Assignee: **Who-Rae Pty Ltd**, South Melbourne (AU)

(\*\*) Term: **14 Years**

(21) Appl. No.: **29/456,923**

(22) Filed: **Jun. 5, 2013**

(51) **LOC (10) Cl.** ..... **09-03**

(52) **U.S. Cl.**  
USPC ..... **D9/415**

(58) **Field of Classification Search**  
USPC ..... D9/415, 418, 305, 705, 635, 672, 675, D9/722, 424, 443, 457, 499; 206/491, 527, 206/806, 449, 335; 220/4.22  
See application file for complete search history.

(56) **References Cited**

**U.S. PATENT DOCUMENTS**

3,987,958 A \* 10/1976 Kamins et al. .... 383/15  
4,856,654 A \* 8/1989 Reuben ..... 206/449

D326,613 S \* 6/1992 Babcock et al. .... D9/455  
5,152,404 A \* 10/1992 Salrin et al. .... 211/46  
D345,908 S \* 4/1994 Wallach ..... D9/705  
5,595,300 A \* 1/1997 Paik et al. .... 206/449  
D430,030 S \* 8/2000 DuCorday ..... D9/443  
D525,661 S \* 7/2006 Hussaini et al. .... D20/43  
D559,103 S \* 1/2008 Van Handel et al. .... D9/434  
D584,770 S \* 1/2009 Bizzell ..... D19/26  
8,087,520 B2 \* 1/2012 Milella et al. .... 211/45  
8,720,842 B2 \* 5/2014 Huang et al. .... 248/339  
2011/0095155 A1 \* 4/2011 Milella et al. .... 248/339

\* cited by examiner

*Primary Examiner* — Ian Simmons

*Assistant Examiner* — Rhea Shields

(74) *Attorney, Agent, or Firm* — Fredrikson & Byron, P.A.

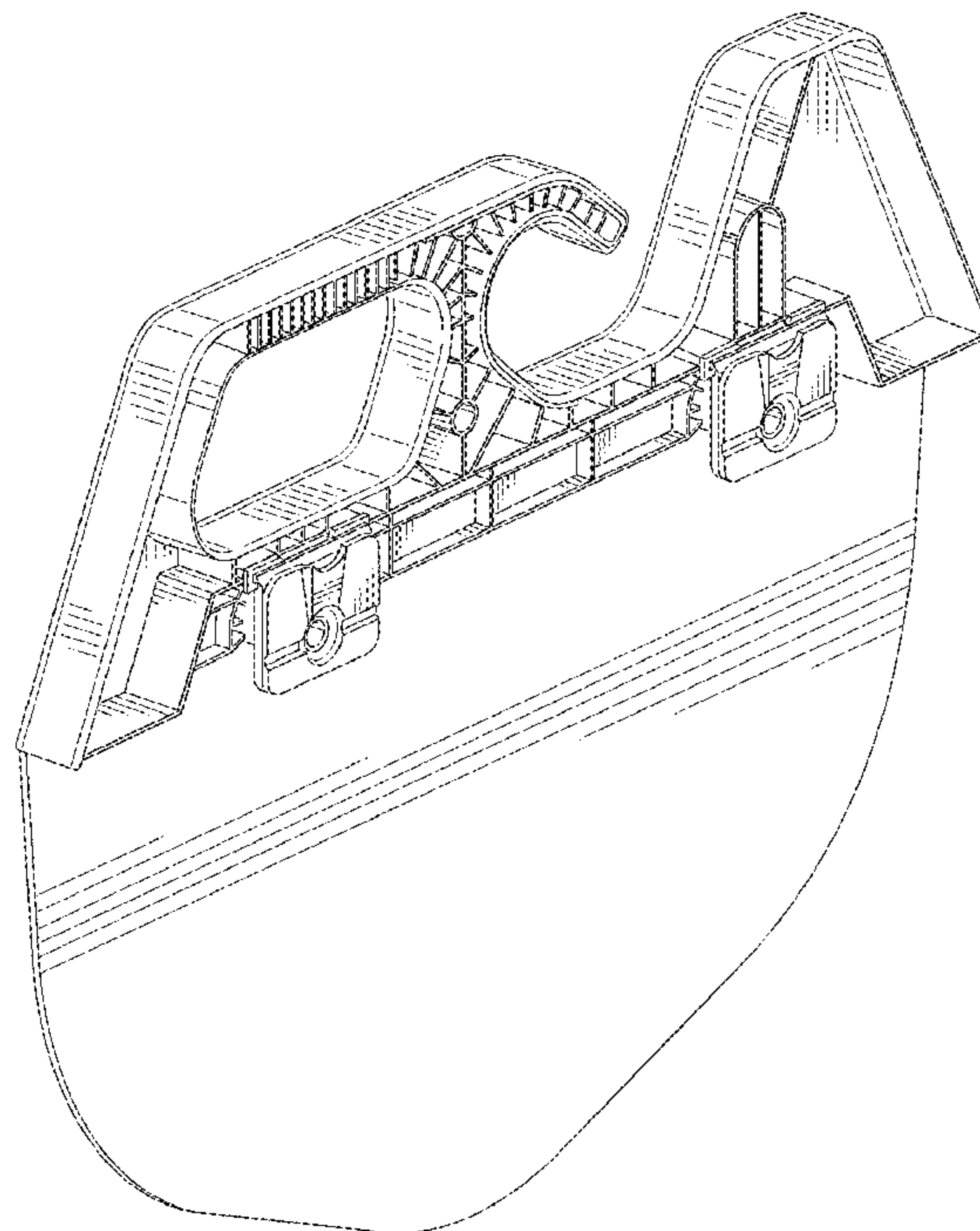
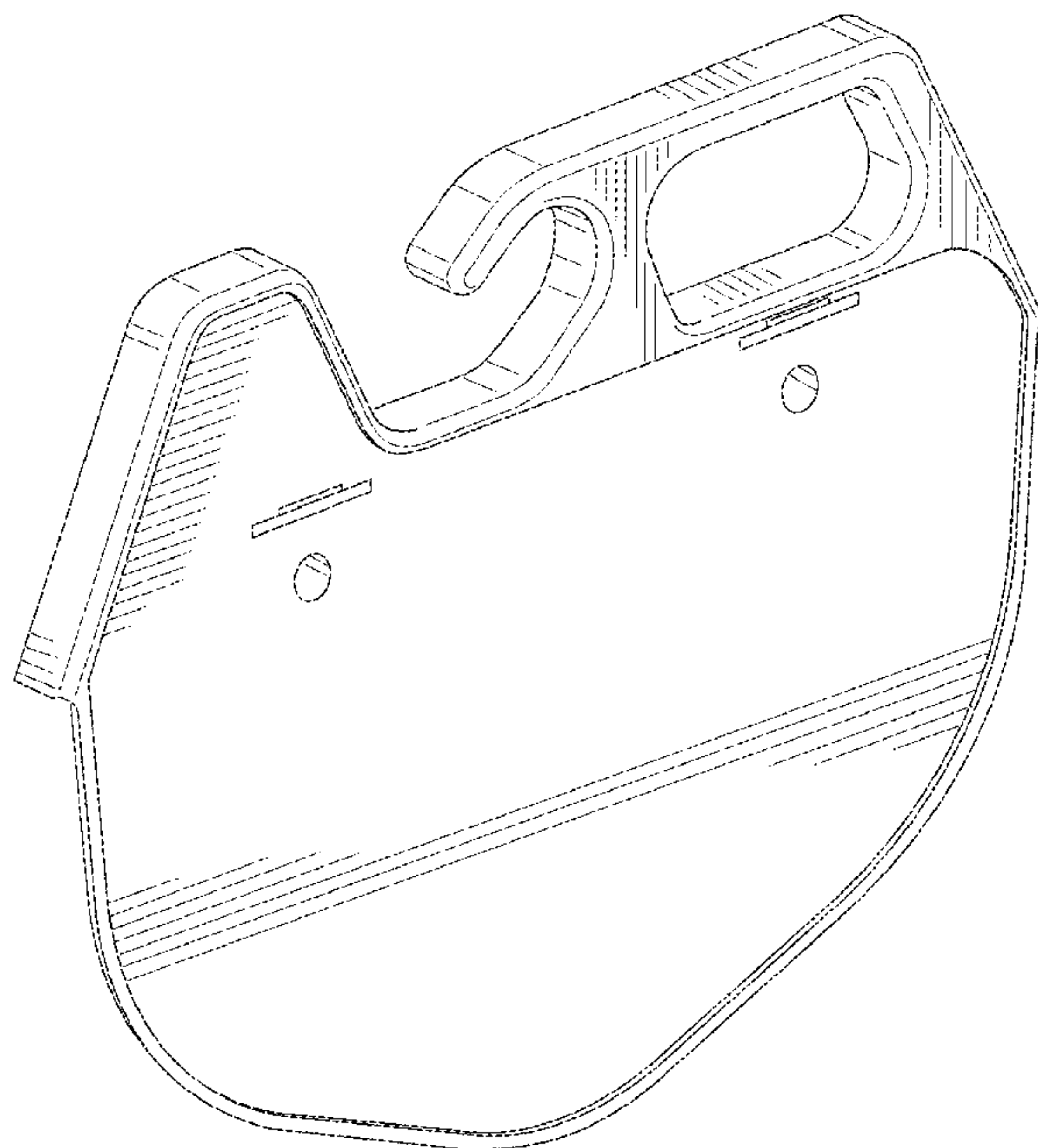
(57) **CLAIM**

We claim the ornamental design for packaging container for car floor mats, as shown and described.

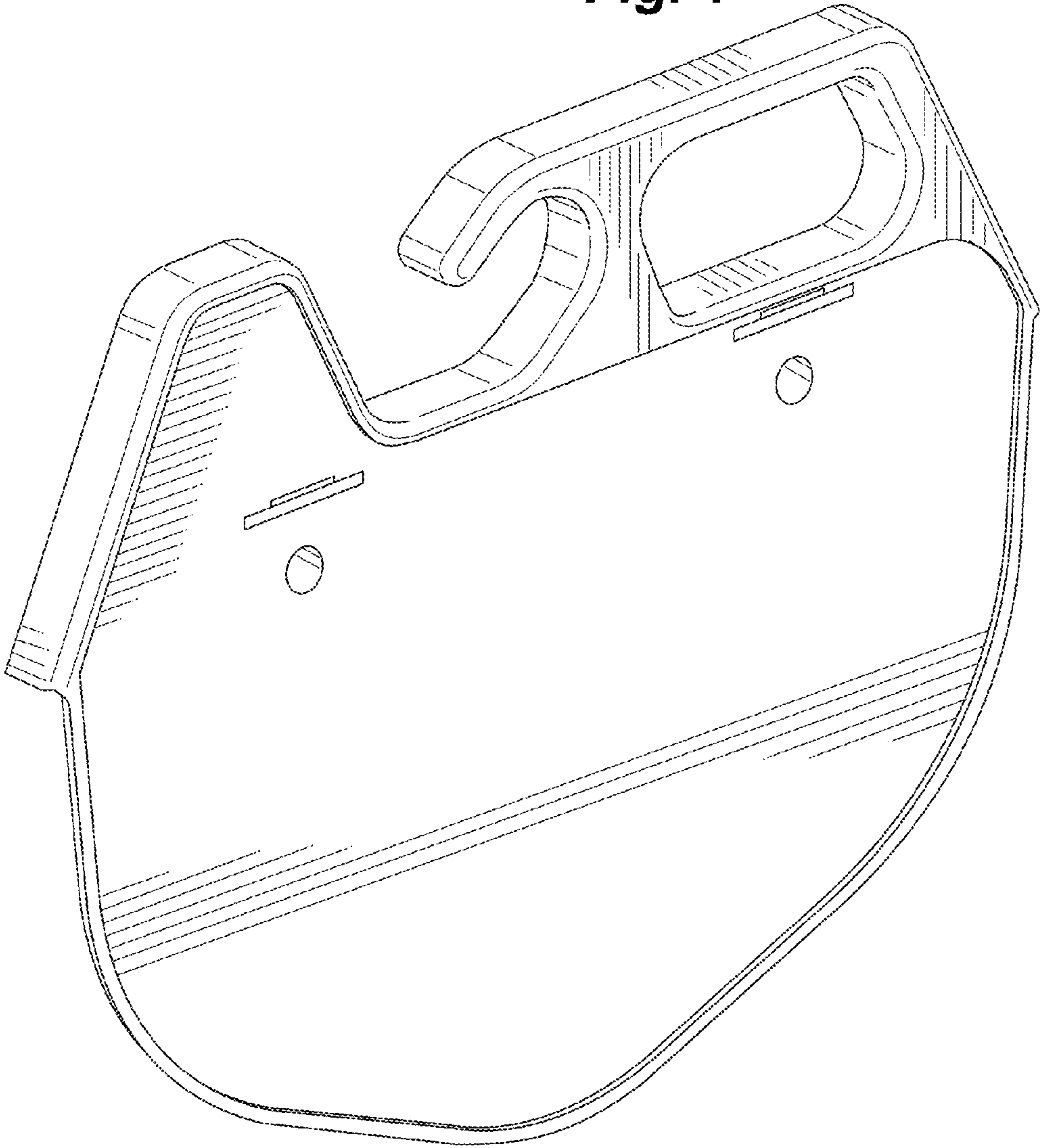
**DESCRIPTION**

FIG. 1 is a perspective view of our new design for a packaging container for car floor mats;  
FIG. 2 is another perspective view thereof;  
FIG. 3 is a front view thereof;  
FIG. 4 is a rear view thereof;  
FIG. 5 is a top view thereof;  
FIG. 6 is bottom view thereof; and,  
FIG. 7 is a side view thereof, the opposite side view being a mirror image thereof.  
The broken lines form no part of the claimed design.

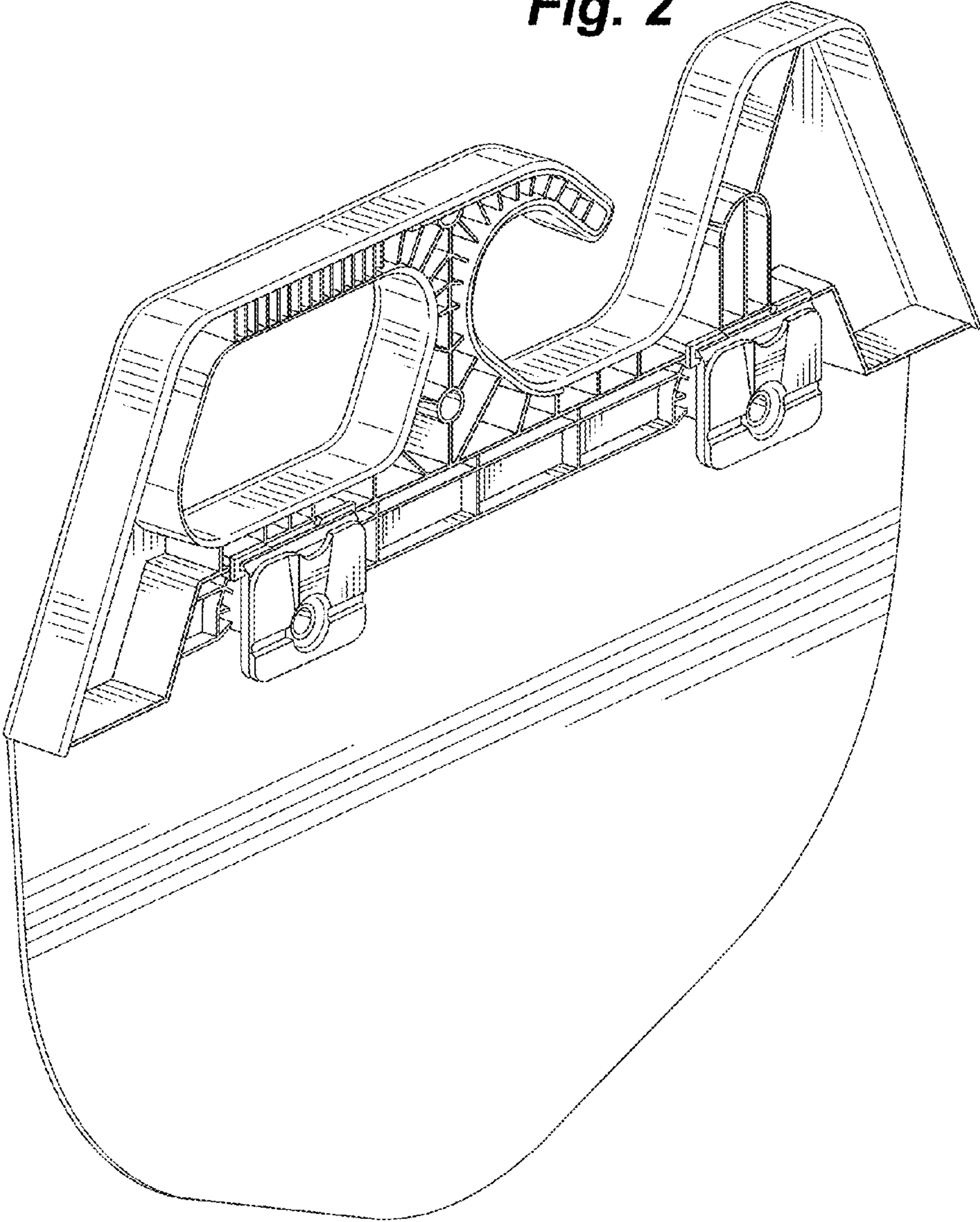
**1 Claim, 4 Drawing Sheets**



**Fig. 1**

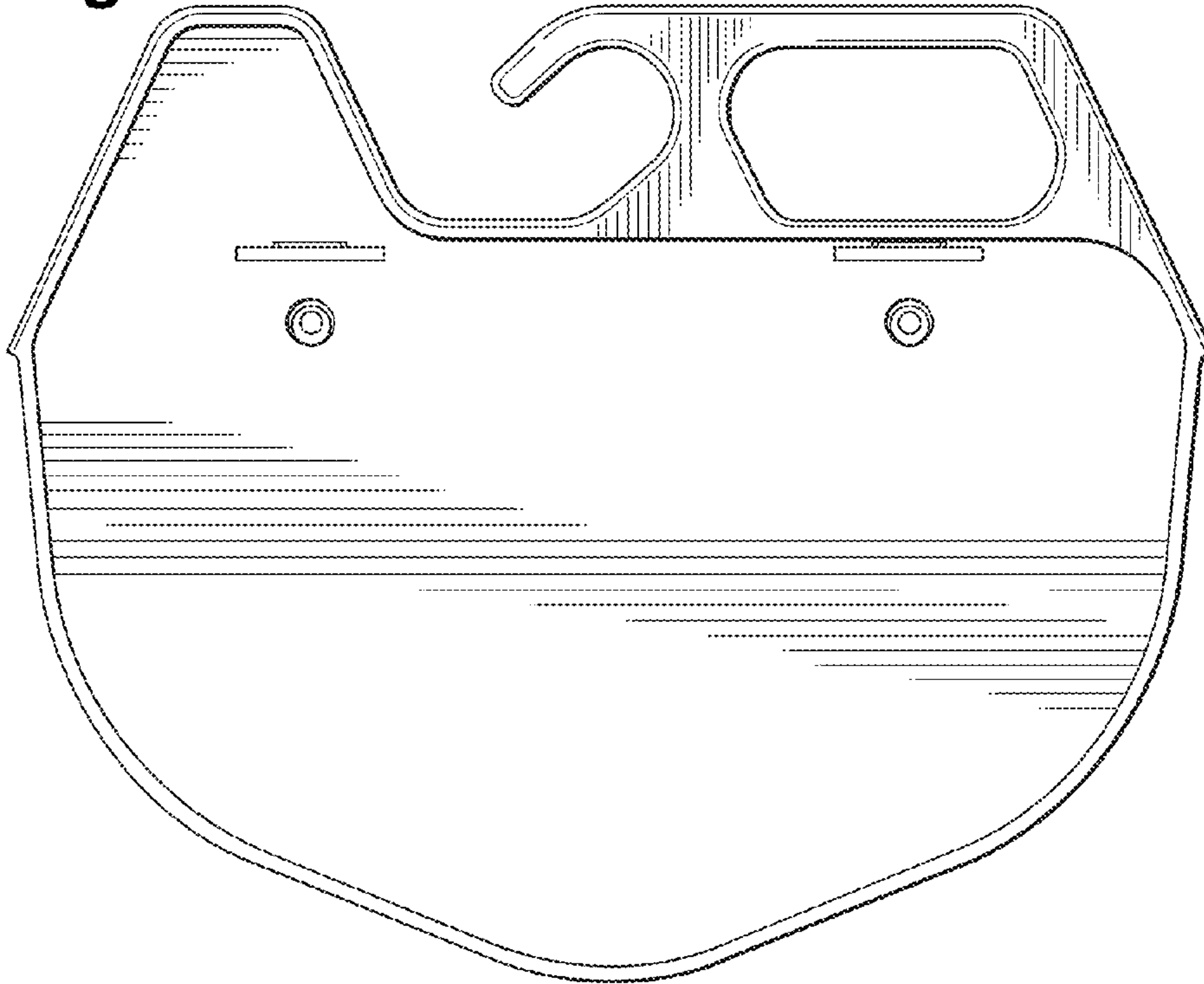


**Fig. 2**

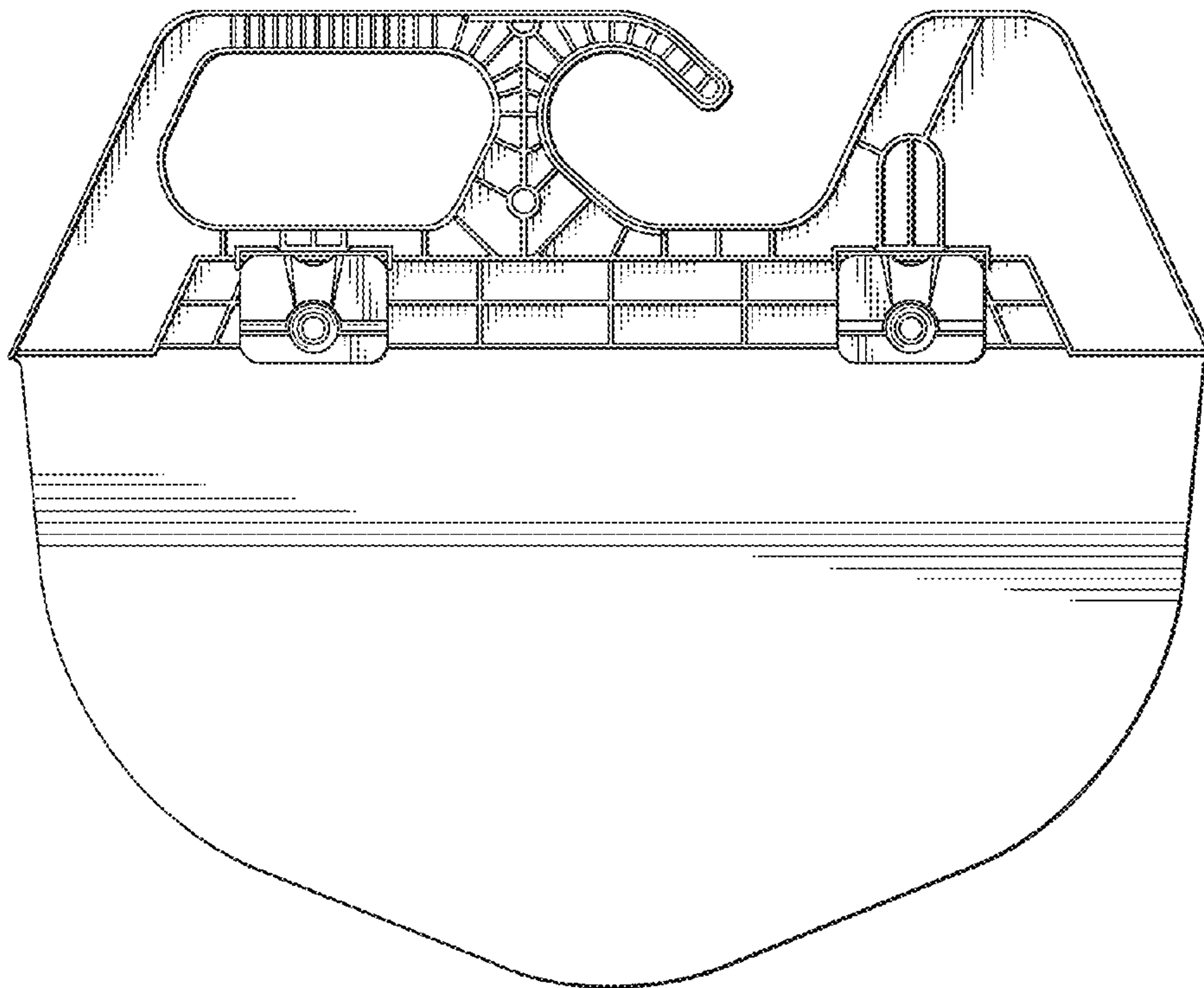




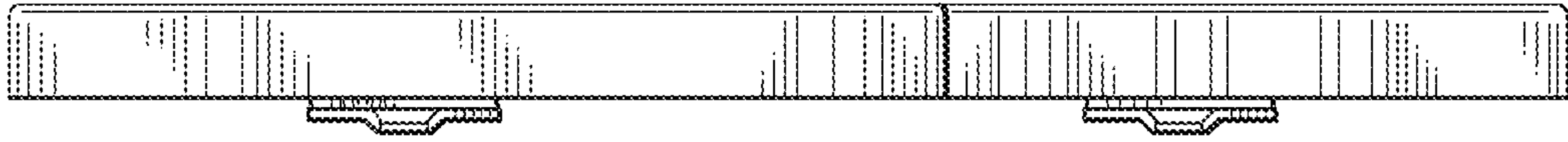
**Fig. 3**



**Fig. 4**



**Fig. 5**



**Fig. 6**



**Fig. 7**

