



US00D715631S

(12) **United States Design Patent**
Szymanski

(10) **Patent No.:** **US D715,631 S**
(45) **Date of Patent:** **** Oct. 21, 2014**

(54) **CLIP DEVICE**

(71) Applicant: **Aaron Szymanski**, Thomaston, CT (US)

(72) Inventor: **Aaron Szymanski**, Thomaston, CT (US)

(73) Assignee: **IdeaVillage Products, Corp**, Wayne, NJ (US)

(**) Term: **14 Years**

(21) Appl. No.: **29/474,029**

(22) Filed: **May 5, 2014**

(51) **LOC (10) Cl.** **08-08**

(52) **U.S. Cl.**
USPC **D8/395**

(58) **Field of Classification Search**
USPC D8/354, 356, 371, 394-396; D19/65, D19/86; D24/128; 248/74.2, 215, 227.1, 49, 248/300, 301, 316.7, 51, 489; 24/570, 3.12; D32/61; D11/78.1; D3/215
See application file for complete search history.

(56) **References Cited**

U.S. PATENT DOCUMENTS

881,757	A	*	3/1908	Winsor	24/10	A
1,372,959	A	*	3/1921	Klenck	24/10	A
D156,659	S	*	12/1949	Reed	D8/395	
2,566,837	A	*	9/1951	Huelsmeyer	40/658	
4,619,020	A	*	10/1986	Lecher, Sr.	24/10	A
D352,963	S	*	11/1994	Siler	D19/83	
D363,453	S	*	10/1995	Herdt	D11/78.1	
D478,630	S	*	8/2003	Riggins	D19/83	
D523,330	S	*	6/2006	Mattesky	D8/395	
D531,891	S	*	11/2006	Nawrocki	D8/395	
D536,735	S	*	2/2007	Johnson	D19/81	
D537,329	S	*	2/2007	Blanton	D8/395	
D538,147	S	*	3/2007	James	D8/395	
D539,291	S	*	3/2007	Li et al.	D14/447	

D555,896	S	*	11/2007	Ward-Llewellyn	D3/215	
D561,574	S	*	2/2008	Lown et al.	D8/395	
D579,807	S	*	11/2008	Richardson	D10/74	
D581,311	S	*	11/2008	Cornett	D11/78.1	
D597,827	S	*	8/2009	Brassard	D8/395	
D613,796	S	*	4/2010	Kim	D19/86	
D618,671	S	*	6/2010	Hou	D14/223	
D619,451	S	*	7/2010	Carlesso	D8/395	
D628,615	S	*	12/2010	Siegel et al.	D16/242	
D631,737	S	*	2/2011	Haas	D8/395	
D636,293	S	*	4/2011	Dolce et al.	D11/222	
D644,504	S	*	9/2011	Rieder	D8/395	
D670,903	S	*	11/2012	Ormsbee	D3/215	
D674,274	S	*	1/2013	Gasparino	D8/395	
D686,910	S	*	7/2013	Towell, Jr.	D8/395	
D688,586	S	*	8/2013	Diehl	D11/78.1	
D704,542	S	*	5/2014	Sudell	D8/395	
D705,647	S	*	5/2014	Frydlewski et al.	D8/395	
D708,284	S	*	7/2014	Litwin	D21/789	
D710,741	S	*	8/2014	Hirschorn	D11/78.1	
D711,284	S	*	8/2014	Crumbley	D11/215	
2010/0254123	A1	*	10/2010	Brown	362/191	

* cited by examiner

Primary Examiner — John Windmuller

(74) *Attorney, Agent, or Firm* — Dan DeLaRosa

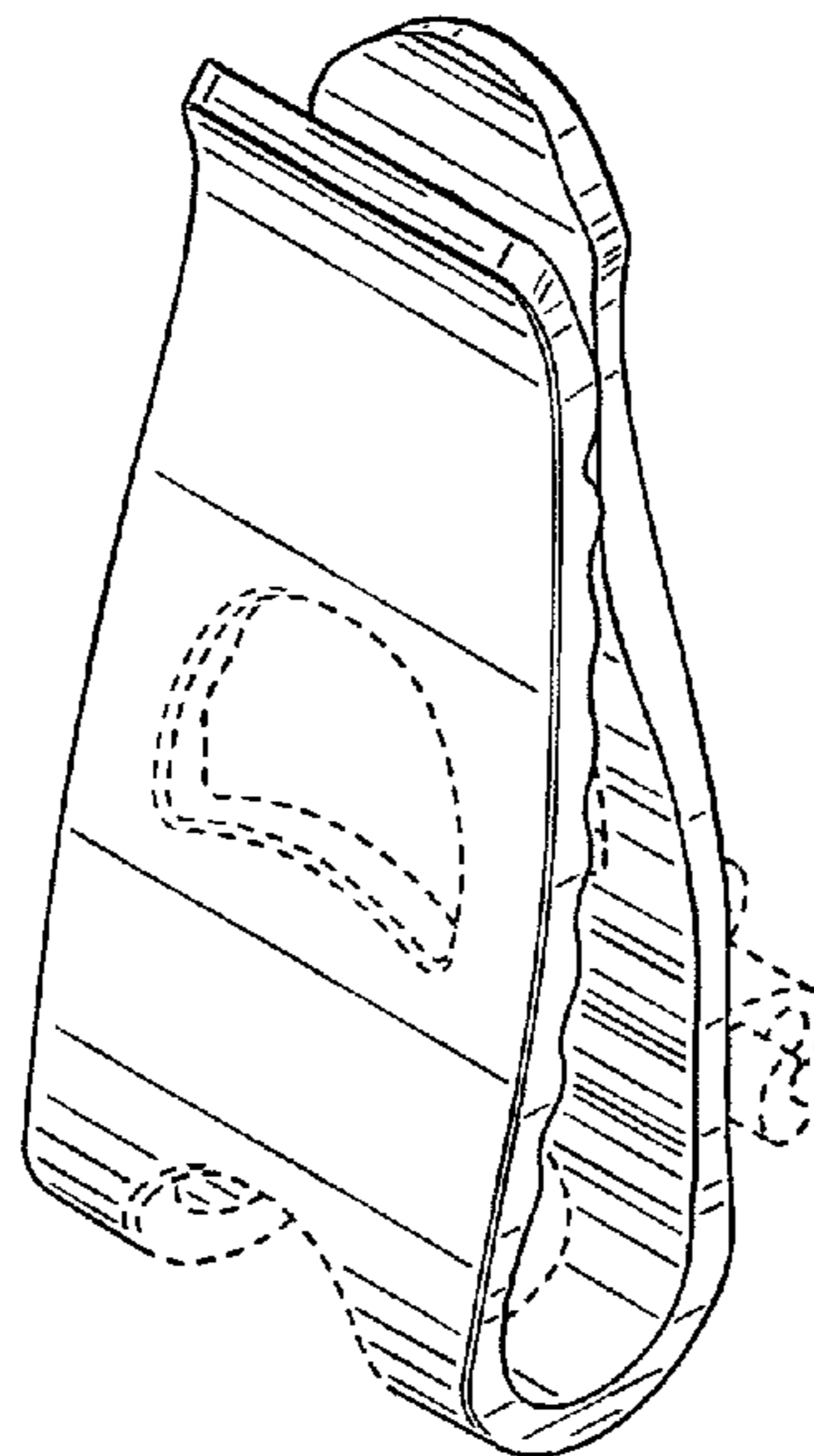
(57) **CLAIM**

The ornamental design for a clip device, as shown and described.

DESCRIPTION

FIG. 1 is a front perspective view of the clip device of the present invention showing my new design; FIG. 2 is a front side elevation view thereof; FIG. 3 is a back side elevation view thereof; FIG. 4 is a side elevation view thereof; FIG. 5 is another side elevation view thereof; FIG. 6 is a top plan view thereof; and, FIG. 7 is a bottom plan view thereof.

1 Claim, 6 Drawing Sheets



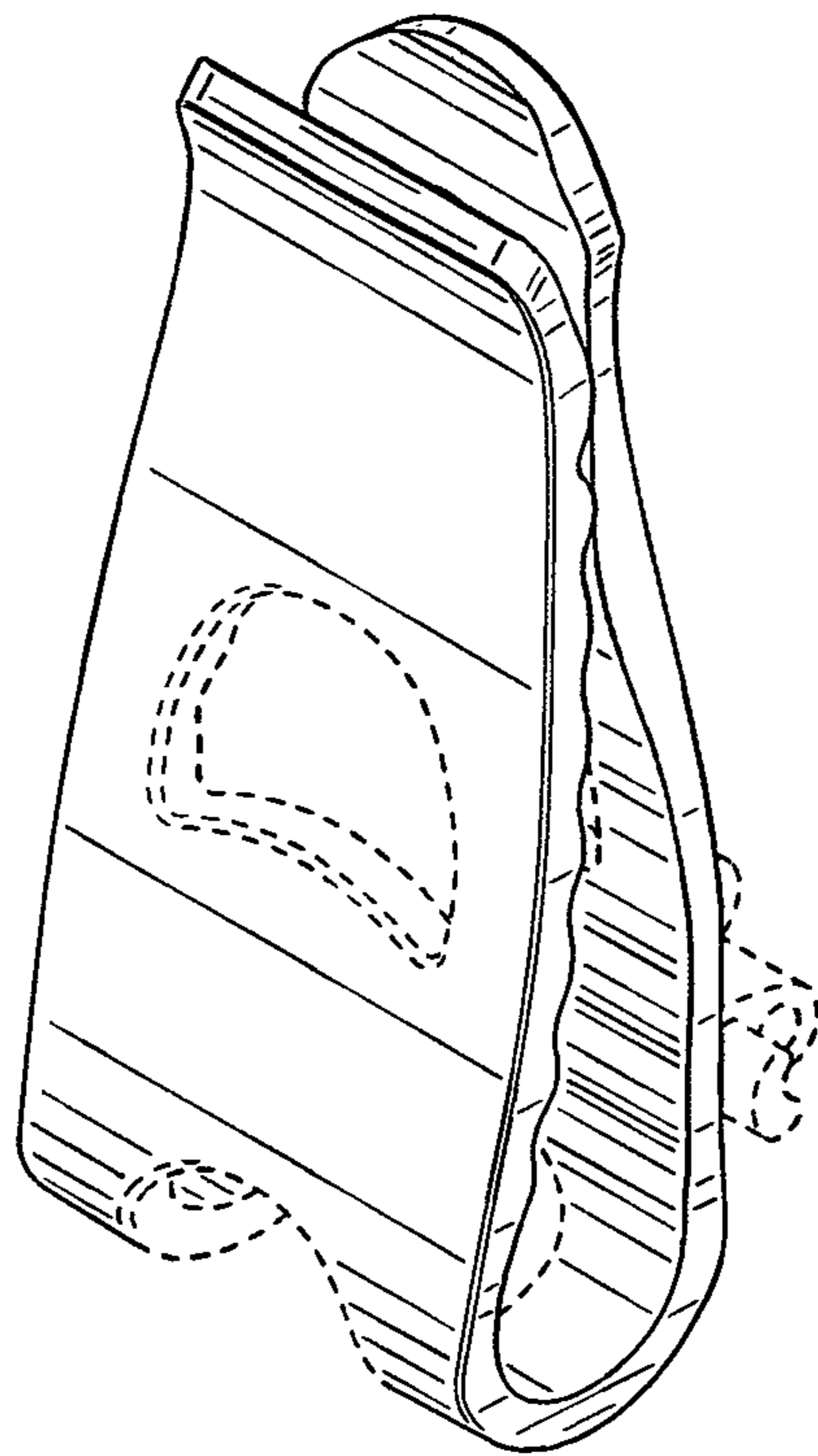


FIG. 1

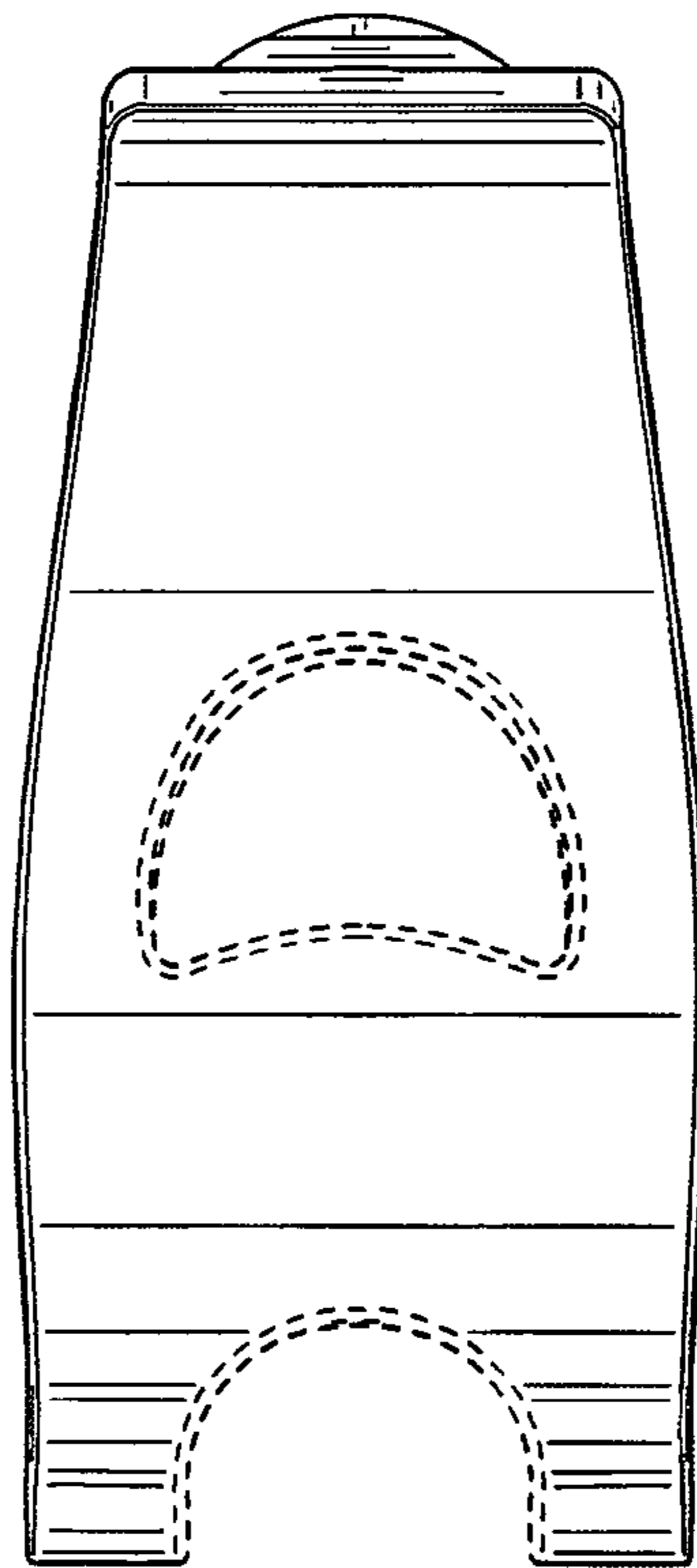


FIG. 2

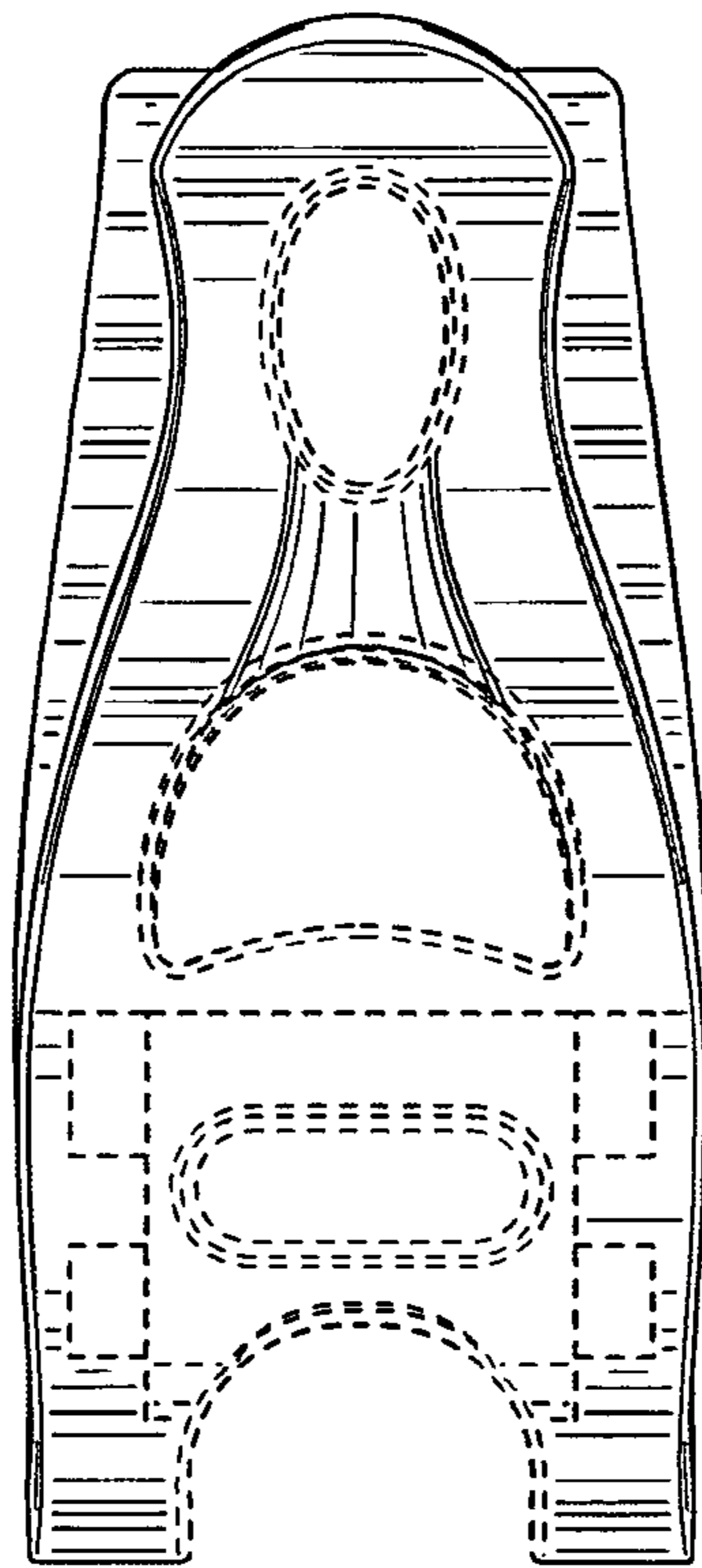


FIG. 3

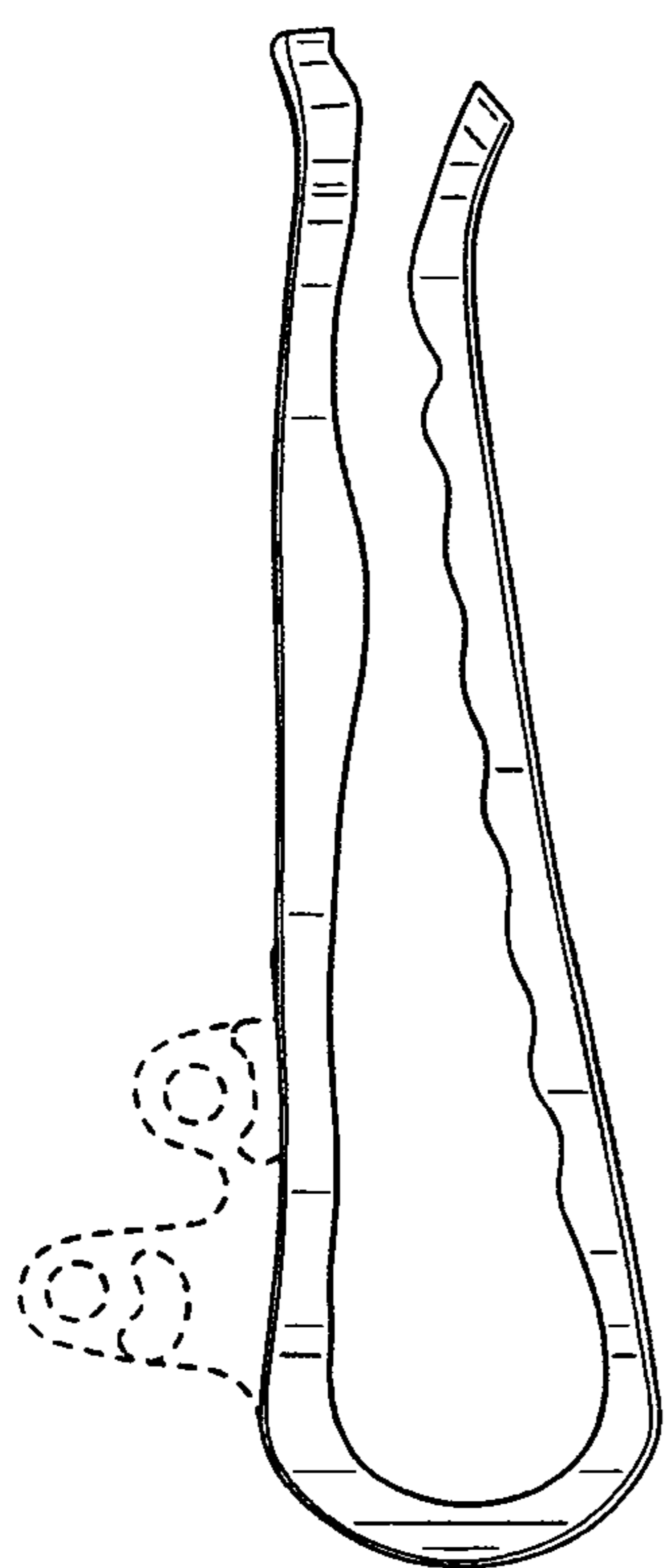


FIG. 4

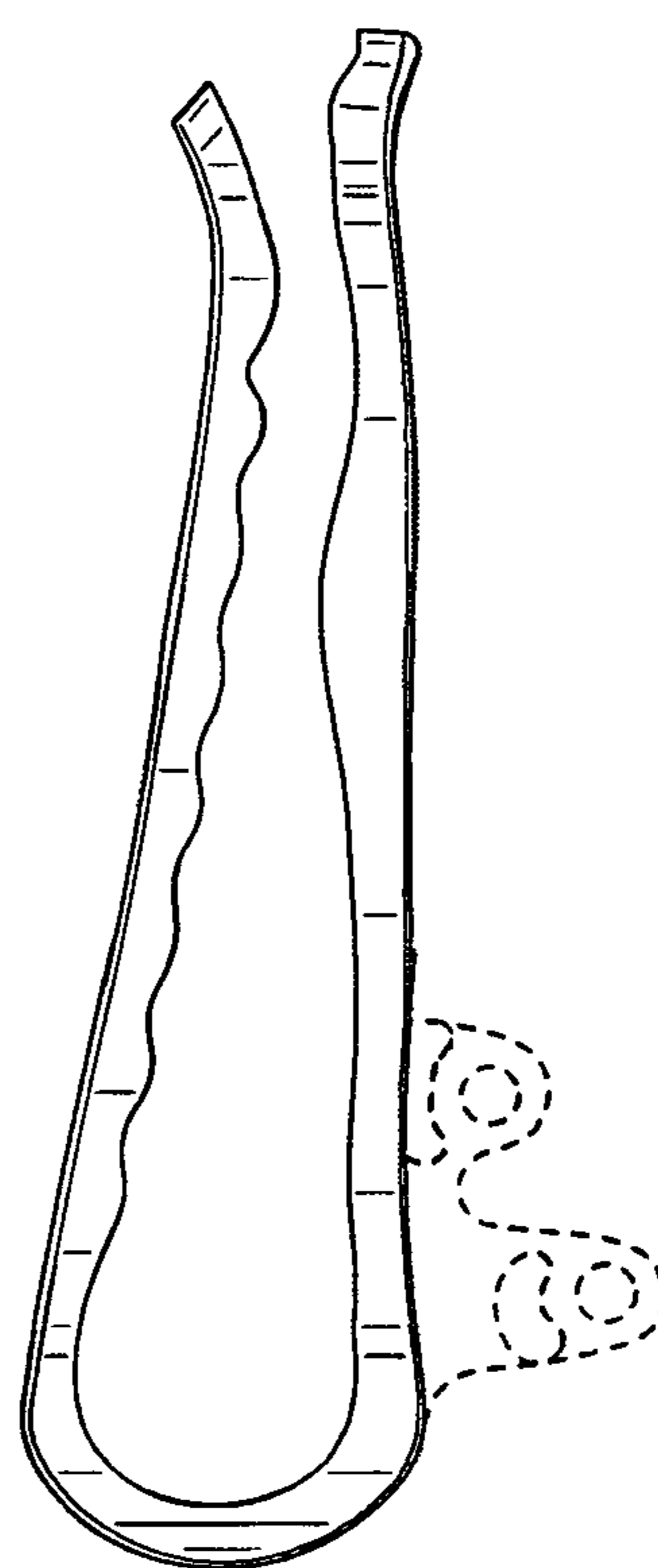


FIG. 5

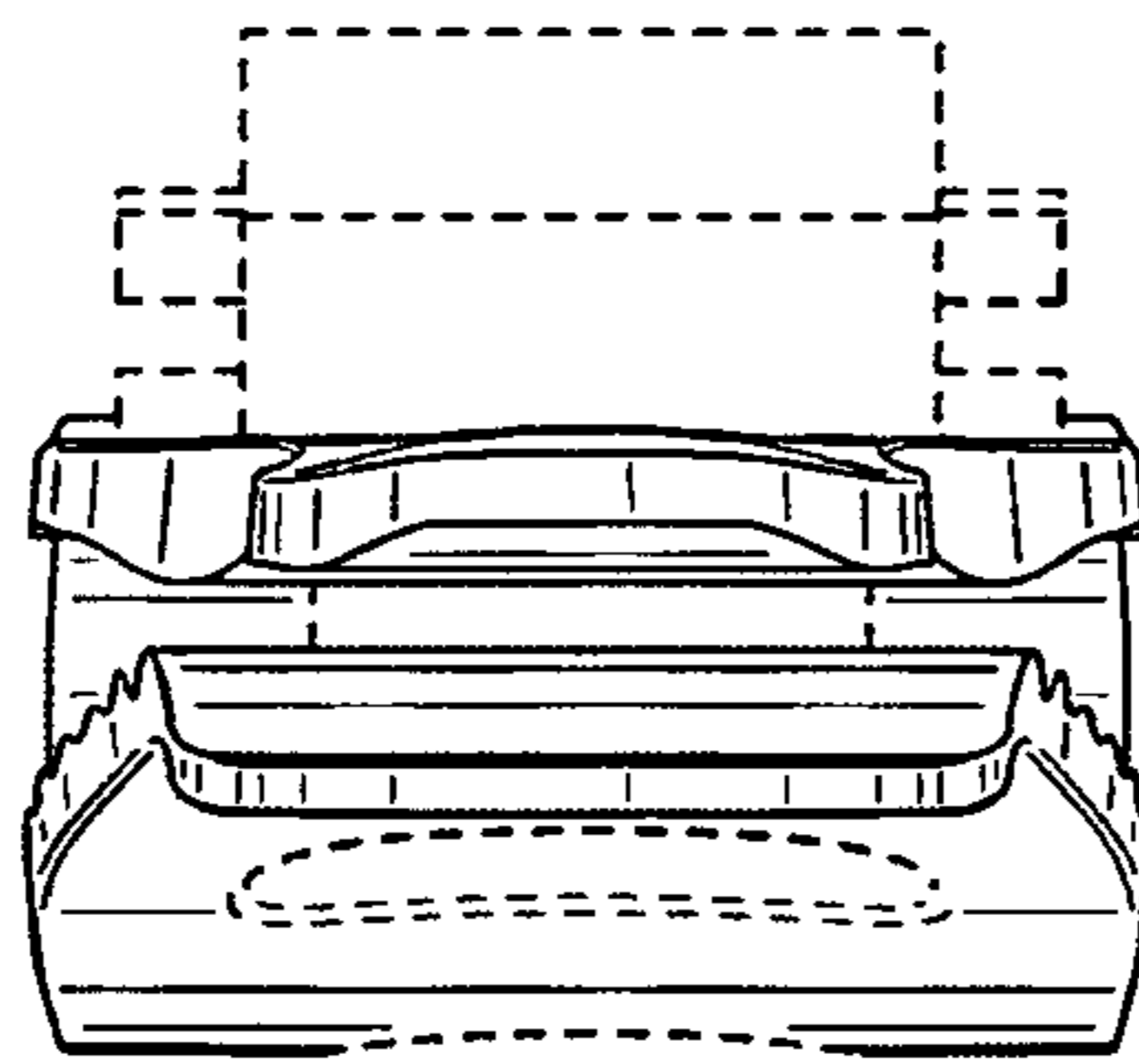


FIG. 6

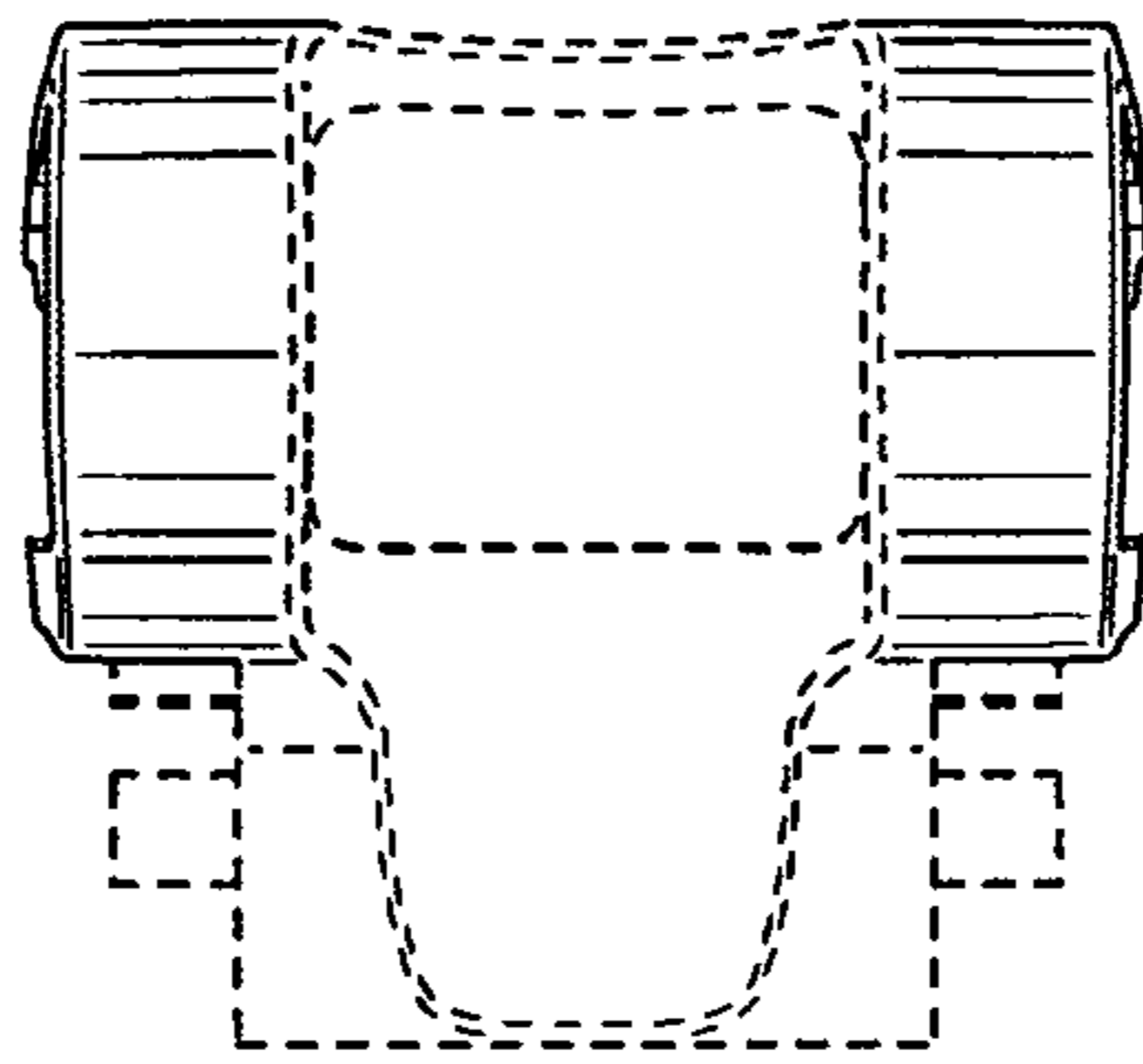


FIG. 7