



US00D715612S

(12) **United States Design Patent**
Halstead

(10) **Patent No.:** **US D715,612 S**
(45) **Date of Patent:** **** Oct. 21, 2014**

- (54) **IMPACT SOCKET**
- (71) Applicant: **David Halstead**, Alta Loma, CA (US)
- (72) Inventor: **David Halstead**, Alta Loma, CA (US)
- (**) Term: **14 Years**
- (21) Appl. No.: **29/436,598**
- (22) Filed: **Nov. 7, 2012**
- (51) **LOC (10) Cl.** **08-05**
- (52) **U.S. Cl.**
USPC **D8/29**
- (58) **Field of Classification Search**
USPC D8/29; 81/60, 177.1, 177.85, 121.1,
81/124.3, 165-170, 110.1, 176.2, 124.6,
81/176.1, 176.15, 177.2; 16/110.1
See application file for complete search history.

6,354,176 B1 * 3/2002 Nordlin 81/124.4
 D472,778 S 4/2003 Halstead
 7,313,988 B2 * 1/2008 Williams et al. 81/125
 D642,882 S * 8/2011 Lane D8/29

FOREIGN PATENT DOCUMENTS

WO WO 97/17188 5/1997

* cited by examiner

Primary Examiner — Randall Gholson

(74) *Attorney, Agent, or Firm* — Eric Karich

(57) **CLAIM**

The ornamental design for a “impact socket,” as shown and described.

DESCRIPTION

FIG. 1 is a perspective view of a impact socket, showing my new design;

FIG. 2 is a front elevational view thereof;

FIG. 3 is a rear elevational view thereof;

FIG. 4 is a left side elevational view thereof

FIG. 5 is a right side elevational view thereof;

FIG. 6 is a top plan view thereof; and,

FIG. 7 is a bottom plan view thereof.


The broken line showing of an interior of the impact socket, within an innermost circular feature, and including a square drive end and a double square drive end, show unclaimed subject matter only and forms no part of the claimed design.

(56) **References Cited**

U.S. PATENT DOCUMENTS

3,722,778	A	3/1973	Rohrberg et al.	
4,004,476	A *	1/1977	DeVrou	81/177.2
4,478,113	A	10/1984	Berneiser	
D309,244	S *	7/1990	Reed	D8/14
5,101,695	A	4/1992	Johnson	
D364,543	S	11/1995	Hennen	
6,035,747	A	3/2000	Valela	
6,129,999	A	10/2000	Ueda et al.	
D433,295	S *	11/2000	Houpe	D8/29
D433,296	S *	11/2000	Yamakawa	D8/29
6,257,104	B1	7/2001	Jarrett	

1 Claim, 2 Drawing Sheets






Fig. 1

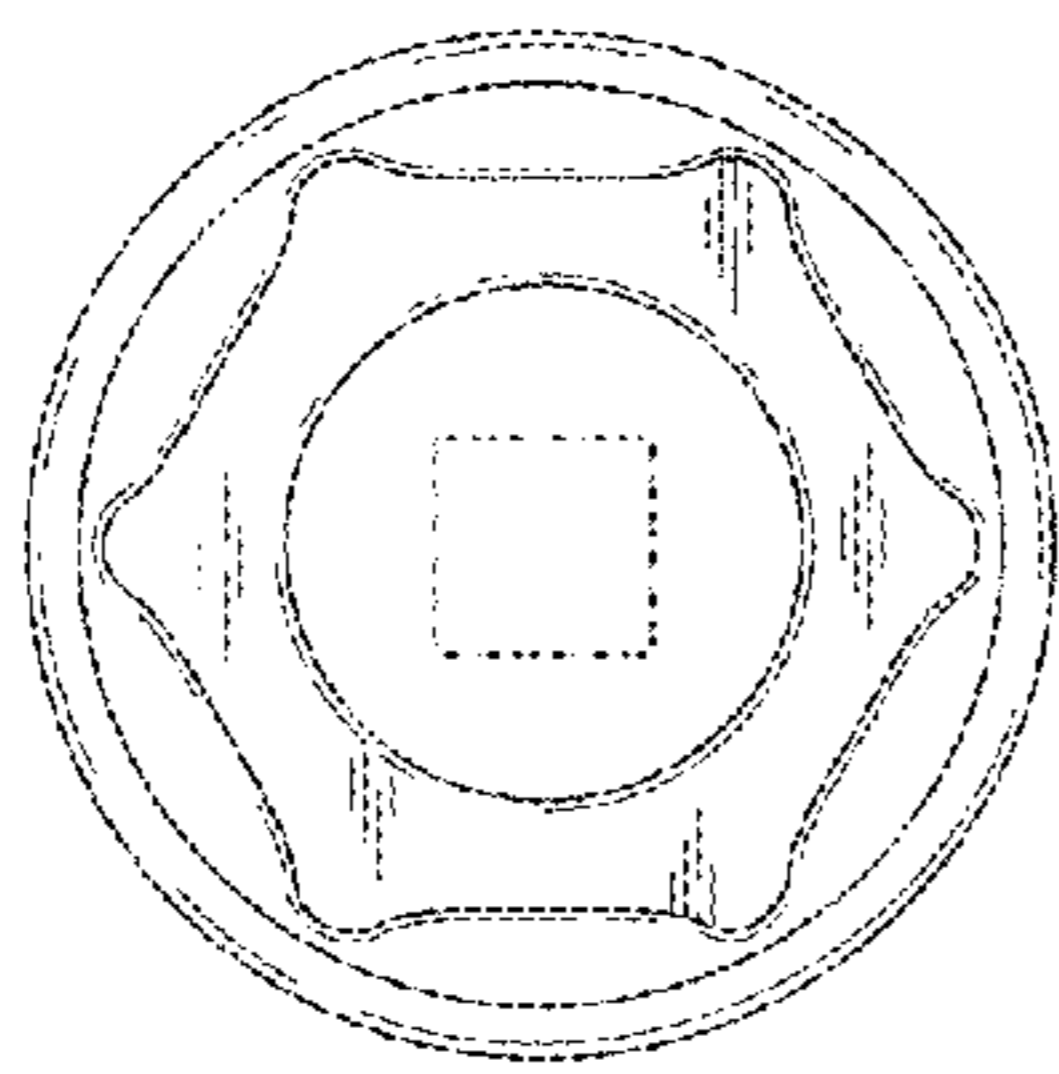


Fig. 2

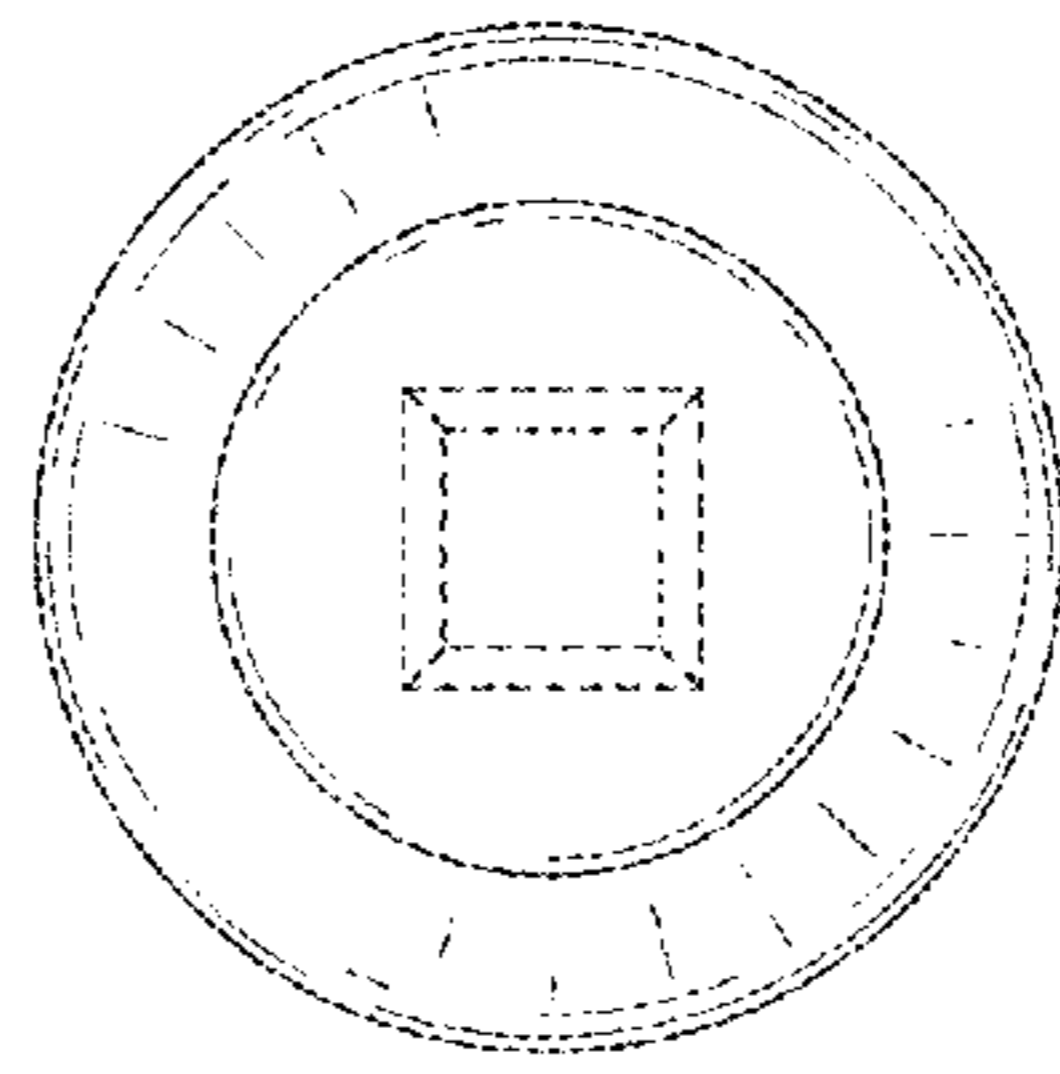


Fig. 3

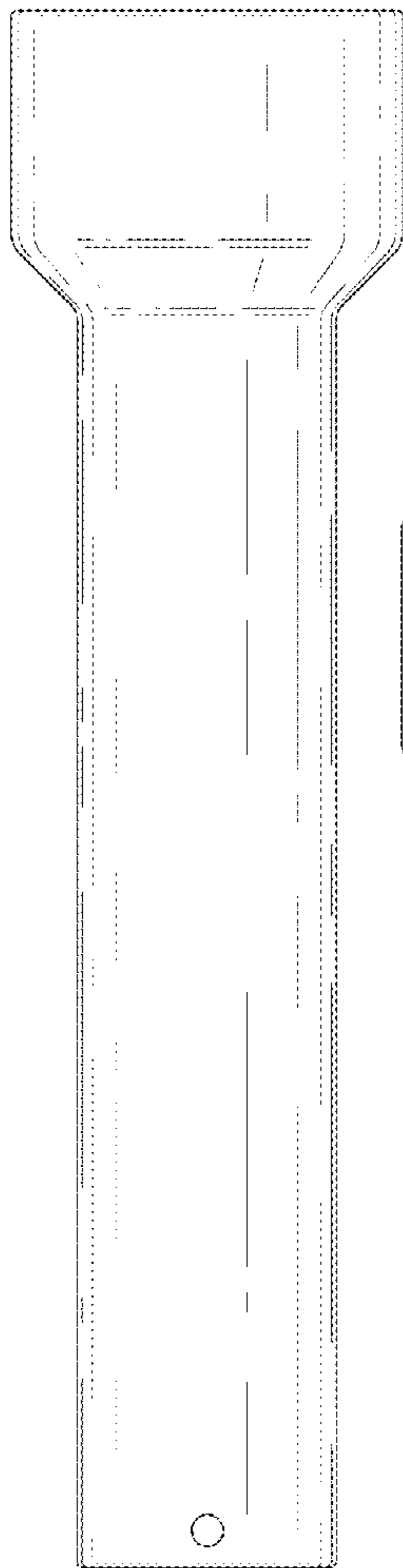


Fig. 4




Fig. 5

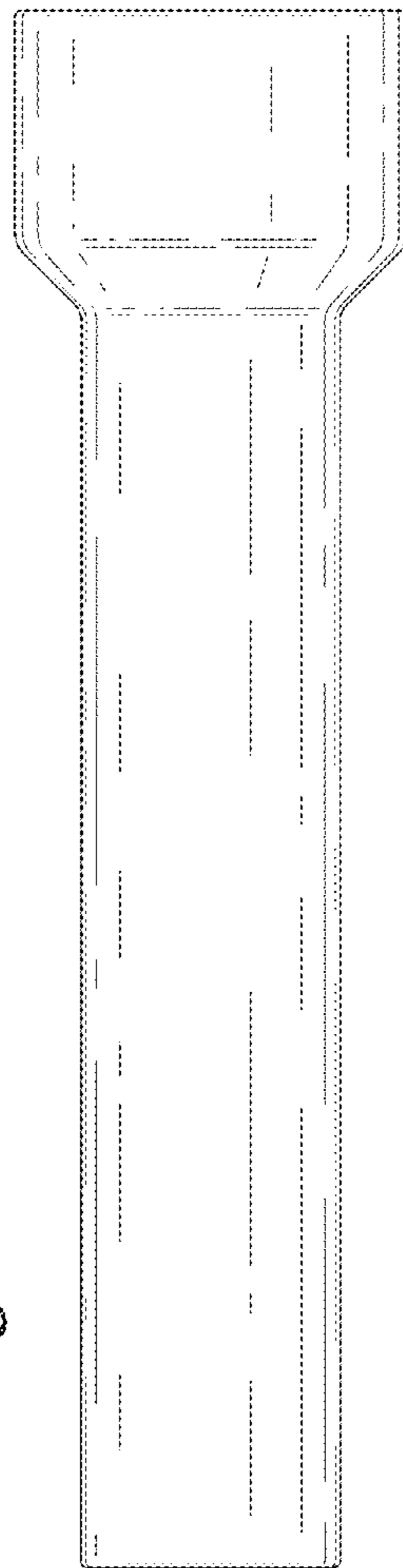


Fig. 6

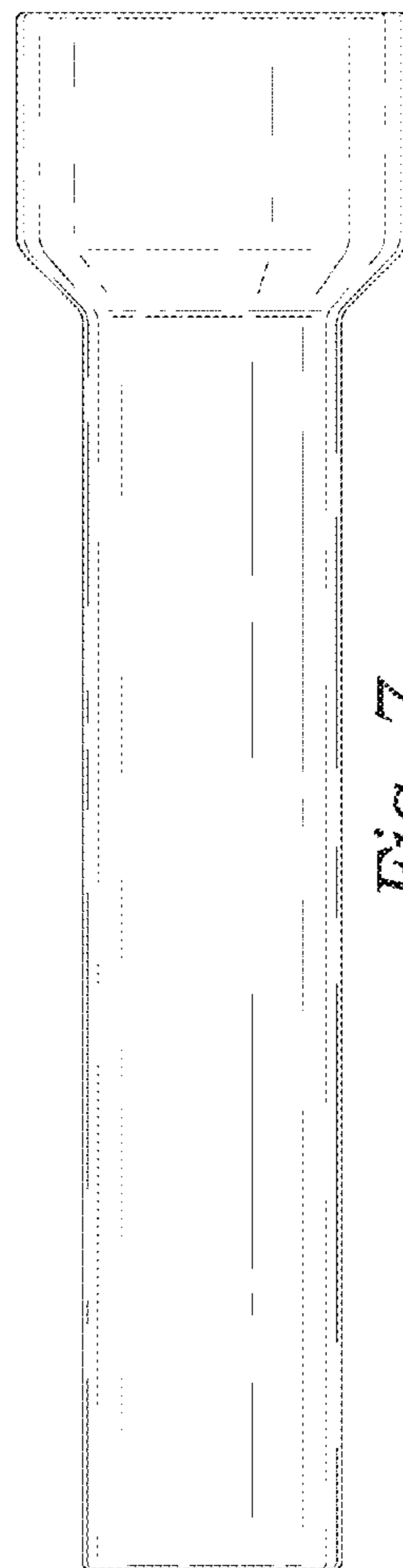


Fig. 7