



US00D715596S

(12) **United States Design Patent**
Osborne

(10) **Patent No.:** **US D715,596 S**

(45) **Date of Patent:** **** Oct. 21, 2014**

(54) **CONTAINER WITH REMOVABLE POCKET**

(56)

References Cited

(75) Inventor: **Mortissa Osborne**, North Hollywood, CA (US)

(73) Assignee: **Mortissa C. Osborne**, North Hollywood, CA (US)

(**) Term: **14 Years**

(21) Appl. No.: **29/422,174**

(22) Filed: **May 17, 2012**

U.S. PATENT DOCUMENTS

2,170,311 A *	8/1939	Smith	220/575
D207,062 S *	2/1967	Blair	D7/553.5
D301,820 S *	6/1989	Wasserman	D7/553.5
D304,777 S *	11/1989	Glenn	D7/549
D349,426 S *	8/1994	Norris	D7/553.5
D351,085 S *	10/1994	Schmidt	D7/507
D370,412 S *	6/1996	Rohrer	D9/761
5,732,849 A *	3/1998	Brooks	220/603
D410,820 S *	6/1999	Lofrano	D7/549
D463,217 S *	9/2002	Yang	D7/555
D510,520 S *	10/2005	Butler et al.	D9/430
D524,096 S *	7/2006	Babkes	D7/354
D637,450 S *	5/2011	Cheng	D7/354

* cited by examiner

Related U.S. Application Data

(63) Continuation-in-part of application No. 12/045,964, filed on Mar. 11, 2008, which is a continuation-in-part of application No. 11/516,985, filed on Sep. 7, 2006, now abandoned.

(51) **LOC (10) Cl.** **07-01**

(52) **U.S. Cl.**
USPC **D7/555; D7/553.5**

(58) **Field of Classification Search**
CPC A47G 19/02; A47G 19/022; A47G 19/03
USPC D7/555, 587, 557, 584, 586, 582, 550.1, D7/552.2, 553.1, 553.2, 553.4-553.6, D7/553.7-554.4, 502, 538-543, 585, 410, D7/355, 549, 500, 501, 505, 558, 357, 576, D7/503, 610-611, 387, 393, 36.1, 552.1, D7/544, 566, 689; D9/424; 220/574-575, 220/751, 23.4, 556, 501

See application file for complete search history.

Primary Examiner — Eric Goodman

Assistant Examiner — Brett Miller

(74) *Attorney, Agent, or Firm* — Steptoe & Johnson LLP

(57)

CLAIM

The new ornamental design of a container with removable pocket, as shown and described.

DESCRIPTION

FIG. 1 is a perspective view of a container with removable pocket;
FIG. 2 is a front view thereof;
FIG. 3 is a rear view thereof;
FIG. 4 is a top view thereof;
FIG. 5 is a bottom view thereof;
FIG. 6 is a right side view thereof; and,
FIG. 7 is a left side view thereof.

1 Claim, 3 Drawing Sheets

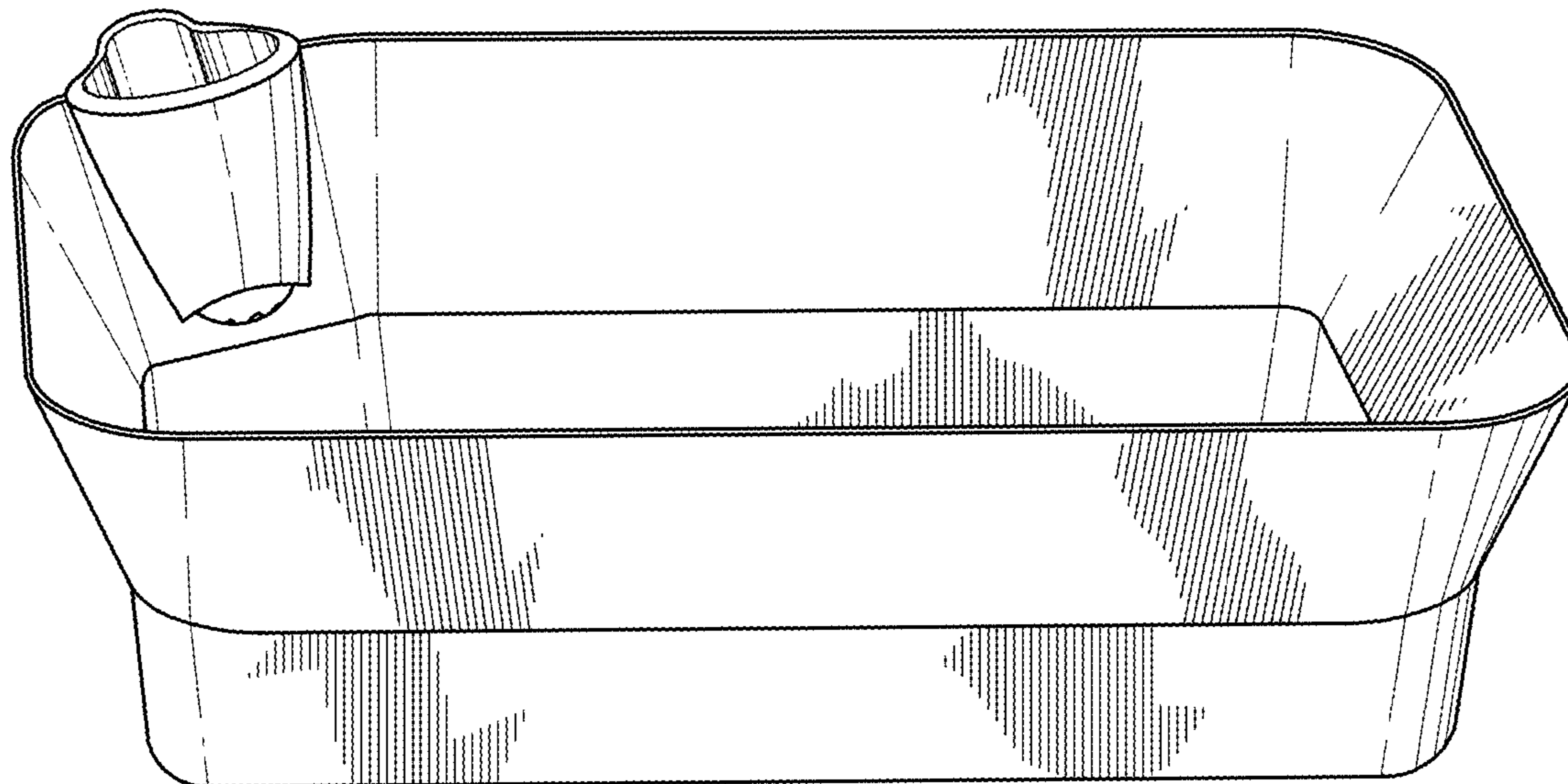


FIG. 1

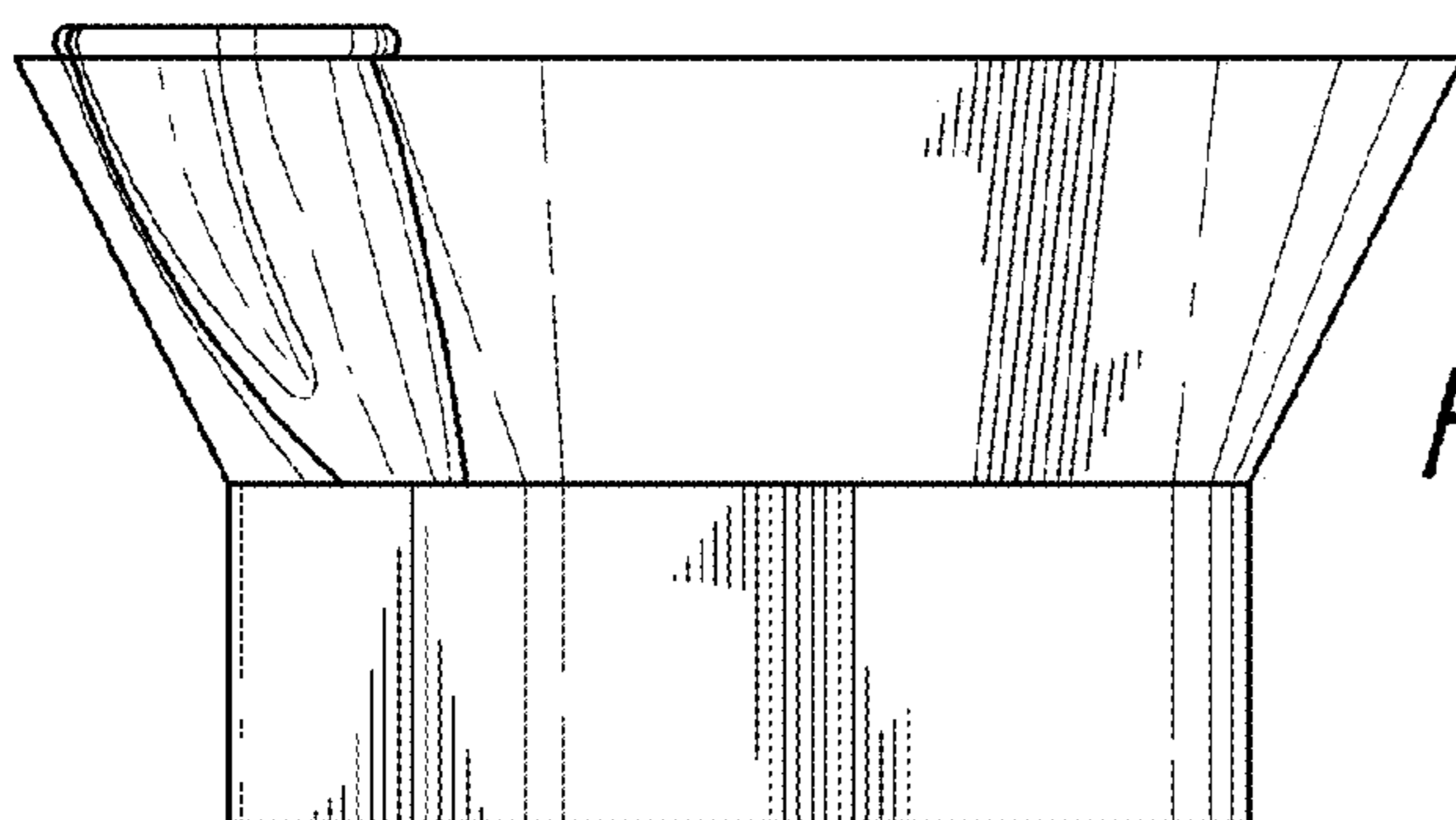
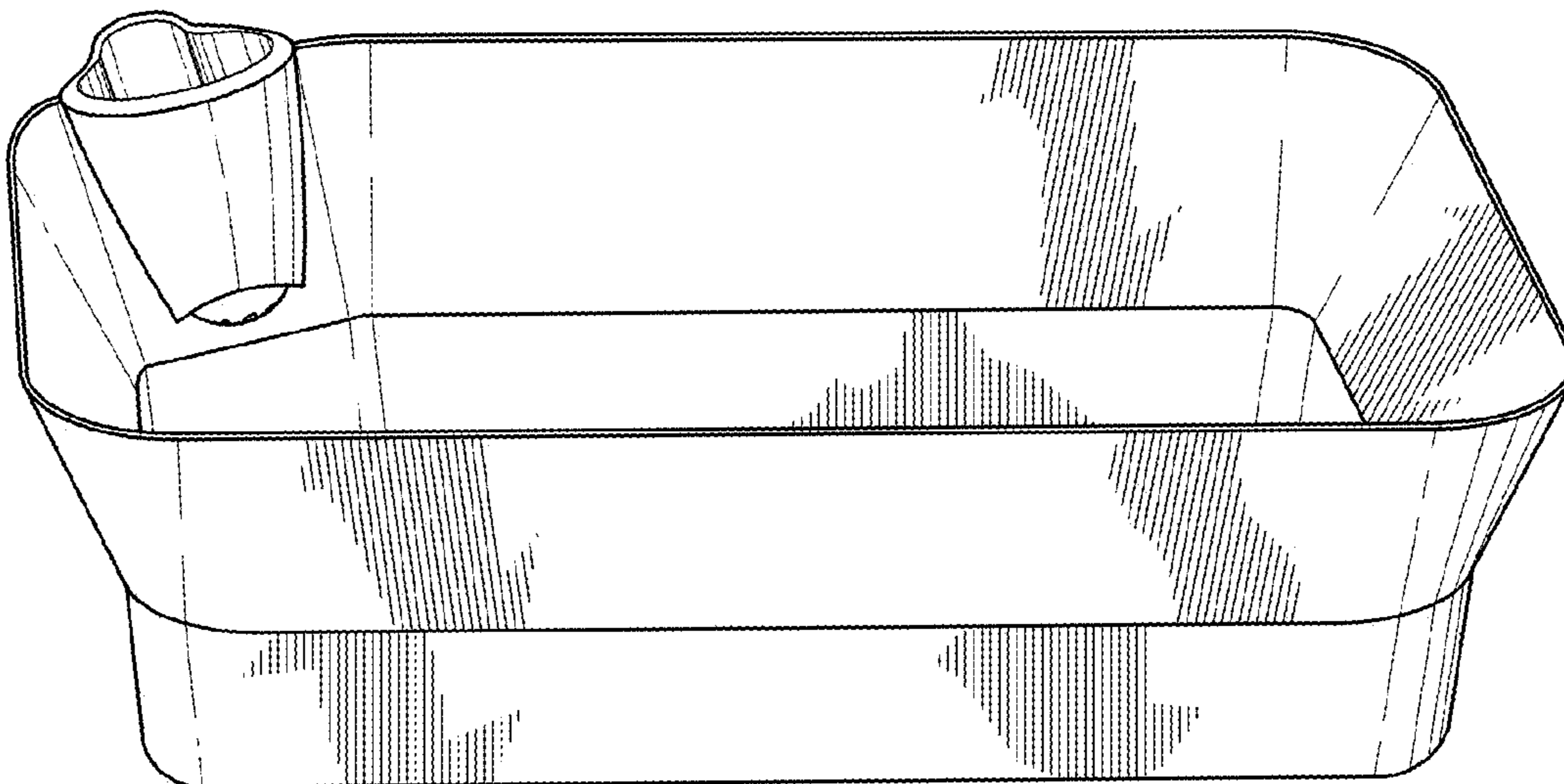


FIG. 2



FIG. 3

FIG. 4

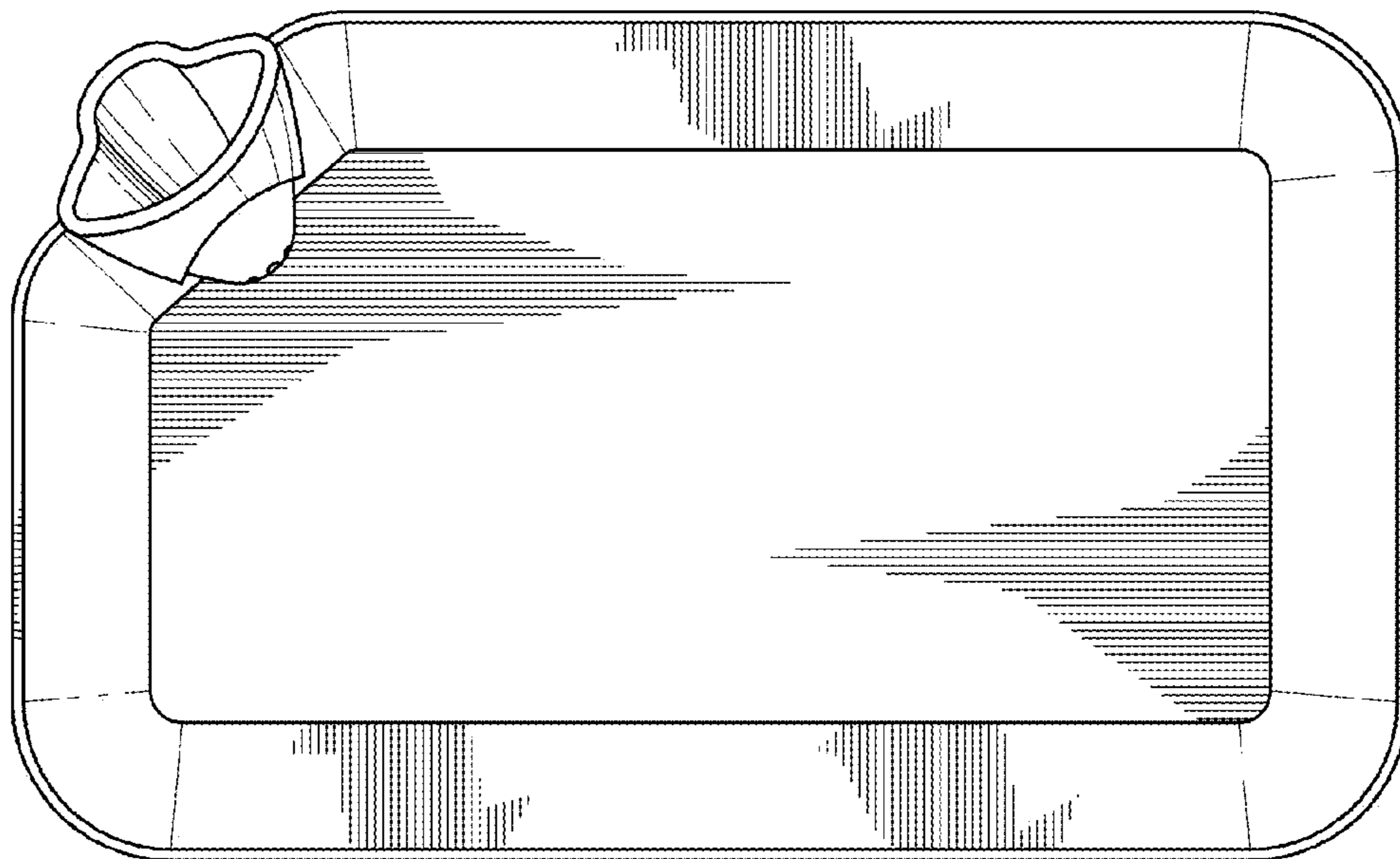


FIG. 5

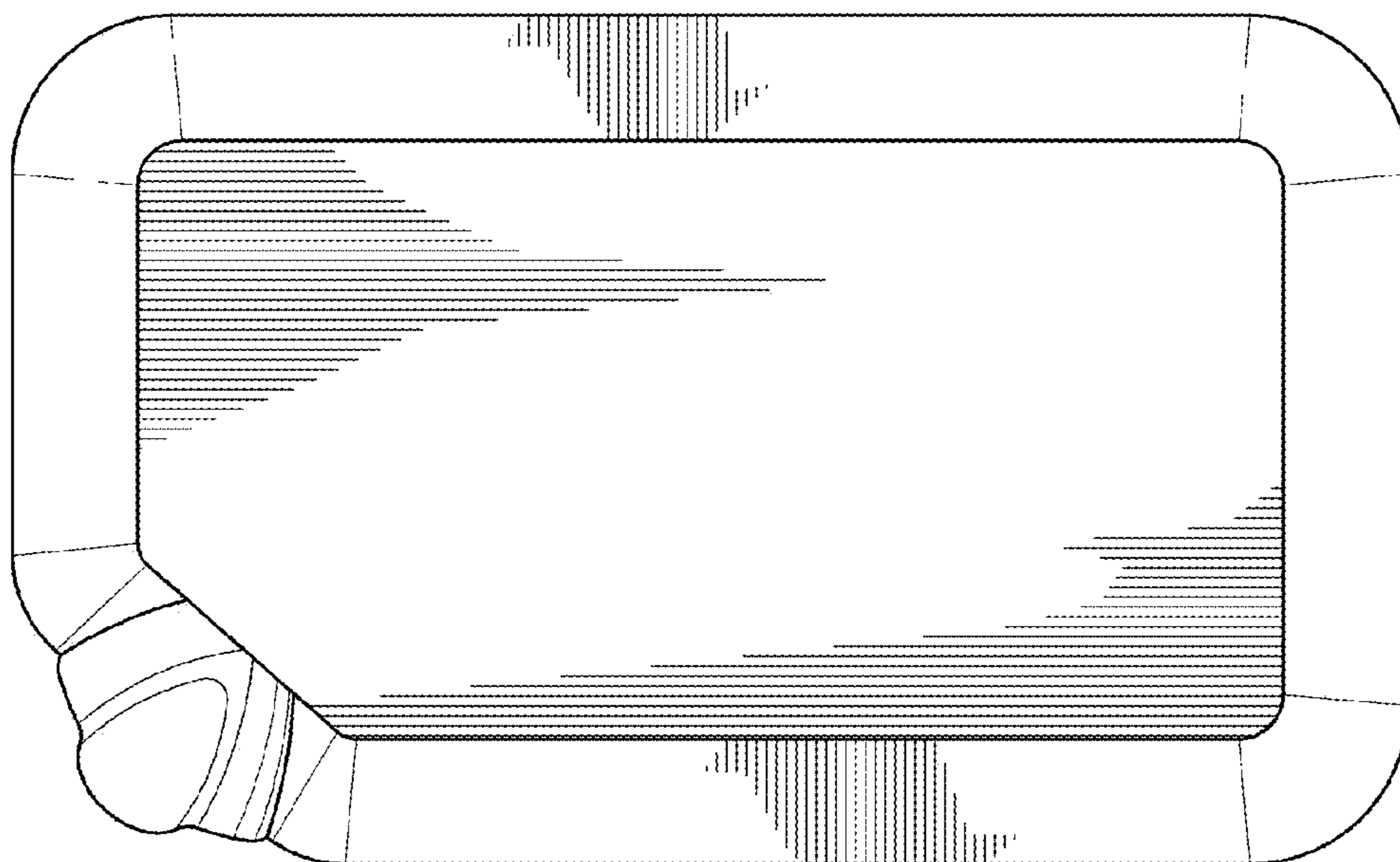


FIG. 6

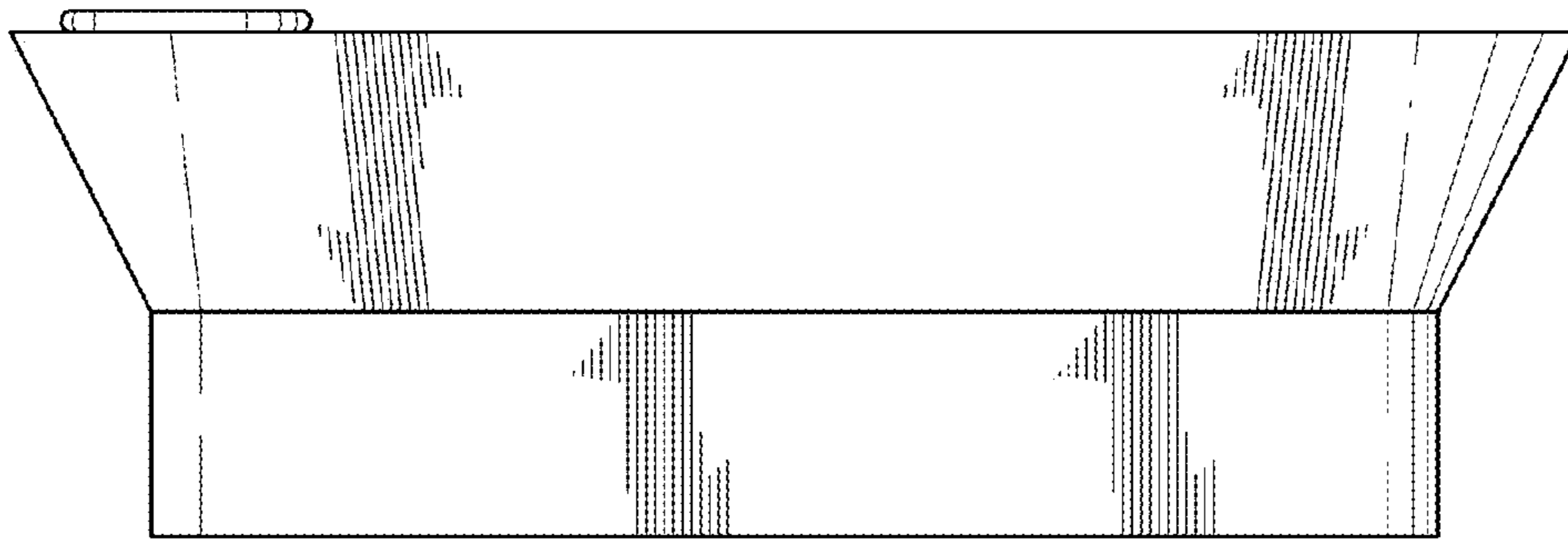


FIG. 7

