



US00D715588S

(12) **United States Design Patent**  
**Thun et al.**

(10) **Patent No.:** **US D715,588 S**  
(45) **Date of Patent:** **\*\* Oct. 21, 2014**

- (54) **POT**
- (71) Applicant: **Zwilling J.A. Henckels AG**, Solingen (DE)
- (72) Inventors: **Matteo Thun**, Mailand (IT); **Antonio Rodriguez**, Mailand (IT)
- (73) Assignee: **Zwilling J.A. Henckels AG** (DE)
- (\*\*) Term: **14 Years**
- (21) Appl. No.: **29/487,533**
- (22) Filed: **Apr. 9, 2014**
- (51) **LOC (10) Cl.** ..... **07-02**
- (52) **U.S. Cl.**  
USPC ..... **D7/354**
- (58) **Field of Classification Search**  
USPC ..... D7/323, 354-363, 391, 393-396, 396.1, D7/409, 540, 565, 586, 602; D9/429, 500, D9/776; 99/324, 331, 339-340, 403, 99/425-426, 444-445; 126/373.1, 126/383.1-384.1, 390.1; 219/438-439, 219/620-622; 220/573.1-573.5, 752-753, 220/755-759, 912; 222/465.1, 470, 475.1; 229/407  
See application file for complete search history.

D267,388 S	12/1982	Spoeth, Jr. et al.	
D269,243 S	6/1983	Lam	
D269,399 S	6/1983	Lam	
D328,996 S	9/1992	Gerlach	
D341,058 S	11/1993	Slany et al.	
D358,062 S	5/1995	Hasuike	
D368,828 S	4/1996	Thurlow	
D370,827 S	6/1996	Combe	
D371,933 S	7/1996	Ito	
D374,373 S	10/1996	Ito	
D414,375 S	9/1999	Diulius	
D437,174 S	2/2001	Inoue	
D460,663 S *	7/2002	Seager	D7/565
D469,301 S	1/2003	Ryan et al.	
D469,315 S *	1/2003	Thonis et al.	D7/602

(Continued)

*Primary Examiner* — Ricky Pham  
(74) *Attorney, Agent, or Firm* — Mayback & Hoffman P.A.; Gregory L. Mayback

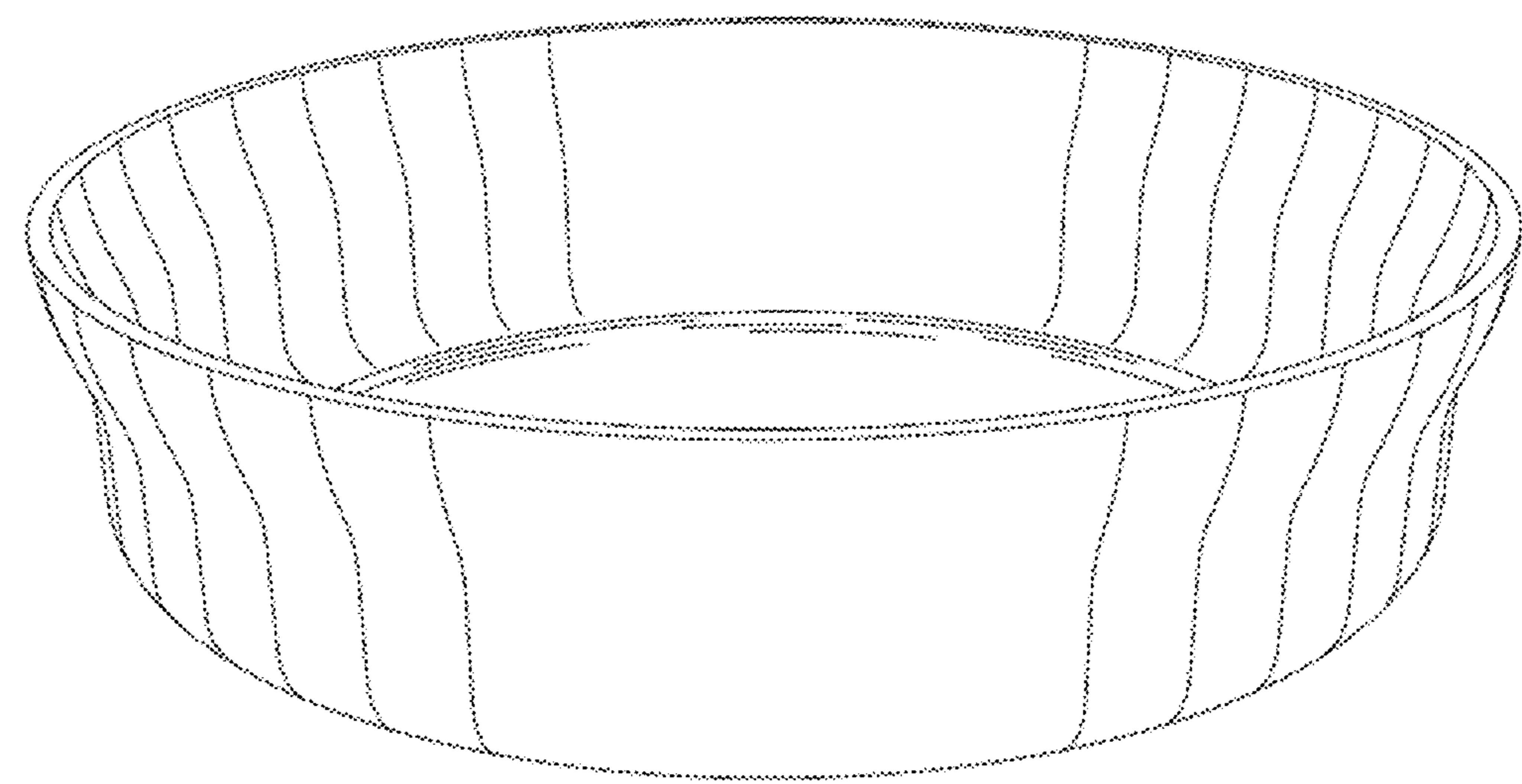
(57) **CLAIM**  
The ornamental design for a pot, as shown and described.

**DESCRIPTION**

FIG. 1 is a perspective view of a pot showing our new design; FIG. 2 is an elevational view of a front side of the pot of FIG. 1; FIG. 3 is an elevational view of a rear side of the pot of FIG. 1 from a side opposite the view of FIG. 2; FIG. 4 is an elevational view of a right side of the pot of FIG. 1; FIG. 5 is an elevational view of a left side of the pot of FIG. 1 from a side opposite the view of FIG. 4; FIG. 6 is a top plan view of the pot of FIG. 1; and, FIG. 7 is a bottom plan view of the pot of FIG. 1. The dashed lines indicating holes are for the purpose of illustrating unclaimed environment of the design, are for illustrative purposes only, and form no part of the claimed design.

**1 Claim, 5 Drawing Sheets**

- (56) **References Cited**  
U.S. PATENT DOCUMENTS
- D199,747 S 12/1964 Farber
- D221,979 S 9/1971 Madl
- D230,690 S 3/1974 Aries
- D252,373 S 7/1979 Eisenrod
- D254,117 S 2/1980 Kramer
- D255,970 S 7/1980 Lackmann
- D264,540 S 5/1982 Otake
- D265,161 S 6/1982 Otake



(56)

**References Cited**

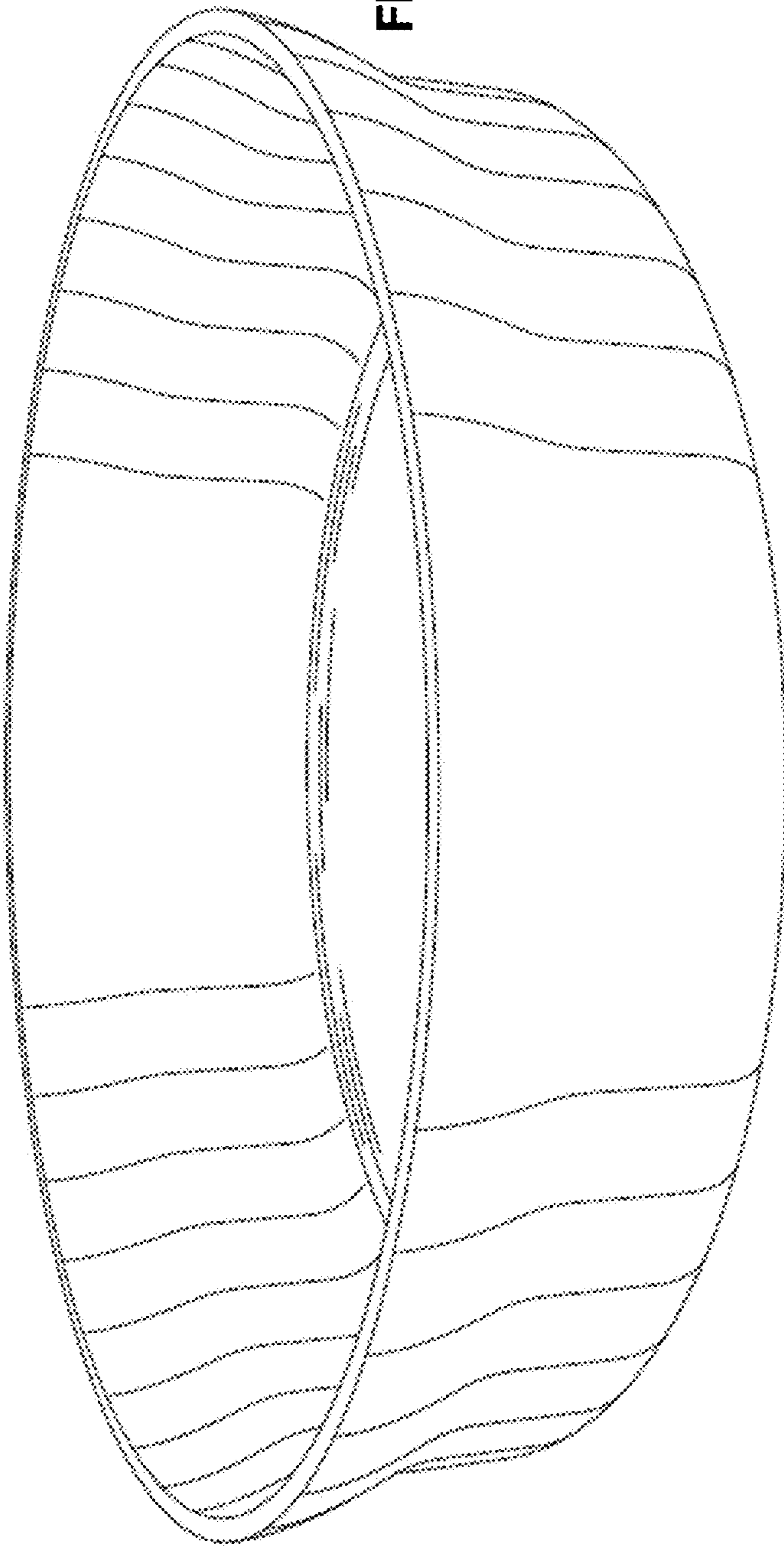
U.S. PATENT DOCUMENTS

D482,562 S 11/2003 Demers  
D544,298 S \* 6/2007 Eide et al. .... D7/396.1  
D544,307 S \* 6/2007 Ablo ..... D7/540  
D546,672 S \* 7/2007 Chou ..... D9/429  
D551,909 S \* 10/2007 Eide et al. .... D7/565  
D568,667 S 5/2008 Appleton  
D569,684 S \* 5/2008 Eide et al. .... D7/396.1  
D579,716 S 11/2008 Pawson et al.

D587,065 S \* 2/2009 Loring ..... D7/391  
D599,164 S 9/2009 Hoekstra  
D599,609 S 9/2009 Ruffoni  
D600,971 S 9/2009 Garpelin  
D603,218 S 11/2009 Hollinger  
D653,124 S \* 1/2012 Diss ..... D9/776  
D688,917 S \* 9/2013 Ludeman et al. .... D7/586  
D689,335 S \* 9/2013 Ludeman et al. .... D7/586  
D697,801 S \* 1/2014 Rapparini ..... D9/500  
2002/0113118 A1 \* 8/2002 Littlejohn et al. .... 229/407

\* cited by examiner

FIG. 1






FIG. 2




FIG. 3




FIG. 4




FIG. 5

FIG. 6

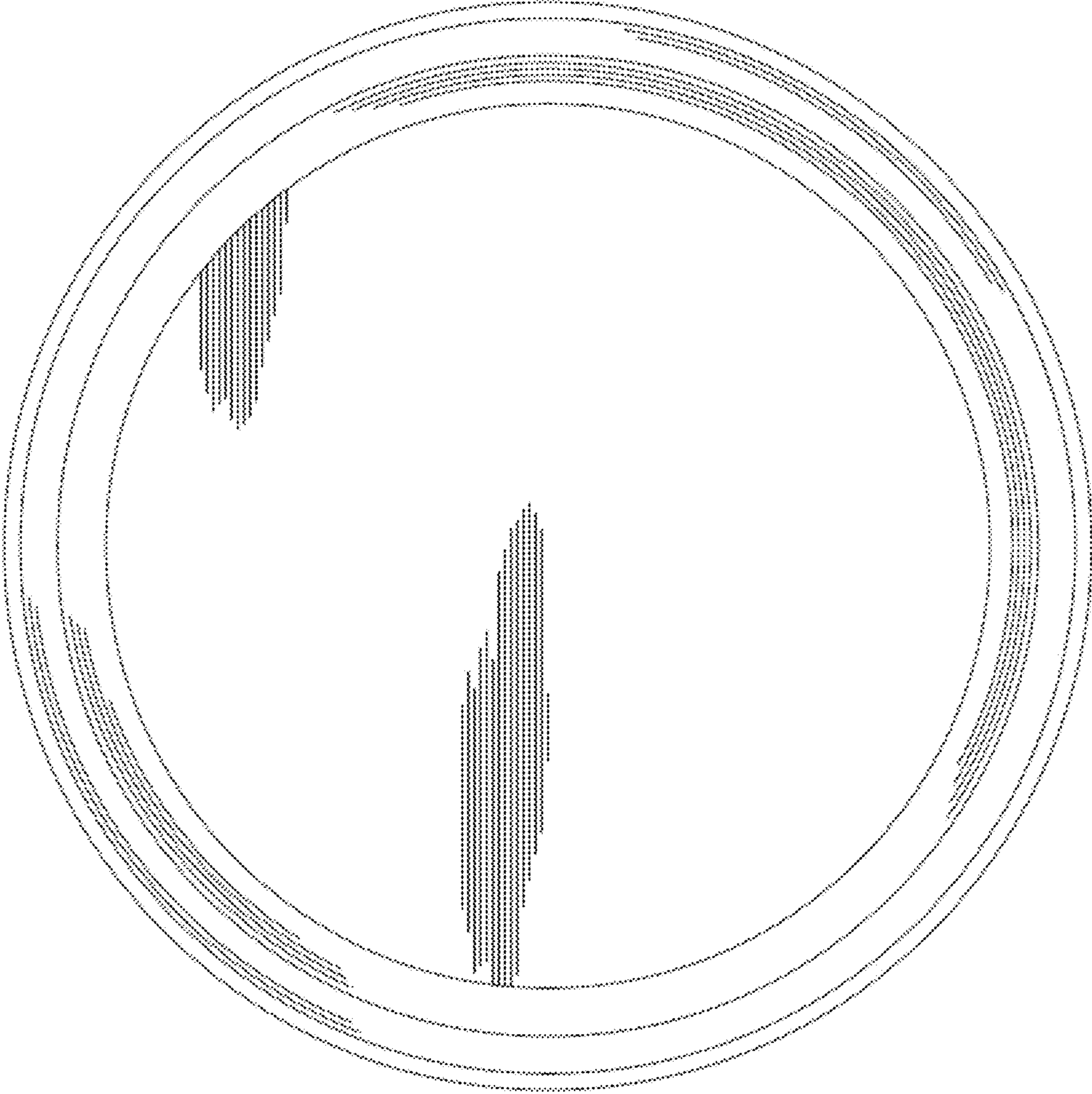
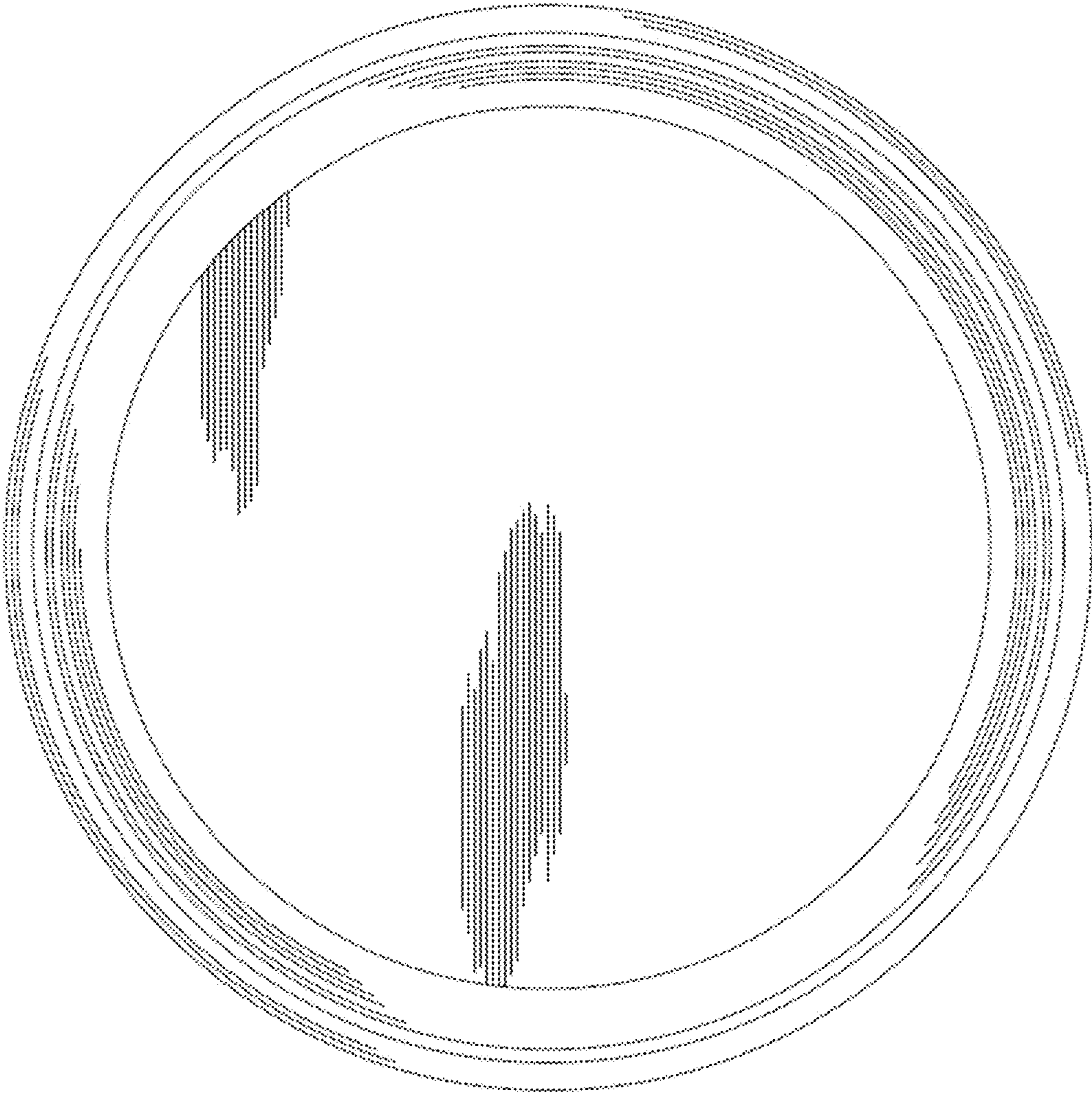


FIG. 7



UNITED STATES PATENT AND TRADEMARK OFFICE  
**CERTIFICATE OF CORRECTION**

PATENT NO. : D715,588 S  
APPLICATION NO. : 29/487533  
DATED : October 21, 2014  
INVENTOR(S) : Matteo Thun and Antonio Rodriguez

Page 1 of 7

It is certified that error appears in the above-identified patent and that said Letters Patent is hereby corrected as shown below:

The Title page, showing the illustrative figure, should be deleted and substitute therefor the attached Title page.

In the Drawings

Delete drawings sheets 1-5 and substitute therefor the drawing sheets, consisting of figs. 1-7 as shown on the attached page.

Signed and Sealed this  
Twenty-first Day of July, 2015



Michelle K. Lee  
*Director of the United States Patent and Trademark Office*



(12) **United States Design Patent**  
**Thun et al.**

(10) **Patent No.:** **US D715,588 S**  
(45) **Date of Patent:** **\*\* Oct. 21, 2014**

(54) **POI**

(71) Applicant: **Zwilling J.A. Henckels AG**, Solingen (DE)

(72) Inventors: **Matteo Thun**, Mailand (IT); **Antonio Rodriguez**, Mailand (IT)

(73) Assignee: **Zwilling J.A. Henckels AG** (DE)

(\*\*) Term: **14 Years**

(21) Appl. No.: **29/487,533**

(22) Filed: **Apr. 9, 2014**

(51) **LOC (10) CL.** ..... **07-02**

(52) **U.S. CL.**  
**USPC** ..... **D7/354**

(58) **Field of Classification Search**  
**USPC** ..... D7/323, 354, 363, 391, 393, 396, 396.1, D7/409, 540, 565, 586, 602; D9/429, 500, D9/776; 99/324, 331, 339, 340, 403, 99/425-426, 444-445; 126/373.1, 126/383.1, 384.1, 390.1; 219/438-439, 219/620-622; 220/573.1, 573.5, 752-753, 220/755, 759, 912; 222/465.1, 470, 475.1; 229/407

See application file for complete search history.

D267,388 S	12/1982	Spoeth, Jr. et al.
D269,243 S	6/1985	Lam
D269,399 S	6/1983	Lam
D328,996 S	9/1992	Gerlach
D341,058 S	11/1993	Slany et al.
D358,062 S	5/1995	Hasuike
D368,828 S	4/1996	Thurlow
D370,827 S	6/1996	Combe
D371,933 S	7/1996	Ito
D374,373 S	10/1996	Ito
D414,375 S	9/1999	Duflus
D437,174 S	2/2001	Inoue
D460,663 S *	7/2002	Seager ..... D7/565
D469,301 S	1/2003	Ryan et al.
D469,315 S *	1/2003	Thomas et al. .... D7/602

(Continued)

*Primary Examiner* - Ricky Pham  
(74) *Attorney, Agent, or Firm* - Mayback & Hoffman P.A.; Gregory L. Mayback

(57) **CLAIM**  
The ornamental design for a pot, as shown and described.

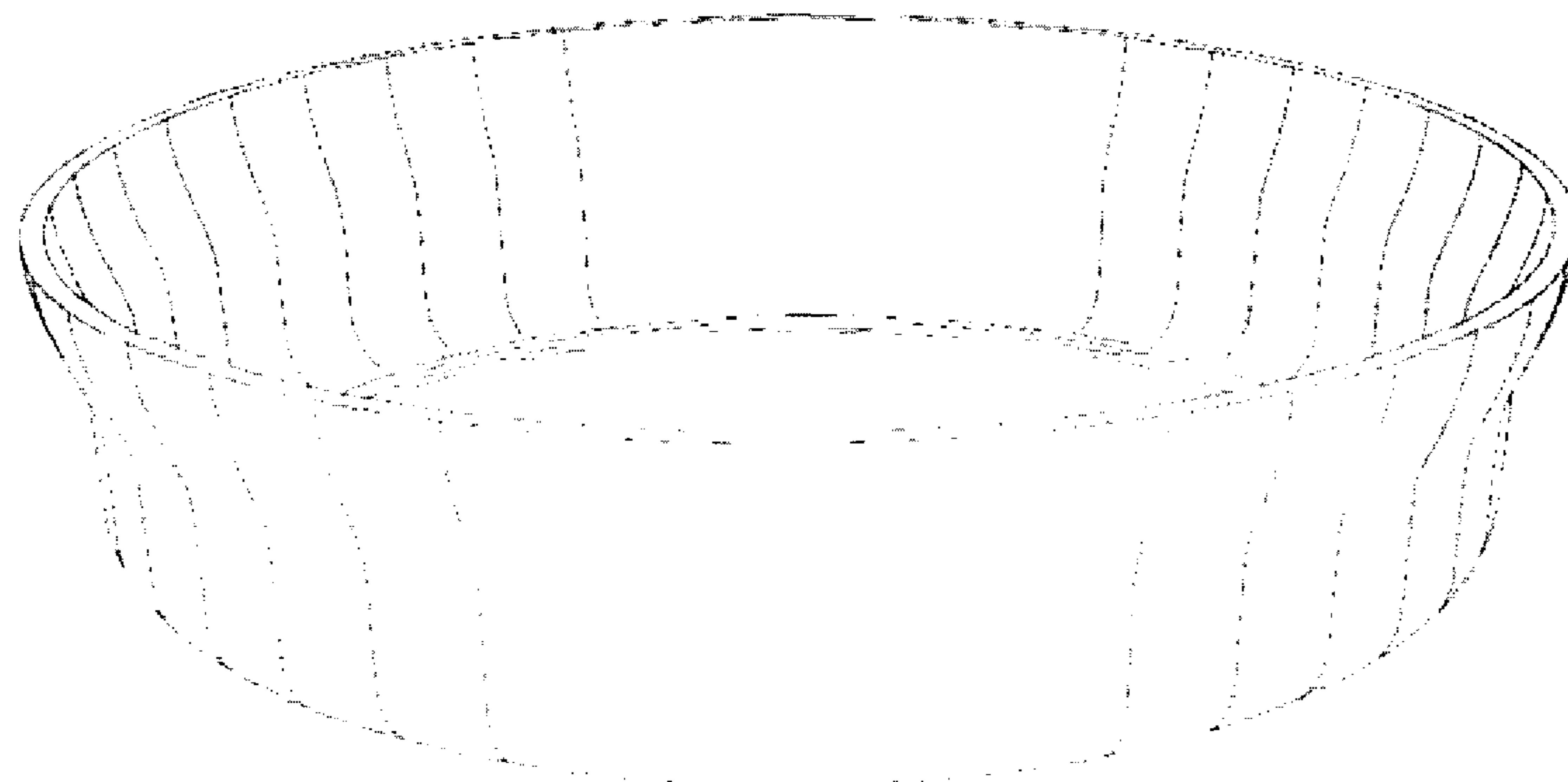
**DESCRIPTION**

FIG. 1 is a perspective view of a pot showing our new design; FIG. 2 is an elevational view of a front side of the pot of FIG. 1; FIG. 3 is an elevational view of a rear side of the pot of FIG. 1 from a side opposite the view of FIG. 2; FIG. 4 is an elevational view of a right side of the pot of FIG. 1; FIG. 5 is an elevational view of a left side of the pot of FIG. 1 from a side opposite the view of FIG. 4; FIG. 6 is a top plan view of the pot of FIG. 1; and FIG. 7 is a bottom plan view of the pot of FIG. 1. The dashed lines indicating holes are for the purpose of illustrating unclaimed environment of the design, are for illustrative purposes only, and form no part of the claimed design.

**1 Claim, 5 Drawing Sheets**

(56) **References Cited**  
**U.S. PATENT DOCUMENTS**

D199,747 S	12/1964	Farber
D221,979 S	9/1971	Madl
D230,690 S	3/1974	Aries
D252,373 S	7/1979	Eisenrod
D254,117 S	2/1980	Kramer
D255,970 S	7/1980	Lackmann
D264,540 S	5/1982	Otake
D265,161 S	6/1982	Otake



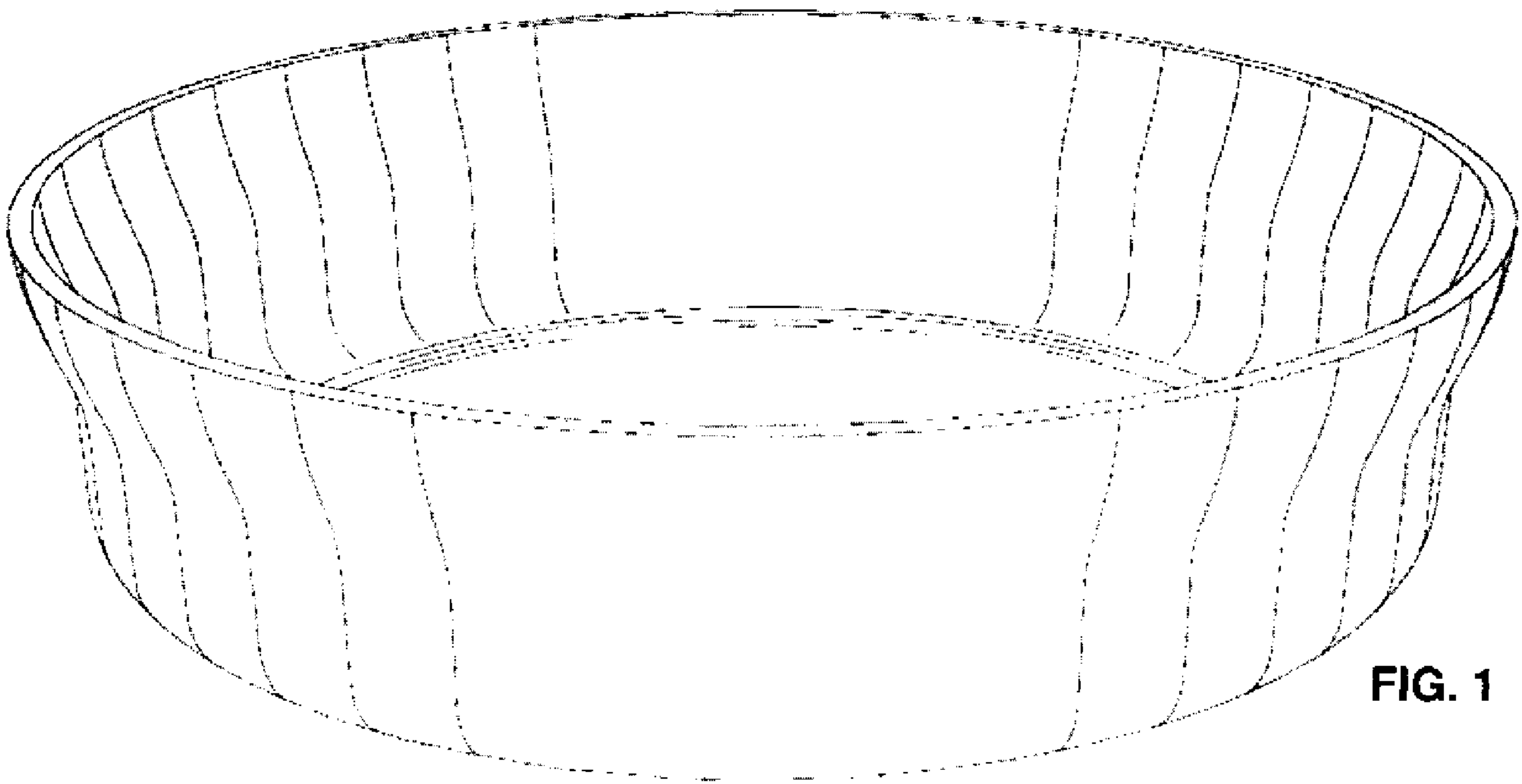


FIG. 1




FIG. 2




FIG. 3




FIG. 4




FIG. 5




FIG. 6




FIG. 7