



US00D715578S

(12) **United States Design Patent**
Swandal et al.

(10) **Patent No.:** **US D715,578 S**

(45) **Date of Patent:** **** Oct. 21, 2014**

(54) **TRANSPARENT MAT**

(71) Applicants: **Taunya Swandal**, Smyrna, TN (US);
Paul Michael Patterson,
Hendersonville, TN (US)

(72) Inventors: **Taunya Swandal**, Smyrna, TN (US);
Paul Michael Patterson,
Hendersonville, TN (US)

(73) Assignee: **Wearwell**, Smyrna, TN (US)

(**) Term: **14 Years**

(21) Appl. No.: **29/451,882**

(22) Filed: **Apr. 10, 2013**

(51) **LOC (10) Cl.** **06-11**

(52) **U.S. Cl.**
USPC **D6/582**

(58) **Field of Classification Search**
USPC D6/582, 583, 584, 585, 588, 589, 591,
D6/592, 593, 596, 603, 613, 615, 616, 617,
D6/619, 620, 621; D5/61, 63; D12/203;
4/581, 582, 583; 5/417, 420; 15/215,
15/238; 52/660; 428/85; D32/57
See application file for complete search history.

(56) **References Cited**

U.S. PATENT DOCUMENTS

D88,836	S	*	12/1932	Wheeler	D25/160
D95,158	S	*	4/1935	Surerus	D25/158
2,124,123	A	*	7/1938	Rosengarten	473/278
D194,233	S	*	12/1962	Klein	D25/160
5,227,214	A	*	7/1993	Kerr et al.	428/95
5,645,914	A	*	7/1997	Horowitz	428/81
5,807,021	A	*	9/1998	Aaron	404/19
D416,426	S	*	11/1999	Denney et al.	D6/596
D441,093	S	*	4/2001	Johnson	D25/62
6,250,001	B1		6/2001	Gillespie		
D466,702	S	*	12/2002	Carlson et al.	D5/47

D474,563	S	*	5/2003	Bresciani	D25/109
6,591,560	B2	*	7/2003	Burke et al.	52/177
D496,472	S	*	9/2004	Zimmerle et al.	D25/138
D498,307	S	*	11/2004	Zimmerle et al.	D25/138
D499,924	S	*	12/2004	Lee	D6/582
6,886,209	B2		5/2005	Blum et al.		
D513,809	S	*	1/2006	Zimmerle et al.	D25/138
7,045,193	B2		5/2006	Tanel et al.		
7,192,631	B2	*	3/2007	Polley	428/68
D543,765	S	*	6/2007	Allen	D6/582
D561,080	S	*	2/2008	Soshkin	D12/203
D594,564	S	*	6/2009	Disch et al.	D25/69
D607,200	S	*	1/2010	Prater	D3/231
D654,736	S	*	2/2012	Gaska et al.	D6/510
2007/0092687	A1	*	4/2007	Tsai	428/85

* cited by examiner

Primary Examiner — Karen S Acker

(74) *Attorney, Agent, or Firm* — Clark & Brody

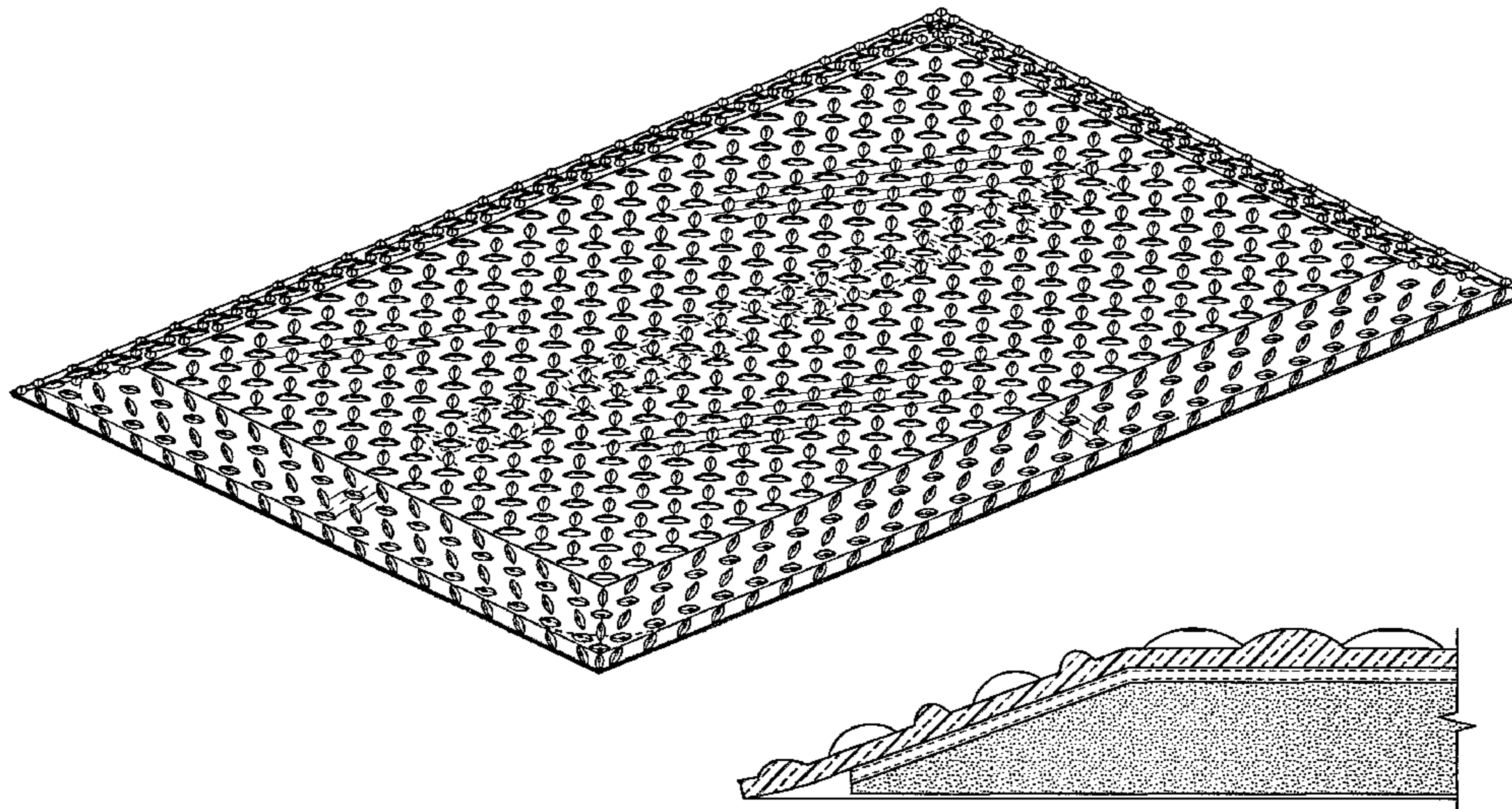
(57) **CLAIM**

The ornamental design for a transparent mat, as shown and described.

DESCRIPTION

FIG. 1 is a top side perspective view of the transparent mat showing our new design;
 FIG. 2 is a front side view thereof;
 FIG. 3 is a rear side view thereof;
 FIG. 4 is a right side thereof;
 FIG. 5 is a left side thereof;
 FIG. 6 is a top view thereof;
 FIG. 7 is a bottom side view thereof; and,
 FIG. 8 is a sectional view taken along line 8-8 on FIG. 6.
 The transparent mat is intended to receive an advertising printing showing through the transparent top layer. The unclaimed advertising printing drawn in broken lines in FIG. 8 is shown placed between the transparent top layer and bottom sponge layer. The broken lines represent environmental subject matter and form no part of the claimed design.

1 Claim, 4 Drawing Sheets



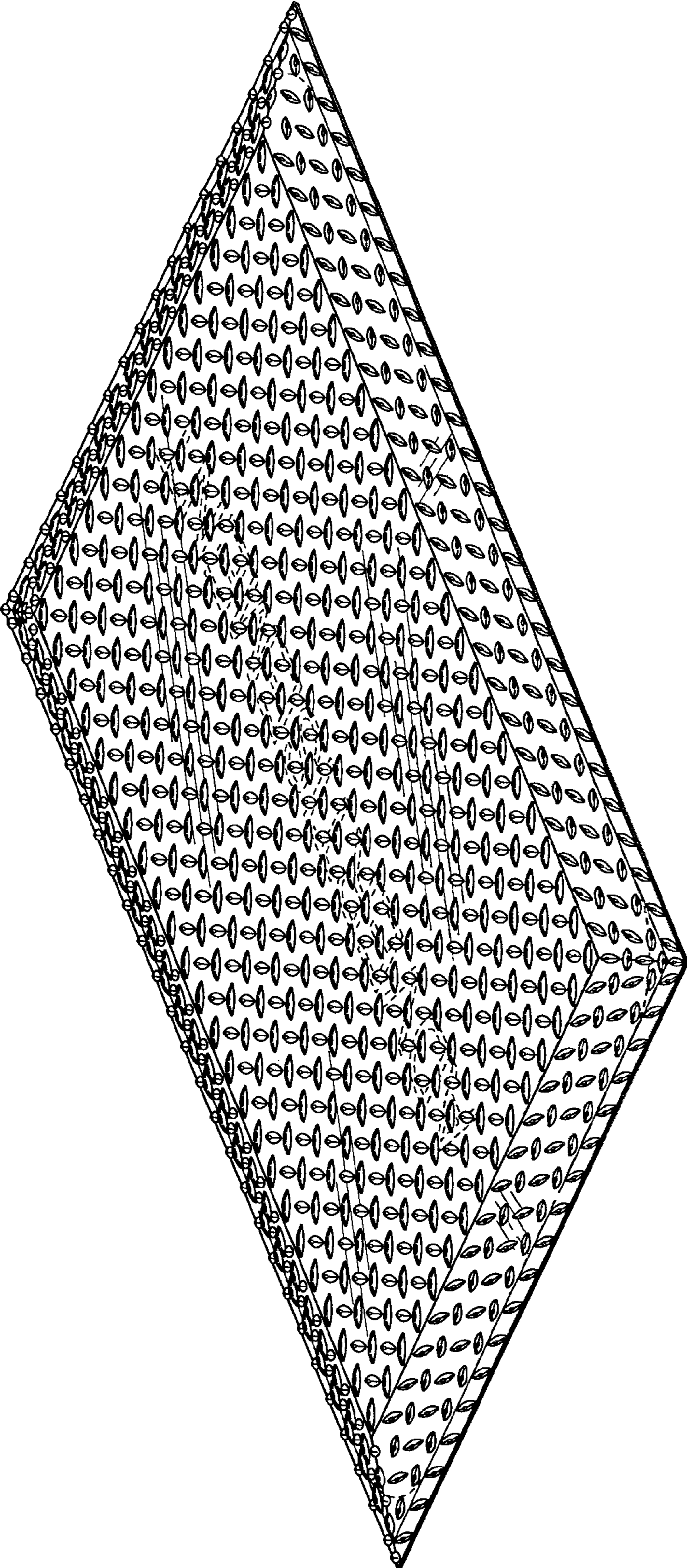


FIG. 1



FIG. 2



FIG. 3



FIG. 4



FIG. 5




FIG. 6




FIG. 7




FIG. 8

UNITED STATES PATENT AND TRADEMARK OFFICE
CERTIFICATE OF CORRECTION

PATENT NO. : D715,578 S
APPLICATION NO. : 29/451882
DATED : October 21, 2014
INVENTOR(S) : Swandal et al.

Page 1 of 1

It is certified that error appears in the above-identified patent and that said Letters Patent is hereby corrected as shown below:

On the Title Page in the Description, line 2, “laver” should read “layer.”

On the Title Page and Drawing Sheet 4 of 4

Figure 8 should be replaced with the following Figure 8:

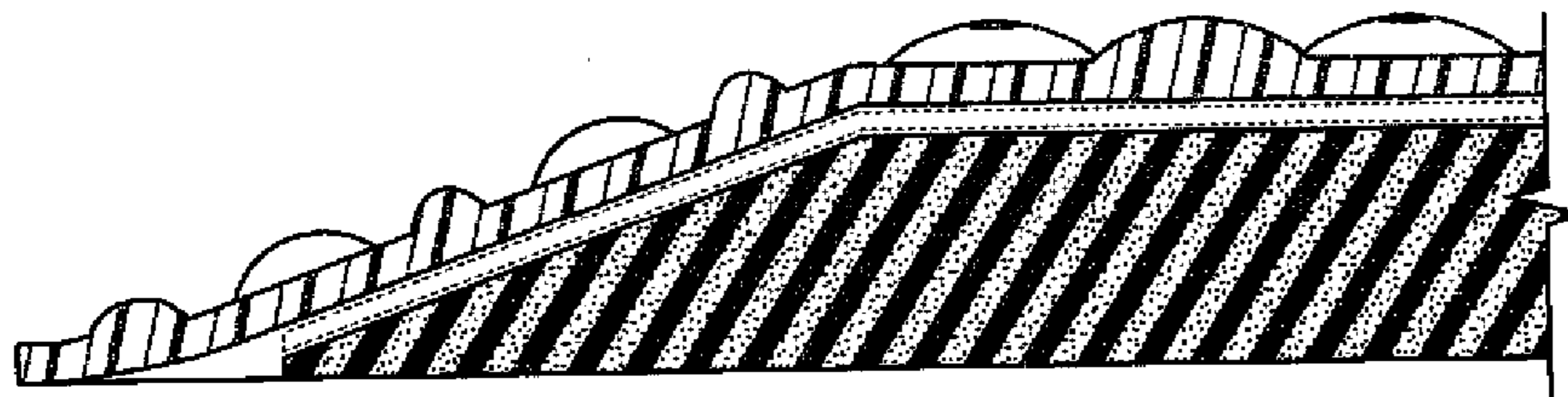


FIG. 8

Signed and Sealed this
Tenth Day of November, 2015

Michelle K. Lee

Michelle K. Lee
Director of the United States Patent and Trademark Office