



US00D715561S

(12) **United States Design Patent**
Erskine-Smith

(10) **Patent No.:** **US D715,561 S**
(45) **Date of Patent:** **** Oct. 21, 2014**

- (54) **PORTION OF A TOOTHBRUSH**
- (71) Applicant: **Erskine Products Pty Ltd**, North Curl Curl (AU)
- (72) Inventor: **Craig Mathew Erskine-Smith**, North Curl Curl (AU)
- (73) Assignee: **Erskine Products Pty Ltd**, North Curl Curl (AU)

5,448,792	A *	9/1995	Wiedemann et al.	15/22.1
5,544,382	A *	8/1996	Giuliani et al.	15/22.1
D389,912	S *	1/1998	Emerson et al.	D24/133
6,230,717	B1 *	5/2001	Marx et al.	132/308
D499,486	S *	12/2004	Kuhn et al.	D24/152
D637,002	S *	5/2011	Barman	D4/101
8,011,057	B2 *	9/2011	Nejat	15/167.1
D648,026	S *	11/2011	Okawa et al.	D24/152
D710,113	S *	8/2014	Cho	D4/127
2006/0159509	A1 *	7/2006	Grez et al.	401/123
2007/0113360	A1 *	5/2007	Tsai	15/29
2011/0010874	A1 *	1/2011	Dickie	15/22.1

(**) Term: **14 Years**

(21) Appl. No.: **29/441,730**

(22) Filed: **Jan. 9, 2013**

(30) **Foreign Application Priority Data**

Jul. 9, 2012 (AU) 13244/2012

(51) **LOC (10) Cl.** **04-02**

(52) **U.S. Cl.**
USPC **D4/111**

(58) **Field of Classification Search**
CPC A46B 13/00; A46B 13/008; A46B 13/02;
A46B 13/023; A46B 13/026; A46B 13/08;
A46B 9/04; A46B 2200/1066; A61C 3/005;
A61C 17/16; A61C 17/22; A61C 17/222;
A61C 17/3427; A61C 17/3436; A61C
17/3454; A61C 17/3463
USPC D4/101, 104-112; 15/167.1, 167.2,
15/176.1; 132/308-311; 601/139, 141,
601/142
See application file for complete search history.

(56) **References Cited**

U.S. PATENT DOCUMENTS

1,874,467	A *	8/1932	Doll	15/167.1
3,048,170	A *	8/1962	Lemos	604/20
D275,718	S *	10/1984	Proctor	D4/127

FOREIGN PATENT DOCUMENTS

CN	301340369	S *	9/2010	
DE	29913889	U1 *	12/1999 A61C 17/22

* cited by examiner

Primary Examiner — Melanie H Tung

Assistant Examiner — Lavone D Tabor

(74) *Attorney, Agent, or Firm* — Banner & Witcoff, Ltd.

(57) **CLAIM**

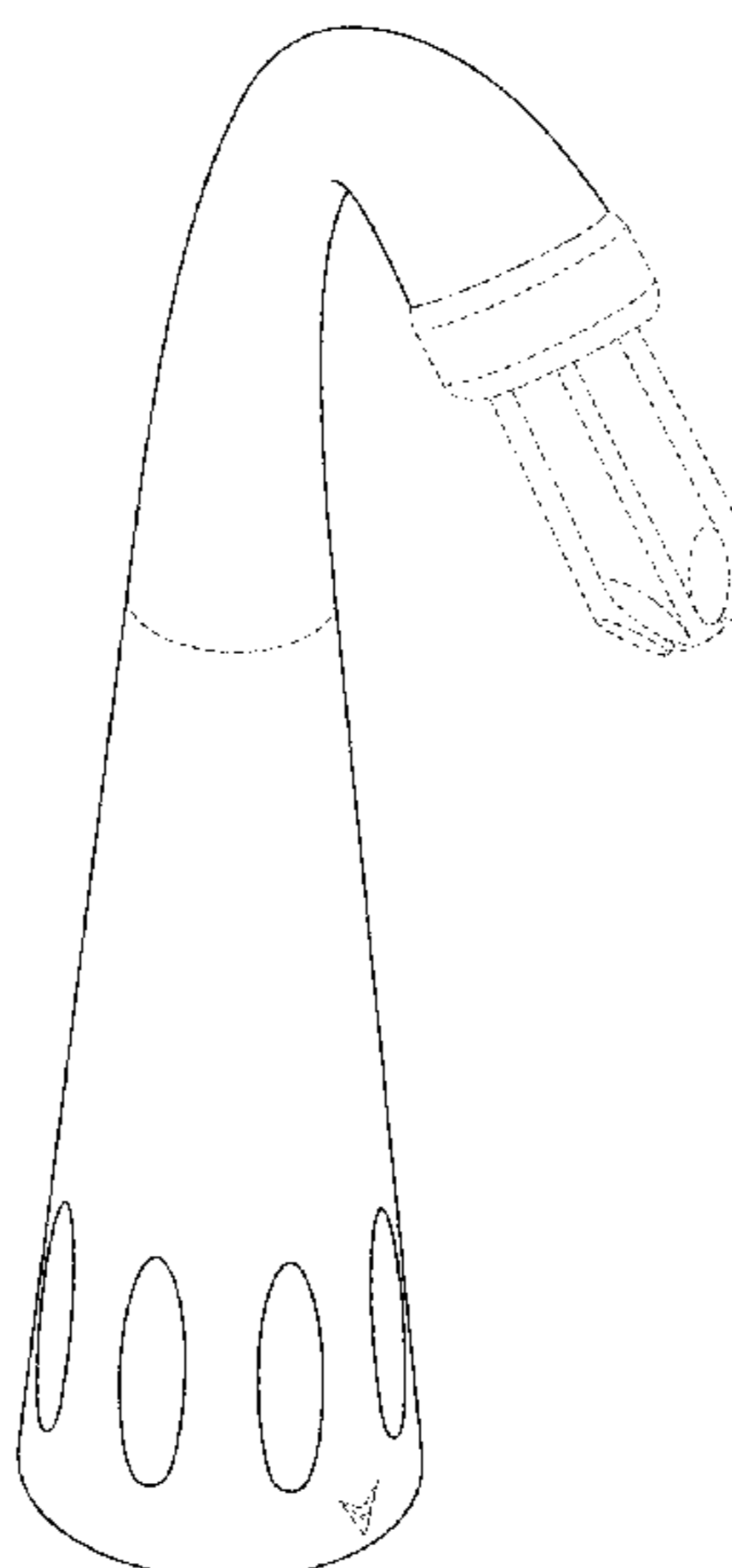
The ornamental design for a portion of a toothbrush, as shown and described.

DESCRIPTION

FIG. 1 is a top, front, left perspective view of a portion of a toothbrush showing my new design;
FIG. 2 is a front view thereof;
FIG. 3 is a right side view thereof;
FIG. 4 is a left side view thereof;
FIG. 5 is a top view thereof; and,
FIG. 6 is a bottom view thereof.

The uneven-length broken lines represent the bound of the claim and form no part thereof. The even-length broken lines showing the remainder of the portion of a toothbrush are for environmental purposes only and form no part of the claimed design.

1 Claim, 5 Drawing Sheets



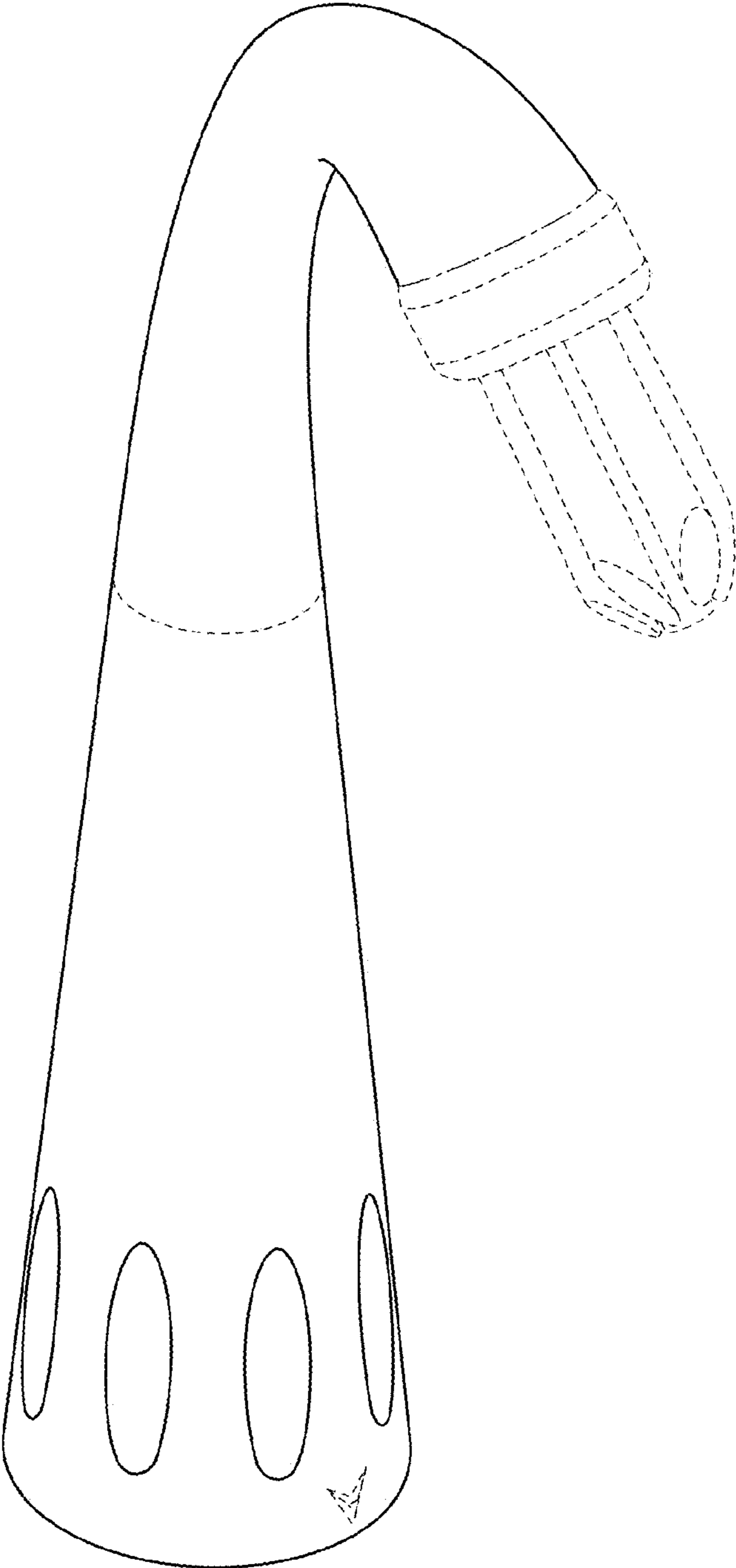


FIG. 1

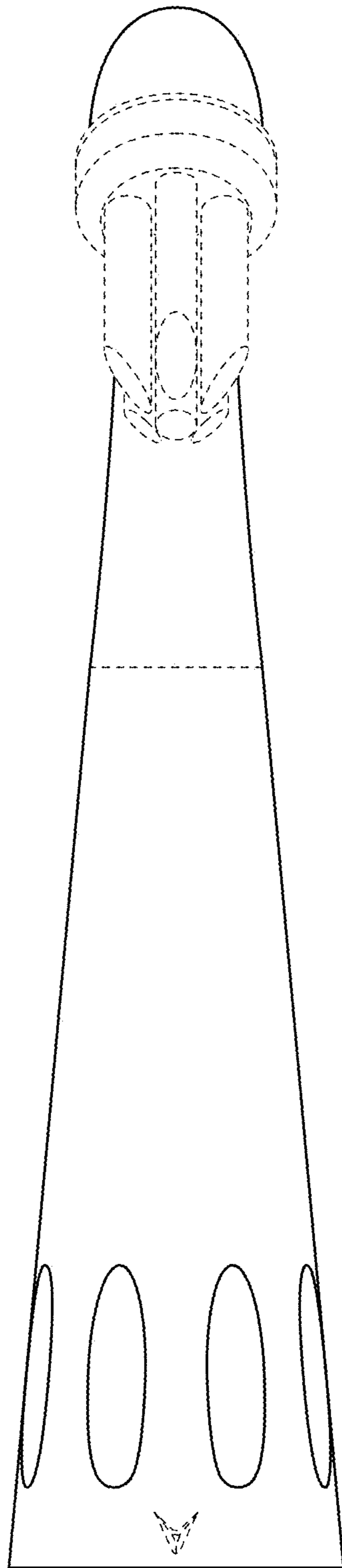


FIG. 2

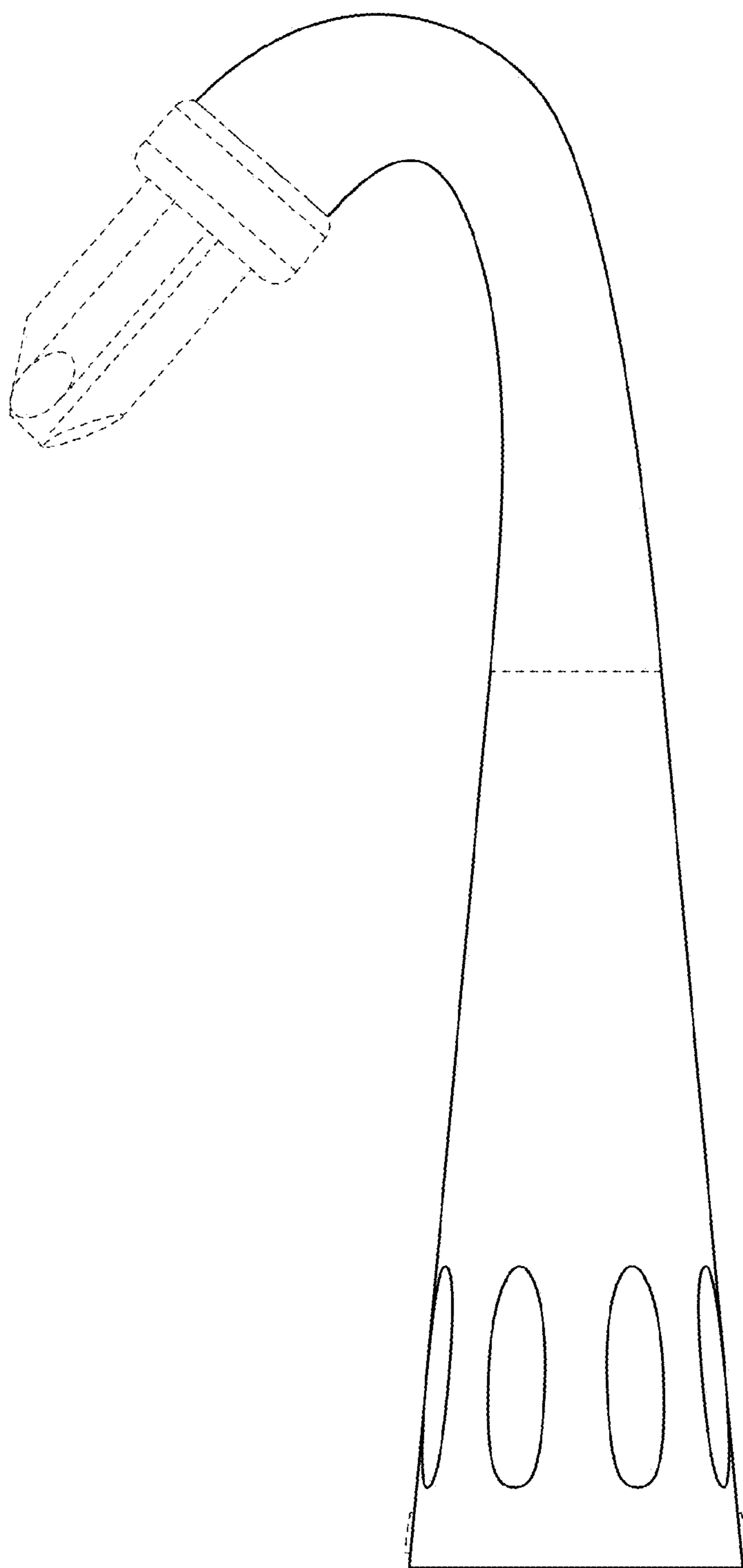


FIG. 3

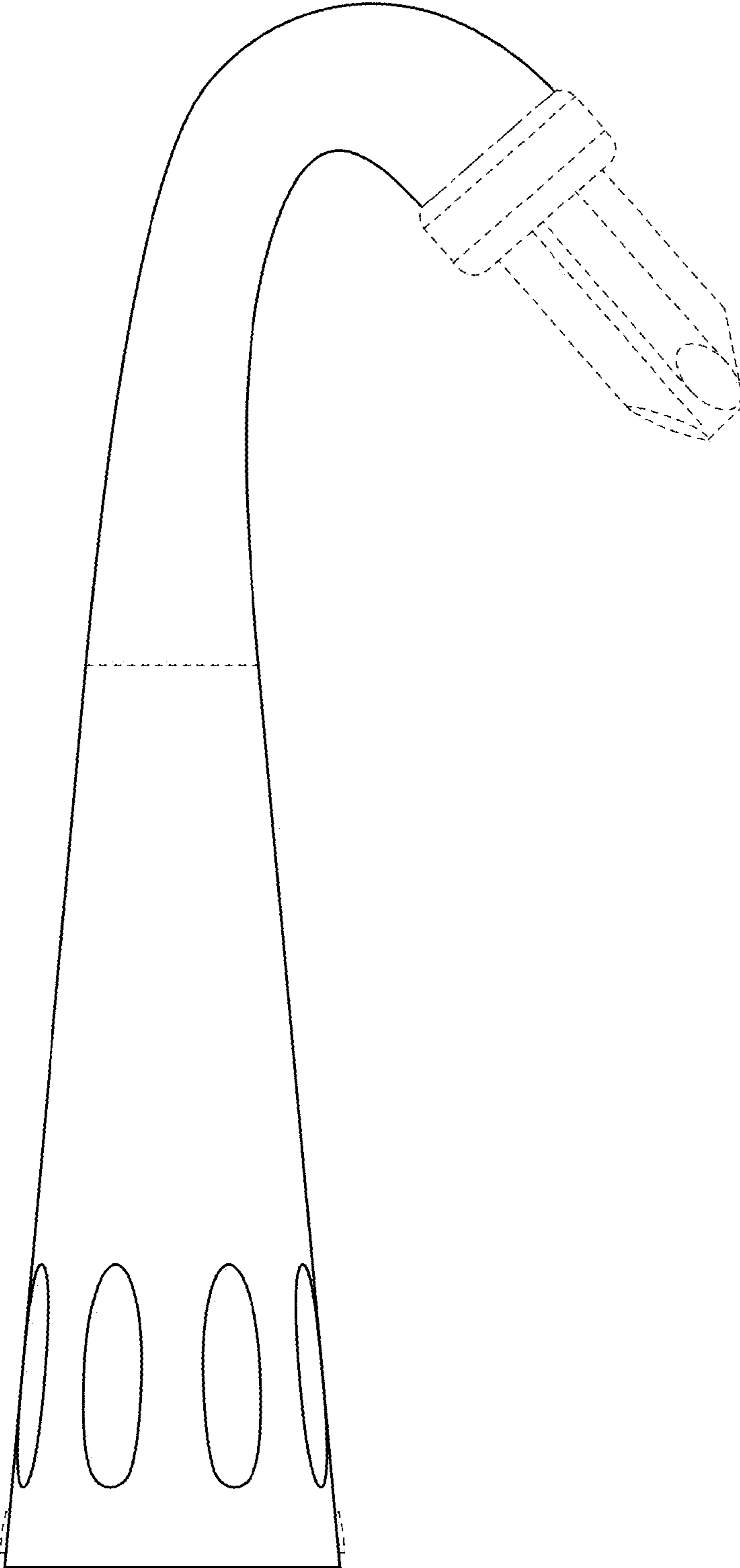


FIG. 4

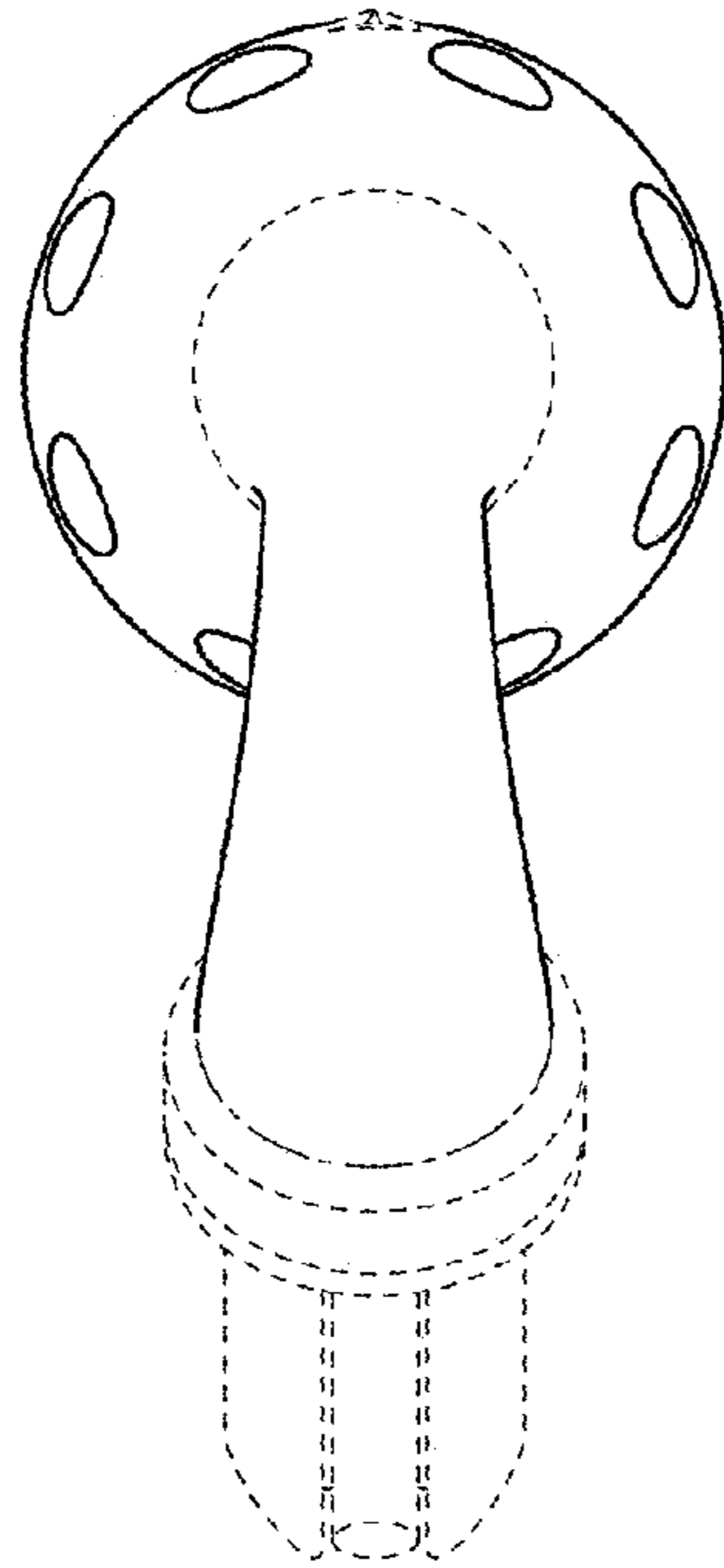


FIG. 5

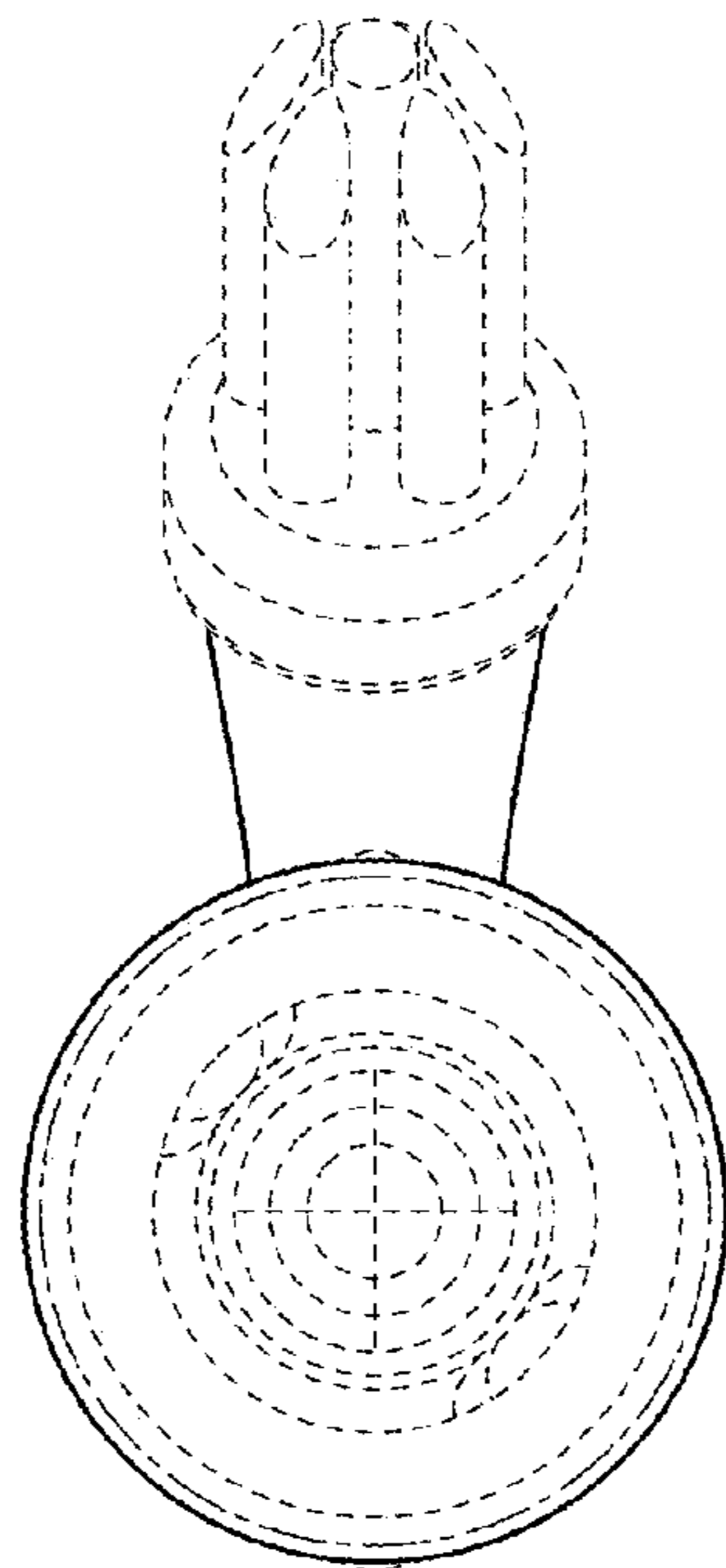


FIG. 6