



US00D715559S

(12) **United States Design Patent**
Xi et al.

(10) **Patent No.:** **US D715,559 S**
(45) **Date of Patent:** **** Oct. 21, 2014**

(54) **ORAL CARE IMPLEMENT**
(75) Inventors: **Wen Jin Xi**, JiangSu (CN); **Guang Sheng Guo**, JiangSu (CN); **Ran Zhang**, JiangSu (CN)

CN 301024321 9/2009
CN 301050660 11/2009
DE 40702118-0015 10/2012
EM 000564448-0005 9/2006
EM 000674270-0002 2/2008
EM 001147870-0001 7/2009

(73) Assignee: **Colgate-Palmolive Company**, New York, NY (US)

(Continued)

(**) Term: **14 Years**

(21) Appl. No.: **29/401,587**

(22) Filed: **Sep. 13, 2011**

(51) **LOC (10) Cl.** **04-02**

(52) **U.S. Cl.**
USPC **D4/104**

(58) **Field of Classification Search**
USPC D4/101, 104-112, 132-134, 138;
15/143.1, 167.1, 167.2; 16/430;
132/308-311; 601/139, 141

See application file for complete search history.

OTHER PUBLICATIONS
DE 40407153-0001 Registered Design Application (SYNPART AG) Aug. 25, 2005 [online]. Retrieved from the Designs Register of the German Patent and Trade Mark Office using the Internet: <URL: <http://register.dmpa.de>>.

(Continued)

Primary Examiner — Melanie H Tung
Assistant Examiner — Lavone D Tabor
(74) *Attorney, Agent, or Firm* — Thibault Fayette

(57) **CLAIM**
The ornamental design for an oral care implement, as shown and described.

(56) **References Cited**

DESCRIPTION

U.S. PATENT DOCUMENTS

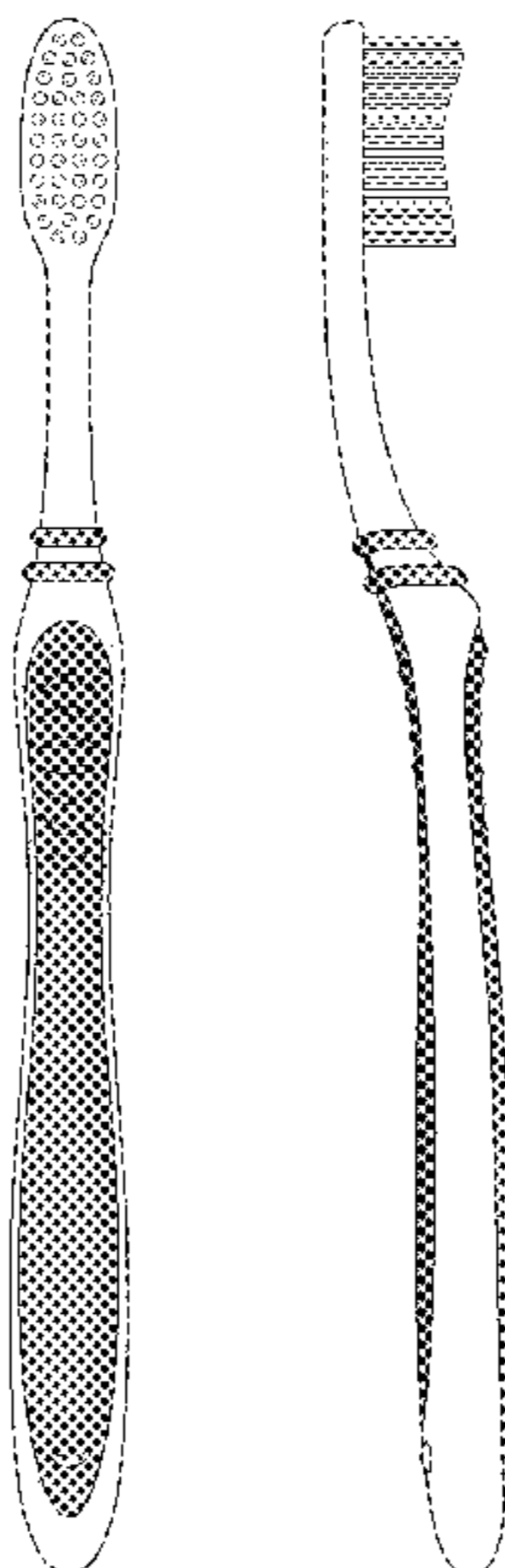
2,312,828	A	3/1943	Adamsson
D374,775	S	10/1996	Yost et al.
D413,728	S	9/1999	Waguespack et al.
D451,679	S	12/2001	Ping
D463,668	S	10/2002	Yoshimoto et al.
D501,724	S	2/2005	Li et al.
D514,321	S	2/2006	Moskovich et al.
D514,325	S	2/2006	Moskovich et al.
D575,064	S	8/2008	Wong
D596,407	S	7/2009	Xi
D617,562	S	6/2010	Jin
D645,253	S	9/2011	Xi et al.

FOREIGN PATENT DOCUMENTS

CA	139724	10/1921
CN	300842154	10/2008
CN	300842155	10/2008
CN	300869066	1/2009

FIG. 1 is a front view of an oral care implement according to a first embodiment of the new design;
FIG. 2 is a rear view thereof;
FIG. 3 is a left side view thereof;
FIG. 4 is a right side view thereof;
FIG. 5 is a top view thereof;
FIG. 6 is a bottom view thereof;
FIG. 7 is a front view of an oral care implement according to a second embodiment of the new design;
FIG. 8 is a rear view thereof;
FIG. 9 is a left side view thereof;
FIG. 10 is a right side view thereof;
FIG. 11 is a top view thereof; and,
FIG. 12 is a bottom view thereof.
The difference in grayscale shading represents a contrast in appearance.

1 Claim, 6 Drawing Sheets



(56)

References Cited

FOREIGN PATENT DOCUMENTS

EM	001268171-0001	4/2011
HK	0100599.0	6/2001
HK	0310755.6	7/2003
HK	1002276.8M001	12/2010
JP	53-44564	4/1978
KR	30-0288230 S	12/2001
KR	30-0303422 S	7/2002
KR	30-0372548 S	1/2005
TR	2005 03195	12/2005
TR	2006 01578	7/2006
TR	2007 01051	5/2007

TW	592452	6/2004
TW	592458	6/2004
WO	WO2007/009276	1/2007

OTHER PUBLICATIONS

HK 9911196.5 Registered Design Application, (Hawley & Hazel (BVI) Company Ltd.) Nov. 26, 1999, [online], Retrieved on Mar. 6, 2009] Retrieved from the Design Registry of the Intellectual Property Department of the Government of the Hong Kong Special Administrative Region using the Internet: <URL: <http://ipsearch.ipd.gov.hk>>. De 40702118-0001 Registered Design, (Braun GmbH) Jul. 25, 2007 [online], [retrieved Mar. 6, 2009] Retrieved from the Design Register of the German Patent and Trademark Office using the Internet: <URL:<http://register.dmpa.de>>.

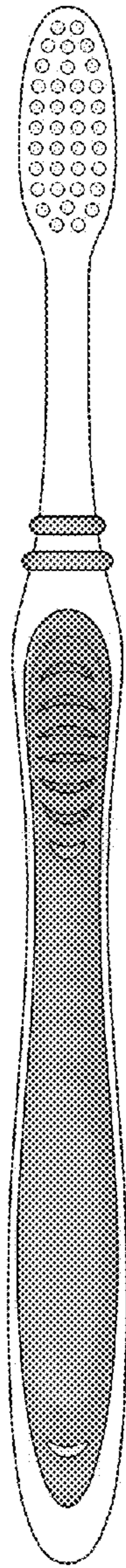


FIG. 1

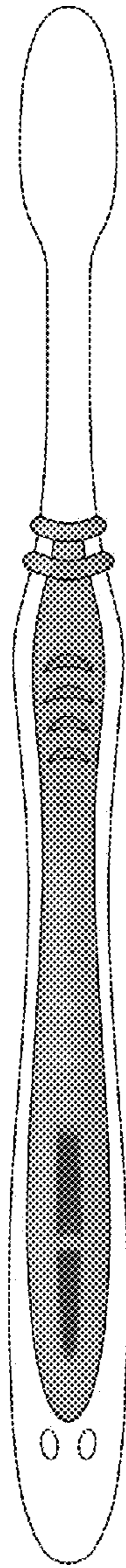


FIG. 2

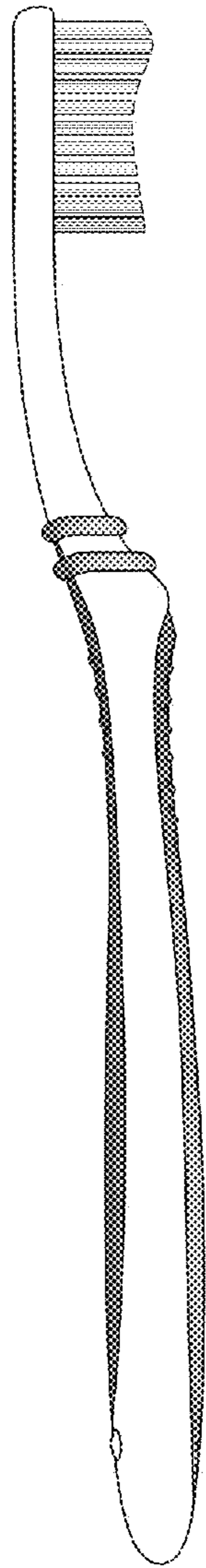


FIG. 3

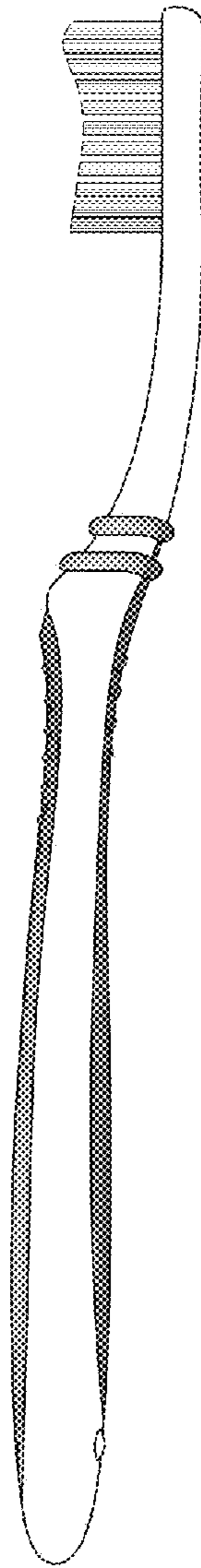


FIG. 4

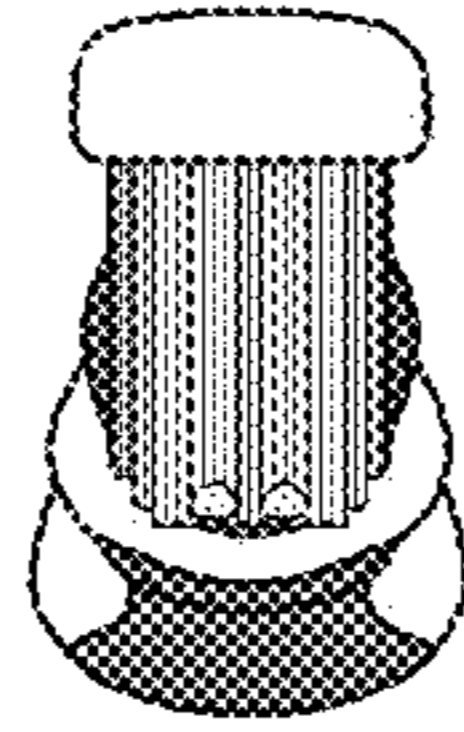


FIG. 5

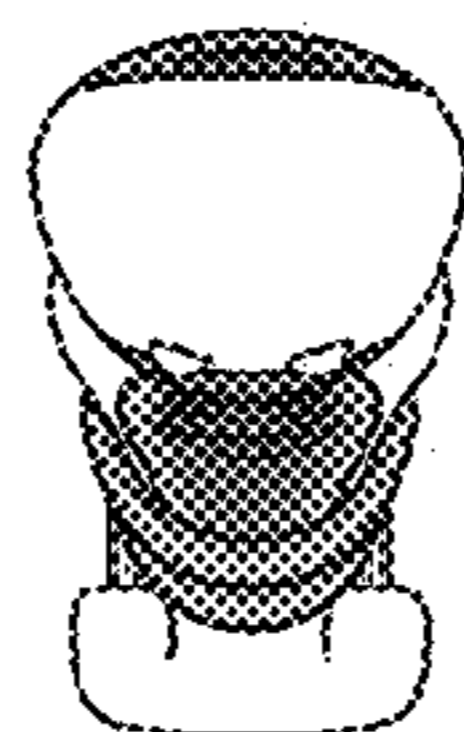


FIG. 6

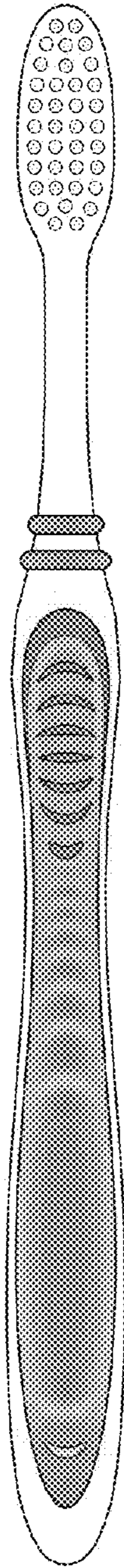


FIG. 7

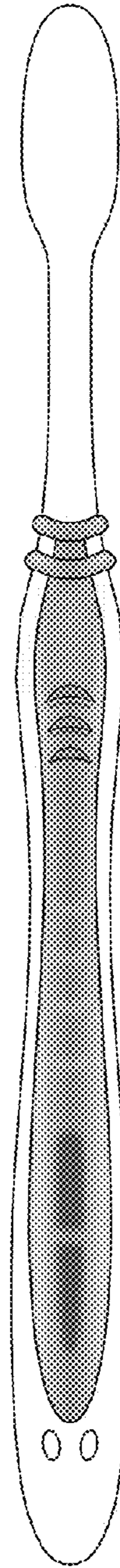


FIG. 8

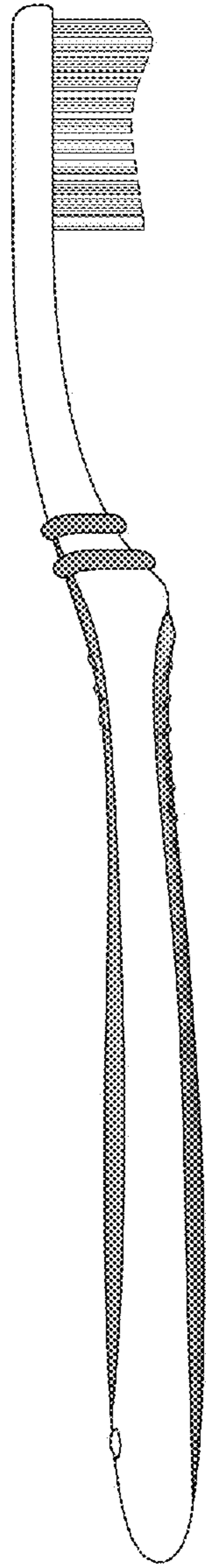


FIG. 9



FIG. 10

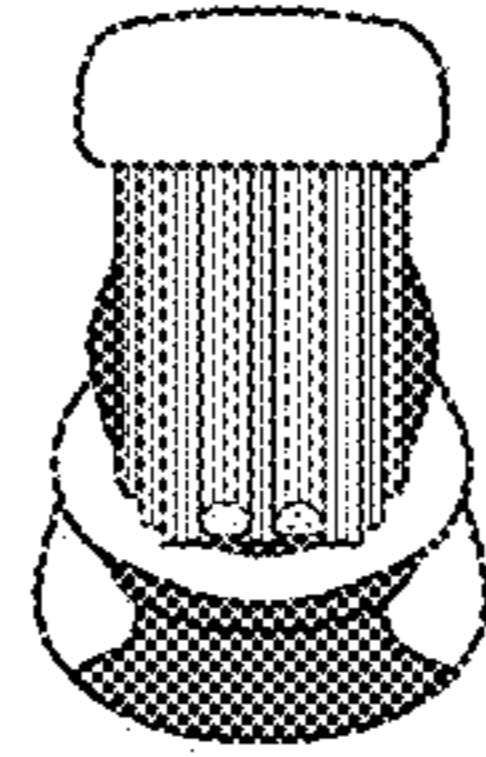


FIG. 11

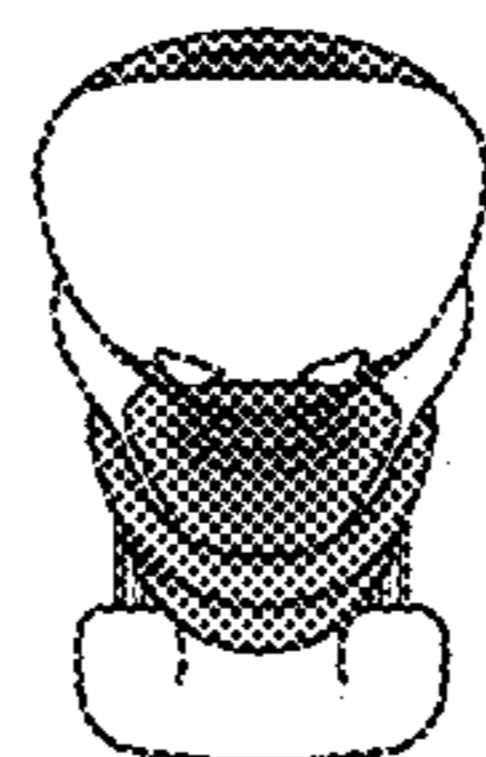


FIG. 12