



US00D715558S

(12) **United States Design Patent**
Brewer

(10) **Patent No.:** **US D715,558 S**
(45) **Date of Patent:** **** Oct. 21, 2014**

(54) **BRUSH HEAD**

(71) Applicant: **L'Oreal USA Creative, Inc.**, New York, NY (US)

(72) Inventor: **Gerald Keith Brewer**, Redmond, WA (US)

(73) Assignee: **L'Oreal USA Creative, Inc.**, New York, NY (US)

(**) Term: **14 Years**

(21) Appl. No.: **29/465,632**

(22) Filed: **Aug. 29, 2013**

(51) **LOC (10) Cl.** **04-02**

(52) **U.S. Cl.**
USPC **D4/102; D4/127**

(58) **Field of Classification Search**

CPC A46B 3/00; A46B 3/02; A46B 5/0095; A46B 7/00; A46B 7/06; A46B 7/08; A46B 9/00; A46B 9/02; A46B 9/026; A46B 9/028; A46B 13/00; A46B 13/003; A46B 13/008; A46B 13/02; A46B 13/023; A46B 13/026; A46B 13/04; A46B 13/08; A47K 7/04; A47L 23/06; A61H 7/003; A61H 7/004; A61H 7/005

USPC D4/100-102, 127; D28/7, 57, 58, 63; 601/114; 15/22.1, 28, 29, 176.1, 176.4, 15/176.5, 180, 207.2, DIG. 5, DIG. 6, 197, 15/198, 200; D24/146, 211, 214, 215

See application file for complete search history.

(56) **References Cited**

U.S. PATENT DOCUMENTS

1,393,332 A * 10/1921 Wimmer 15/28
1,460,883 A * 7/1923 Bougher 15/180
1,557,166 A * 10/1925 Horn 15/198
D335,934 S 5/1993 Howard

D403,055 S 12/1998 Nguyen
D523,809 S 6/2006 Roth et al.
7,157,816 B2 1/2007 Pilcher et al.
D549,964 S 9/2007 Roth et al.
7,386,906 B2 6/2008 Roth et al.
D601,803 S 10/2009 Reishus et al.
D612,614 S * 3/2010 Maxwell D4/114
7,786,626 B2 8/2010 Reishus et al.
7,789,092 B2 9/2010 Akridge et al.
D634,268 S 3/2011 Reishus et al.
D634,707 S 3/2011 Hosler et al.
D635,294 S 3/2011 Hosler et al.
D663,893 S 7/2012 Hosler et al.
8,272,862 B2 9/2012 Pilcher et al.
D679,502 S 4/2013 Itano et al.

(Continued)

FOREIGN PATENT DOCUMENTS

CN 203121459 U * 8/2013

Primary Examiner — Melanie H Tung

Assistant Examiner — Lavone D Tabor

(74) *Attorney, Agent, or Firm* — Christensen O'Connor Johnson Kindness PLLC

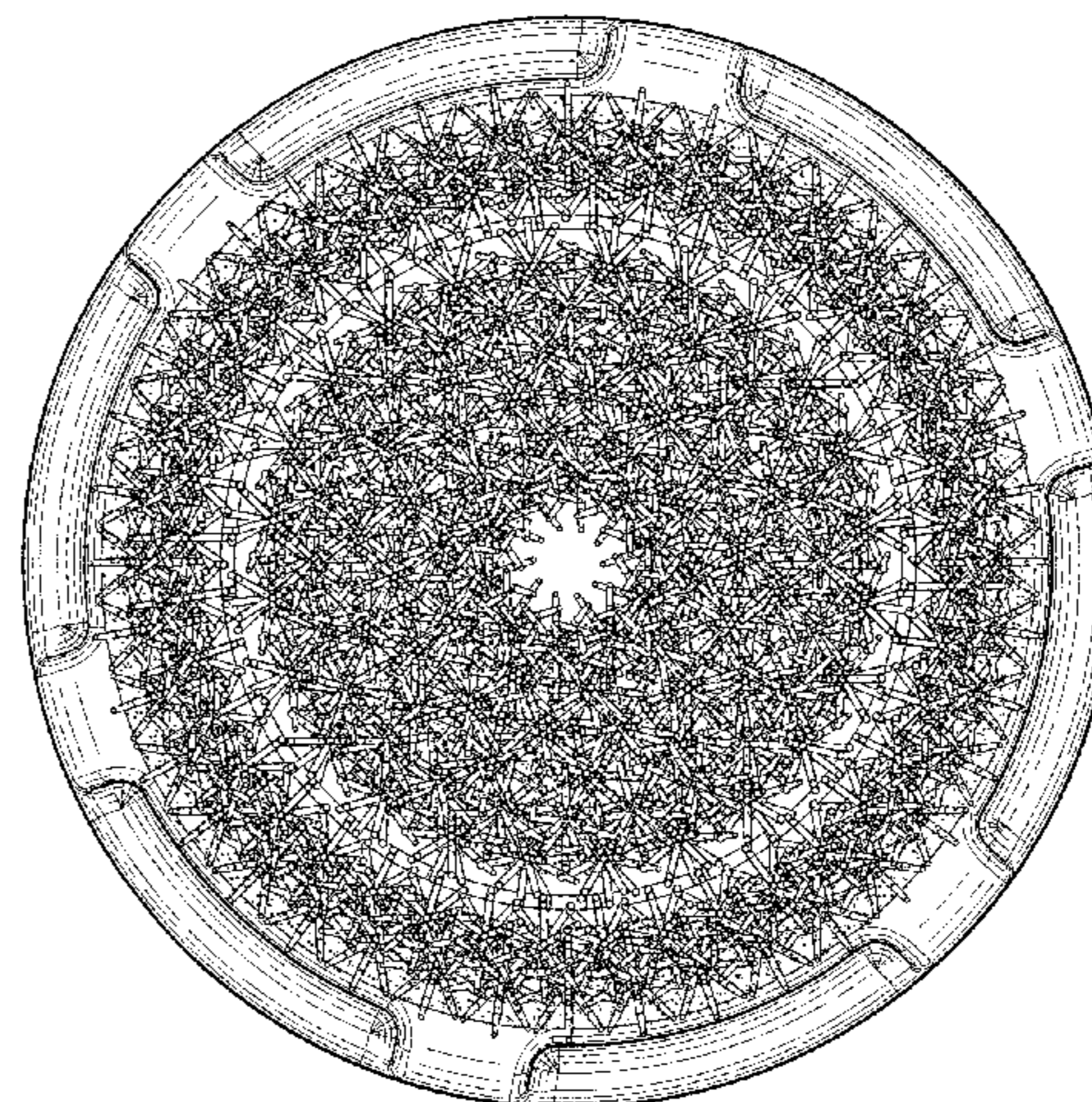
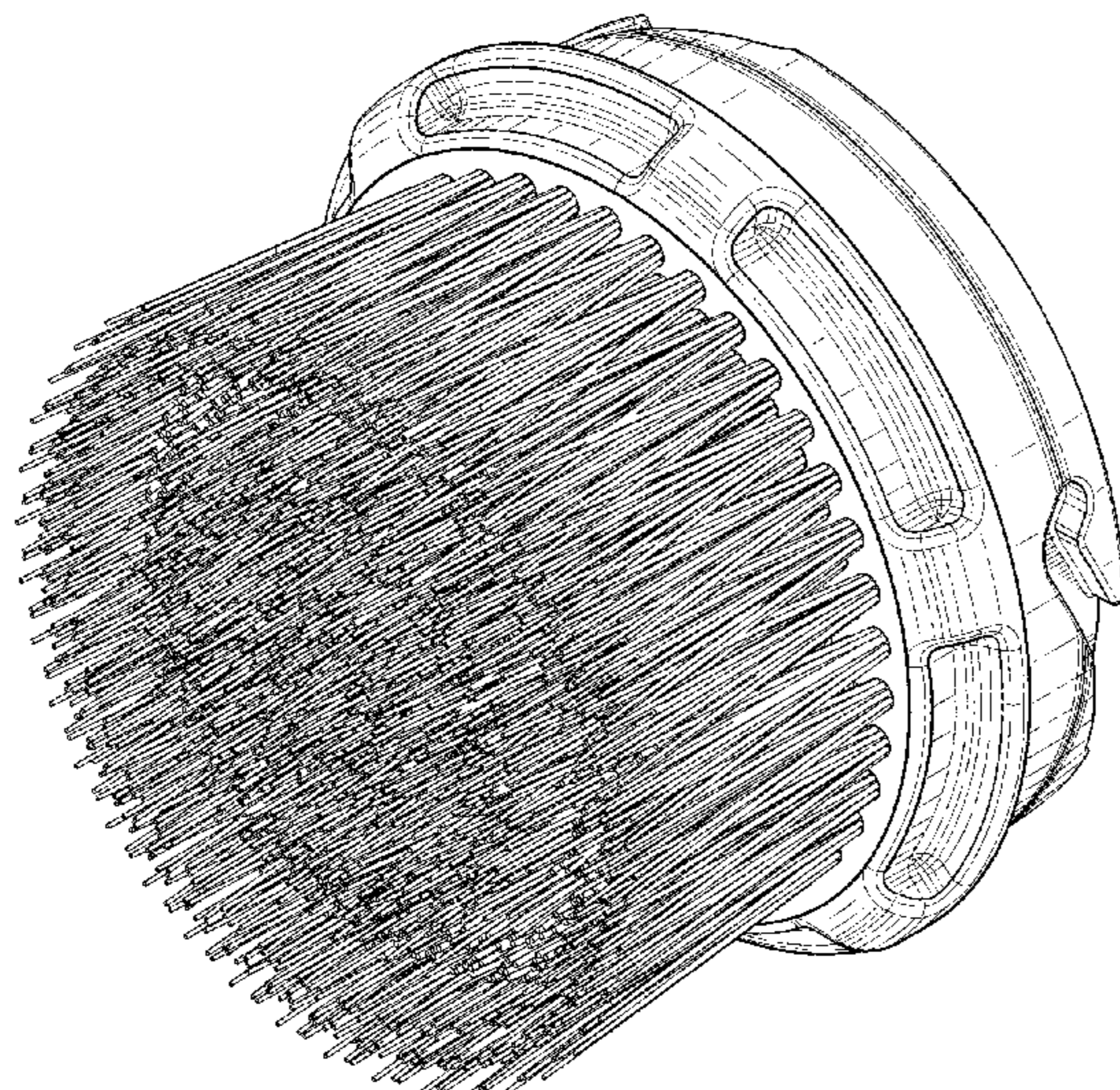
(57) **CLAIM**

The ornamental design for a brush head, as shown and described.

DESCRIPTION

FIG. 1 is a top front right perspective view of a brush head in accordance with my new design;
FIG. 2 is a front elevation view thereof;
FIG. 3 is a top plan view thereof;
FIG. 4 is a bottom plan view thereof;
FIG. 5 is a left side elevation view thereof; and,
FIG. 6 is a right side elevation view thereof.
The elements shown in broken lines in FIGS. 3-6 illustrate portions of the brush head that form no part of the claimed design.

1 Claim, 6 Drawing Sheets



(56)

References Cited

U.S. PATENT DOCUMENTS

8,469,909 B2 6/2013 Pilcher et al.

8,484,788 B2 7/2013 Brewer et al.
2003/0200616 A1* 10/2003 Chih 15/29

* cited by examiner

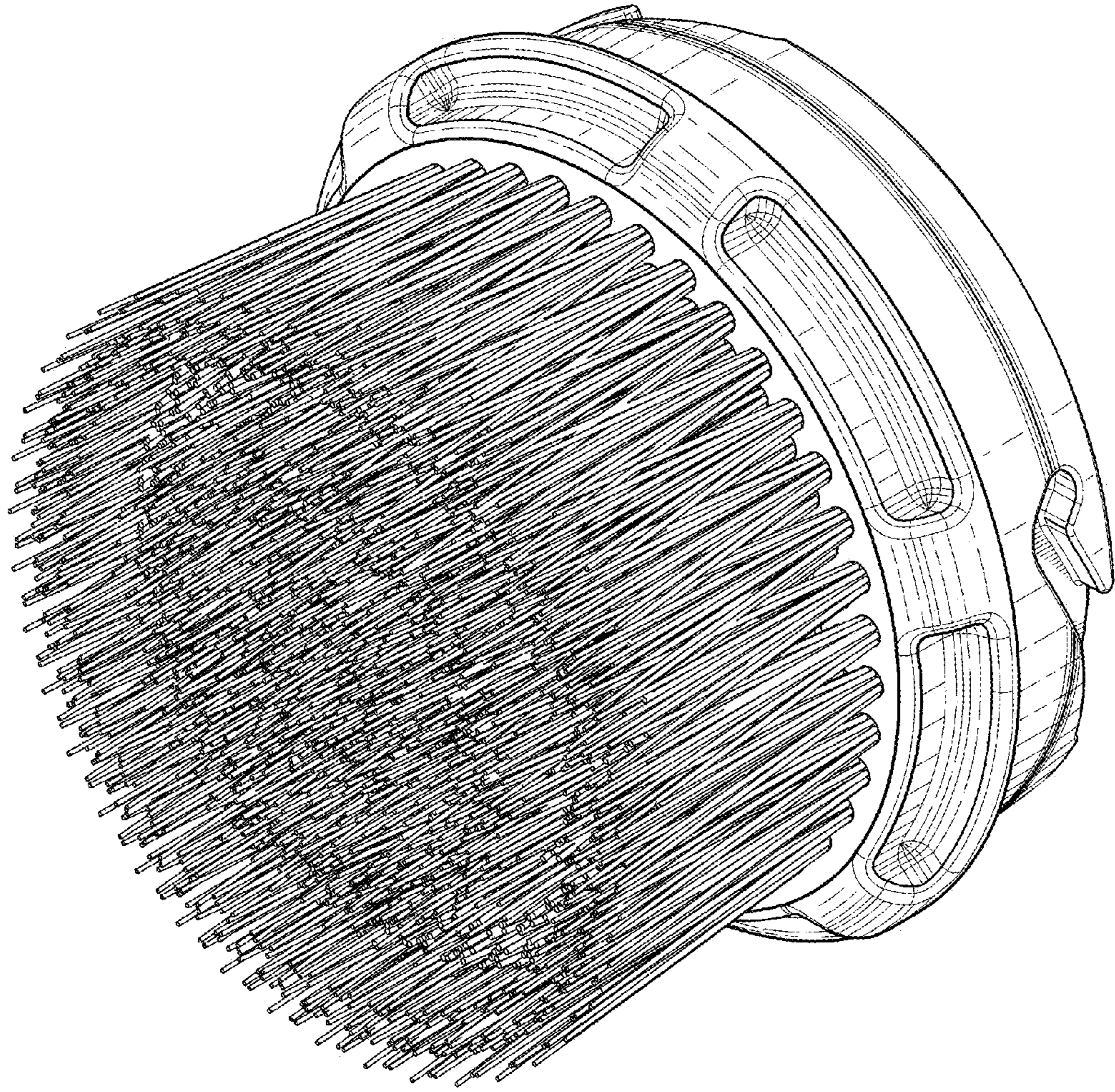


Fig. 1.

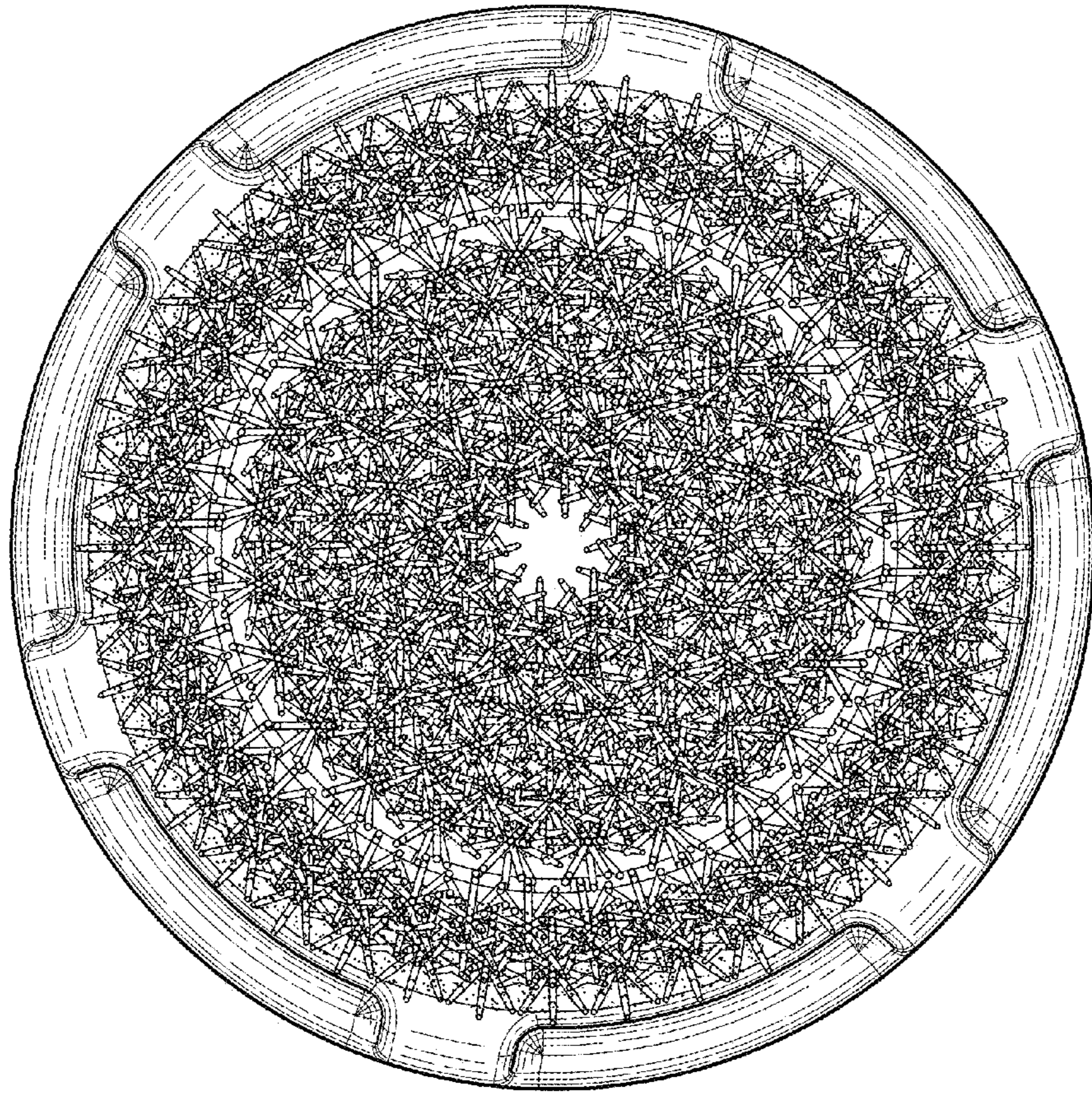


Fig. 2.

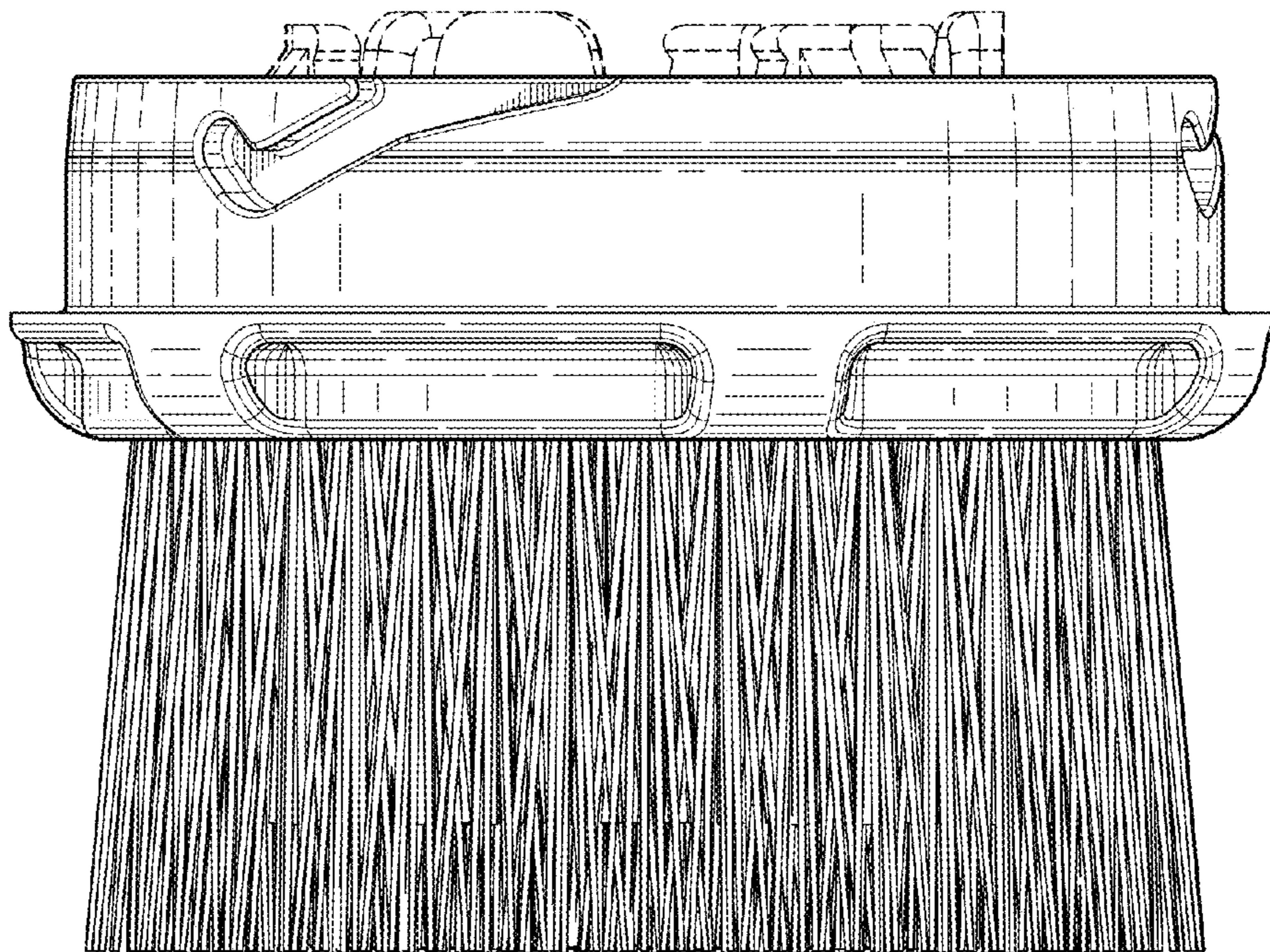


Fig. 3.

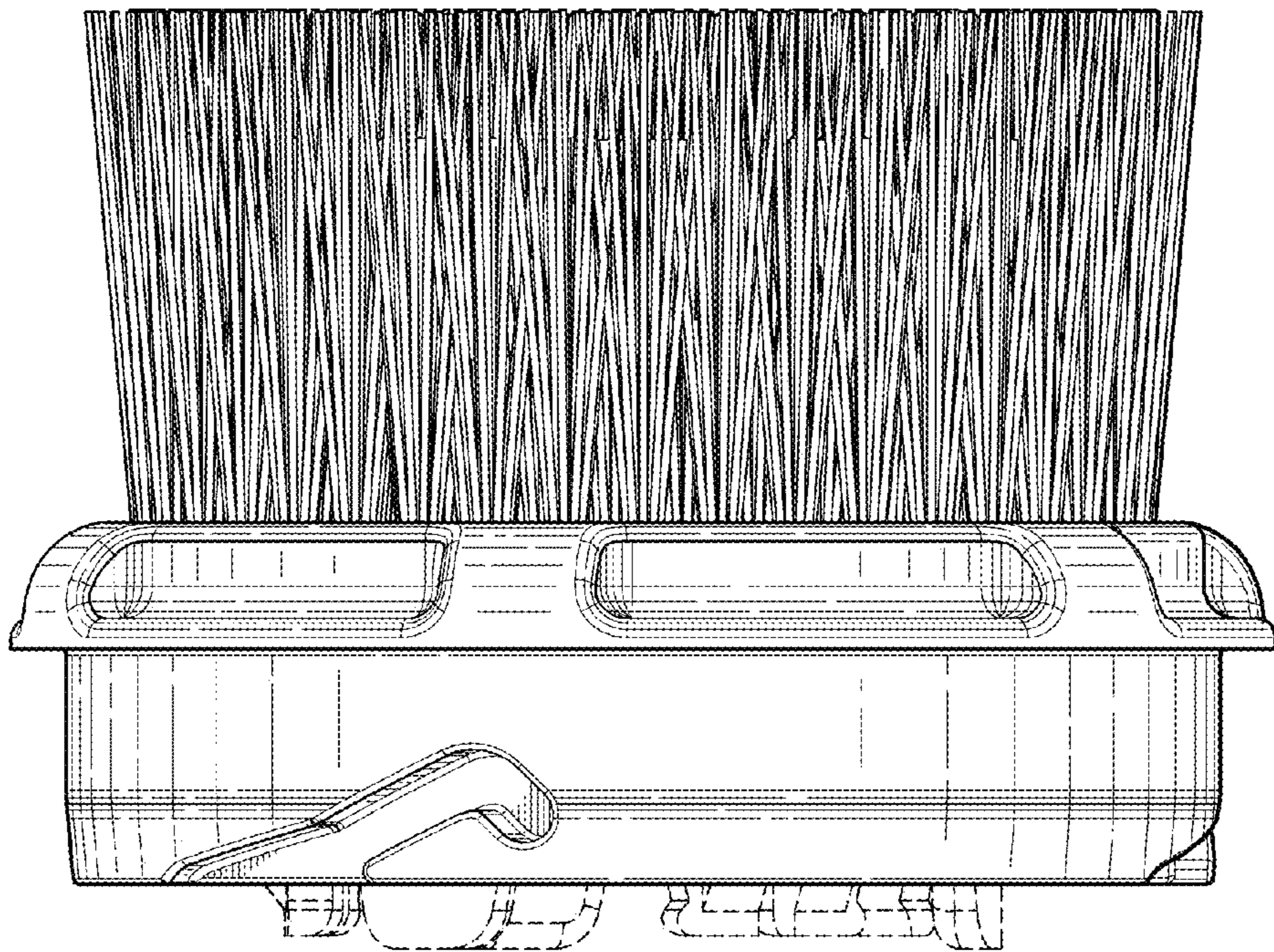


Fig. 4.

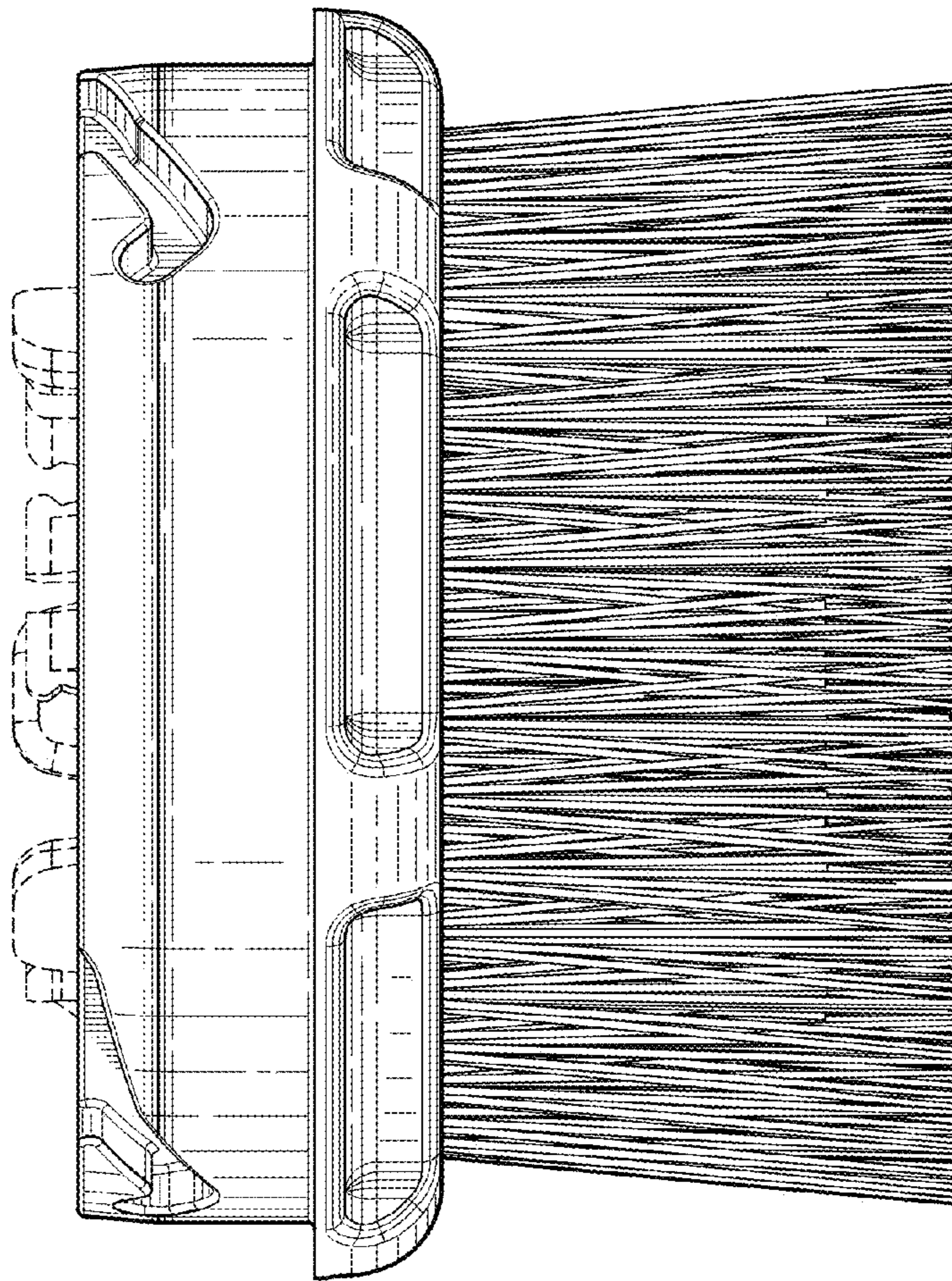


Fig. 5.

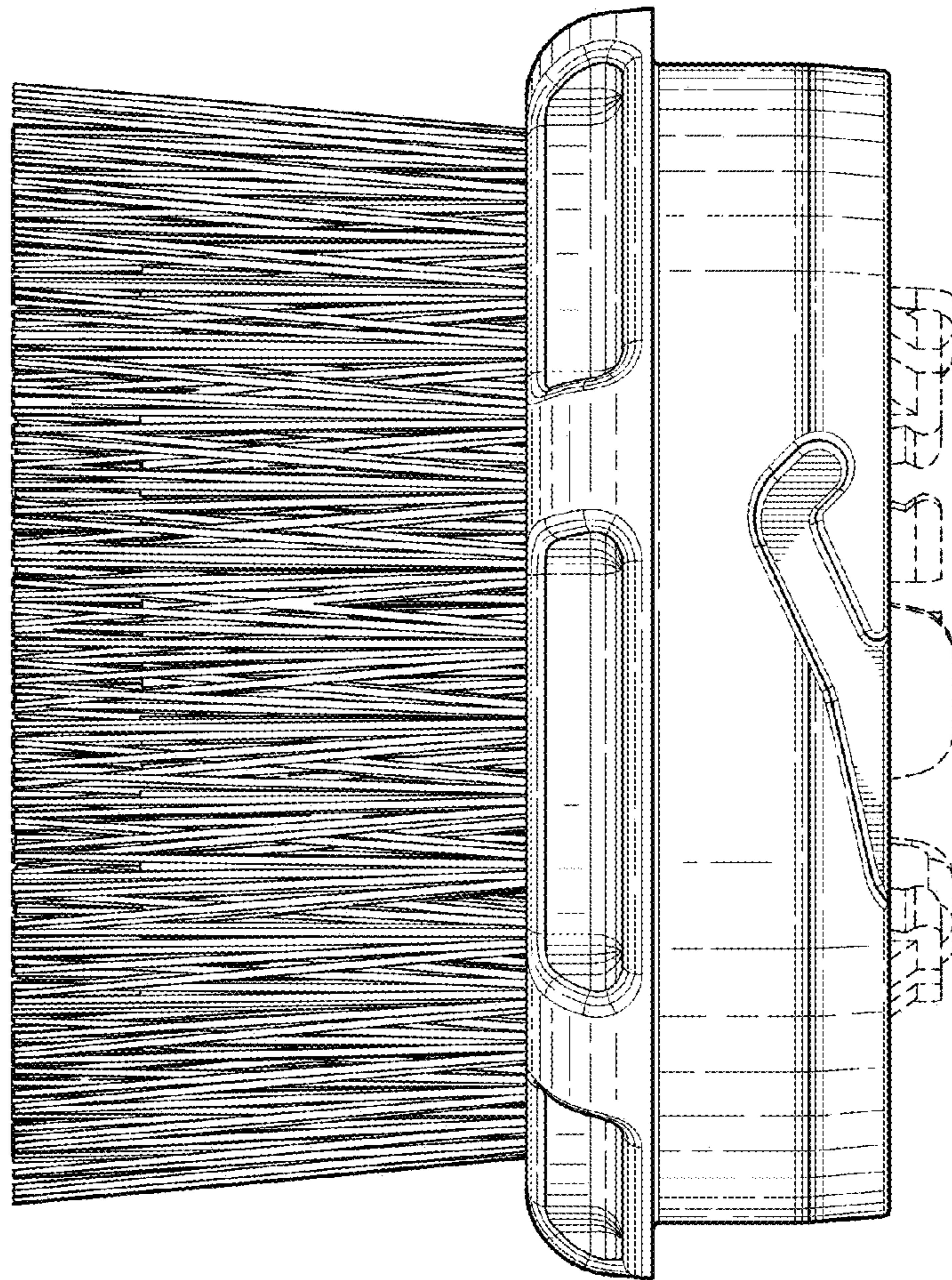


Fig. 6.