



US00D715553S

(12) **United States Design Patent**
Brewer et al.

(10) **Patent No.:** **US D715,553 S**
(45) **Date of Patent:** **** Oct. 21, 2014**

(54) **EXFOLIATING BRUSH HEAD ASSEMBLY**

FOREIGN PATENT DOCUMENTS

(71) Applicant: **L'Oreal USA Creative, Inc.**, New York, NY (US)

CN 203122249 U * 8/2013 A47K 7/02
DE 524742 C * 5/1931 A46B 9/02

(Continued)

(72) Inventors: **Gerald Keith Brewer**, Redmond, WA (US); **Kenneth A. Pilcher**, Seattle, WA (US); **Robert E. Akridge**, Seattle, WA (US)

OTHER PUBLICATIONS

CN 301207096 Registered Design, (Wu Xiaowang) May 19, 2010, [online], [retrieved on Jun. 21, 2012] Retrieved from the Questel Intellectual Property Portal Design Database using the Internet: <URL: <http://www.orbit.com>>.*

(Continued)

(73) Assignee: **L'Oreal USA Creative, Inc.**, New York, NY (US)

(**) Term: **14 Years**

Primary Examiner — Melanie H Tung

Assistant Examiner — Lavone D Tabor

(21) Appl. No.: **29/452,223**

(74) *Attorney, Agent, or Firm* — Christensen O'Connor Johnson Kindness PLLC

(22) Filed: **Apr. 12, 2013**

(51) **LOC (10) Cl.** **04-02**

(52) **U.S. Cl.**

USPC **D4/102; D4/127**

(58) **Field of Classification Search**

CPC A46B 3/00; A46B 3/02; A46B 5/0095; A46B 7/00; A46B 7/06; A46B 7/08; A46B 9/00; A46B 9/02; A46B 9/026; A46B 9/028; A46B 13/00; A46B 13/003; A46B 13/008; A46B 13/02; A46B 13/023; A46B 13/026; A46B 13/04; A46B 13/08; A47K 7/04; A47L 23/06; A61H 7/003; A61H 7/004; A61H 7/005

USPC D4/100-102, 127; D28/7, 57, 58, 63; 15/22.1, 28, 29, 176.1, 176.4, 176.5, 15/180, 207.2, DIG. 5, DIG. 6; 601/114; D24/146, 211, 214, 215

See application file for complete search history.

(57) **CLAIM**

The ornamental design for an exfoliating brush head assembly, as shown and described.

DESCRIPTION

FIG. 1 is a perspective view of an exfoliating brush head assembly in accordance with our new design, the brush head suitable for use with a personal care appliance;

FIG. 2 is a top view of the exfoliating brush head assembly of FIG. 1;

FIG. 3 is a front view of the exfoliating brush head assembly of FIG. 1;

FIG. 4 is a rear view of the exfoliating brush head assembly of FIG. 1;

FIG. 5 is a left side view of the exfoliating brush head assembly of FIG. 1; and,

FIG. 6 is a right side view of the exfoliating brush head assembly of FIG. 1.

The elements shown in broken lines in FIGS. 3-6 illustrate portions of the exfoliating brush head assembly that form no part of the claimed design.

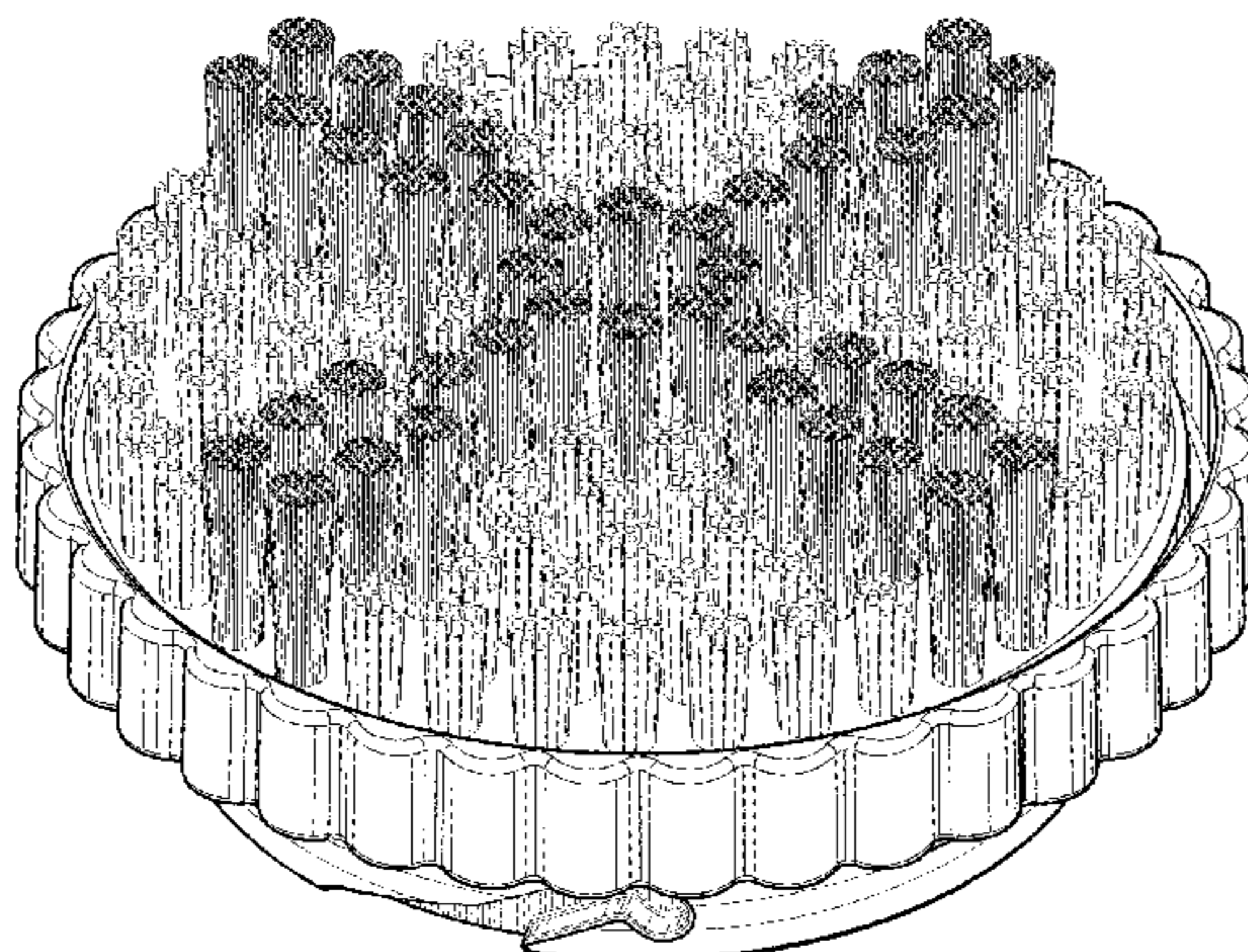
(56) **References Cited**

U.S. PATENT DOCUMENTS

D262,672 S * 1/1982 Chase et al. D4/127
4,998,314 A * 3/1991 Borofsky 15/4

(Continued)

1 Claim, 4 Drawing Sheets



(56)

References Cited

U.S. PATENT DOCUMENTS

D524,441 S 7/2006 Anderson et al.
 7,386,906 B2 6/2008 Roth et al.
 7,581,545 B1 9/2009 Moldawski et al.
 7,786,626 B2 8/2010 Reishus et al.
 D623,801 S 9/2010 Curran et al.
 8,066,013 B2 11/2011 Tes et al.
 8,291,541 B2* 10/2012 Delaere et al. 15/180
 2006/0137703 A1 6/2006 Kling
 2006/0178676 A1 8/2006 Anderson et al.
 2007/0221238 A1 9/2007 Tran
 2013/0023805 A1 1/2013 Ungemach et al.
 2013/0023806 A1 1/2013 Ungemach et al.

FOREIGN PATENT DOCUMENTS

DE 102007007612 A1 * 8/2008 A61H 7/005

EP 0924031 A1 * 6/1999 A46B 3/02
 EP 1700537 A1 * 9/2006 D46B 9/06
 KR 30-0443838 S * 3/2007
 KR 30-0443841 S * 3/2007
 WO WO 0156529 A2 * 8/2001 A46B 13/008

OTHER PUBLICATIONS

“SkinSpa, Sonic Exfoliator, 901 Spa, Silk-épil 7 Type 5377,” product manual, Braun GmbH, Kronberg, Germany, <<http://www.service.braun.com/product/product.asp?rg=EU&c=NO&I=GB&typ=ui&frmTyp=subgrp&grp=SH07%3C%7C%3E&s=&subgrp=Silk%20Epil%207,%20Silk%20Epil%20Xpressive&des=&sString=5377%7CSH%7CSH07%7CS%7CSilk%20Epil%207%20-%20Legs%20Body%20&seite=3>> [retrieved Apr. 9, 2013], 89 pages.

* cited by examiner

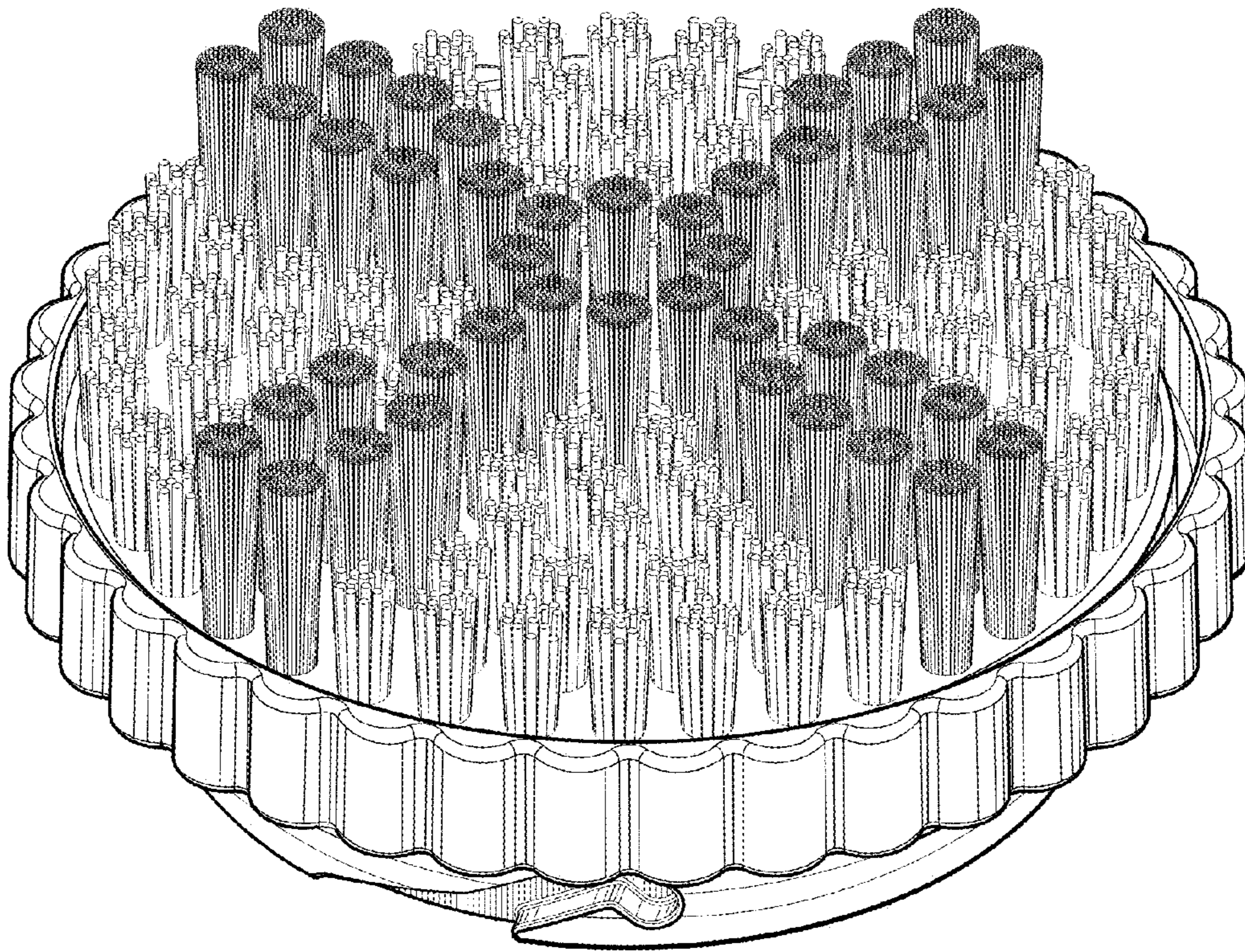


Fig. 1.

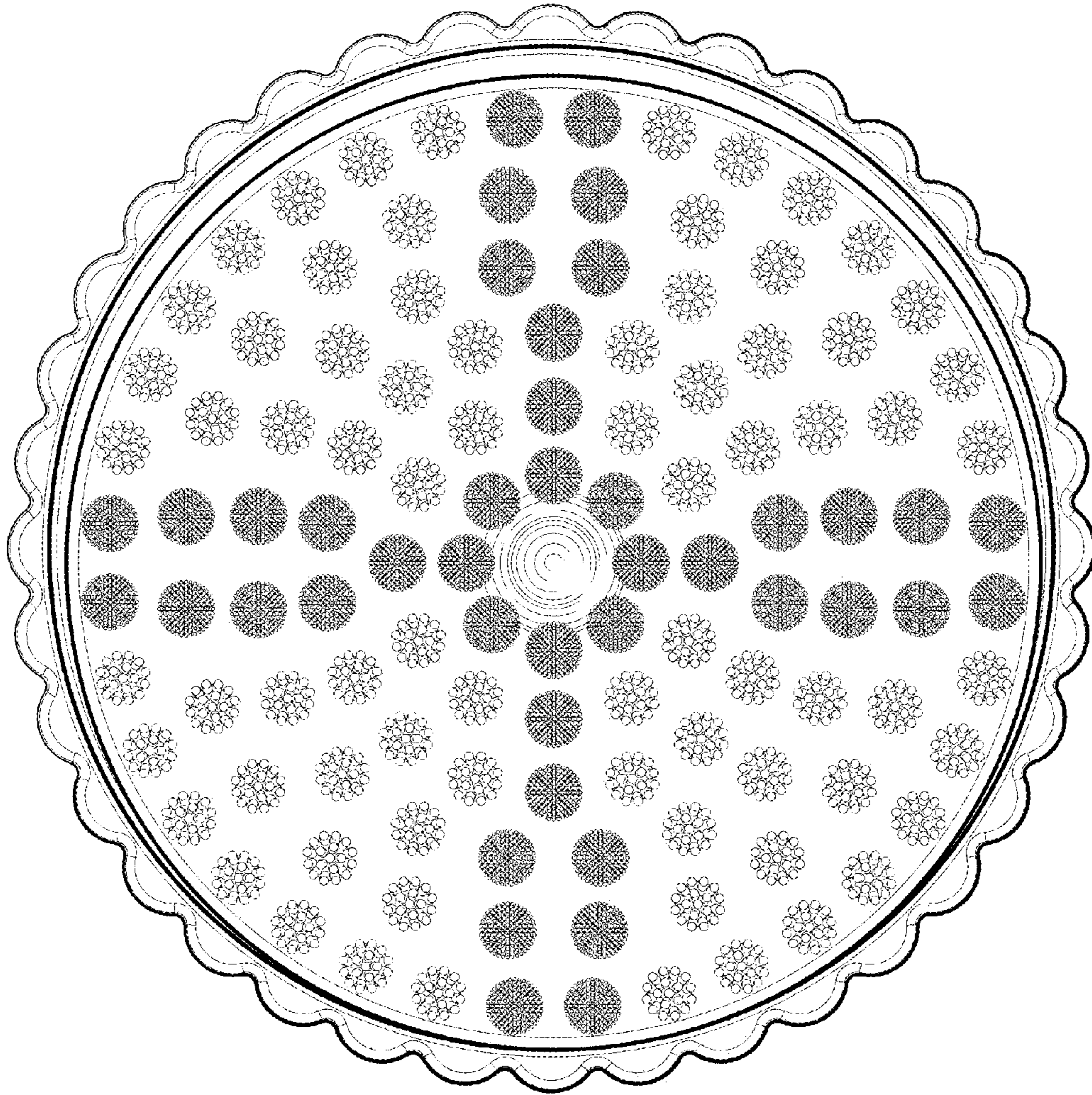


Fig. 2.

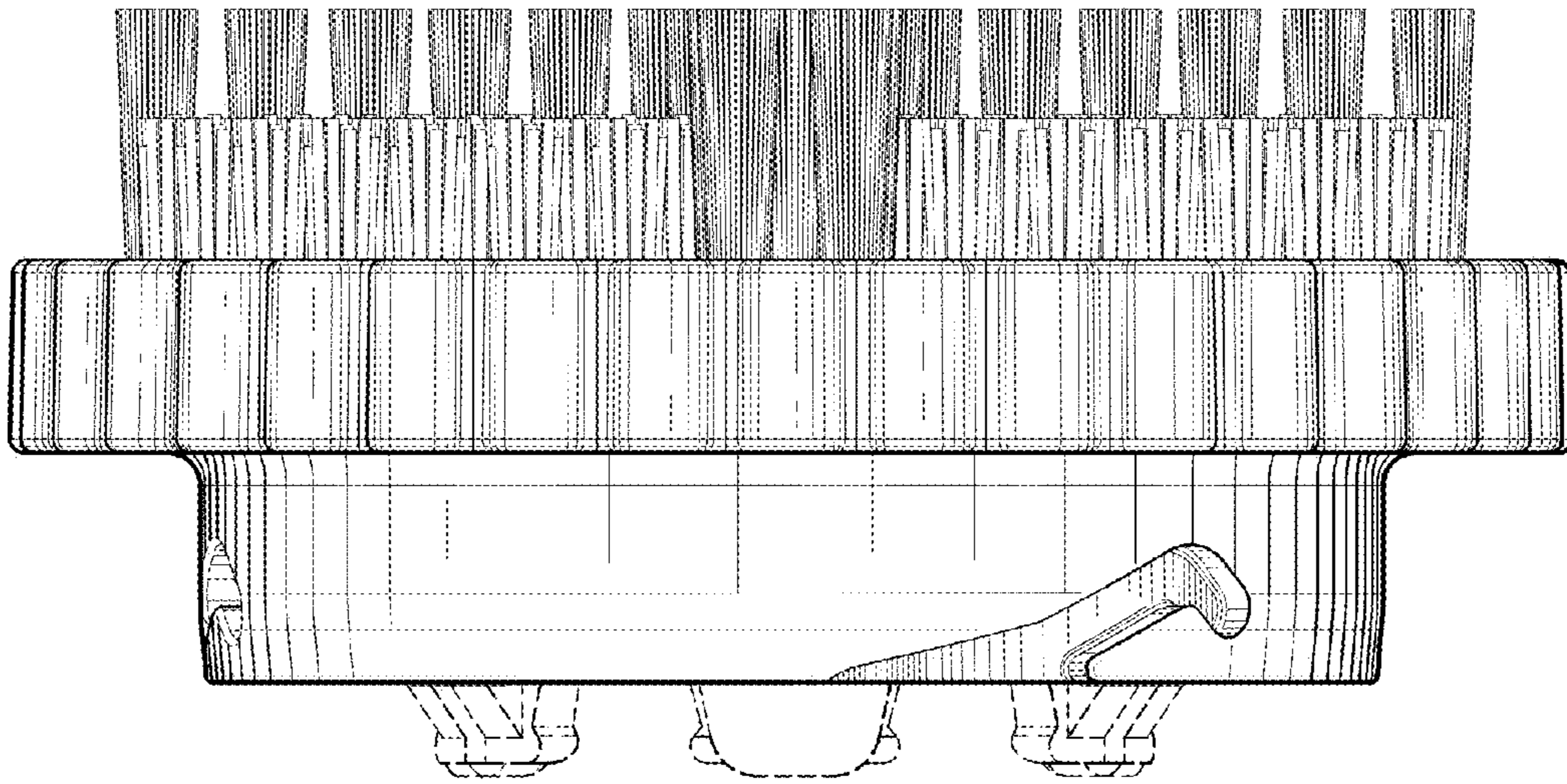


Fig.3.

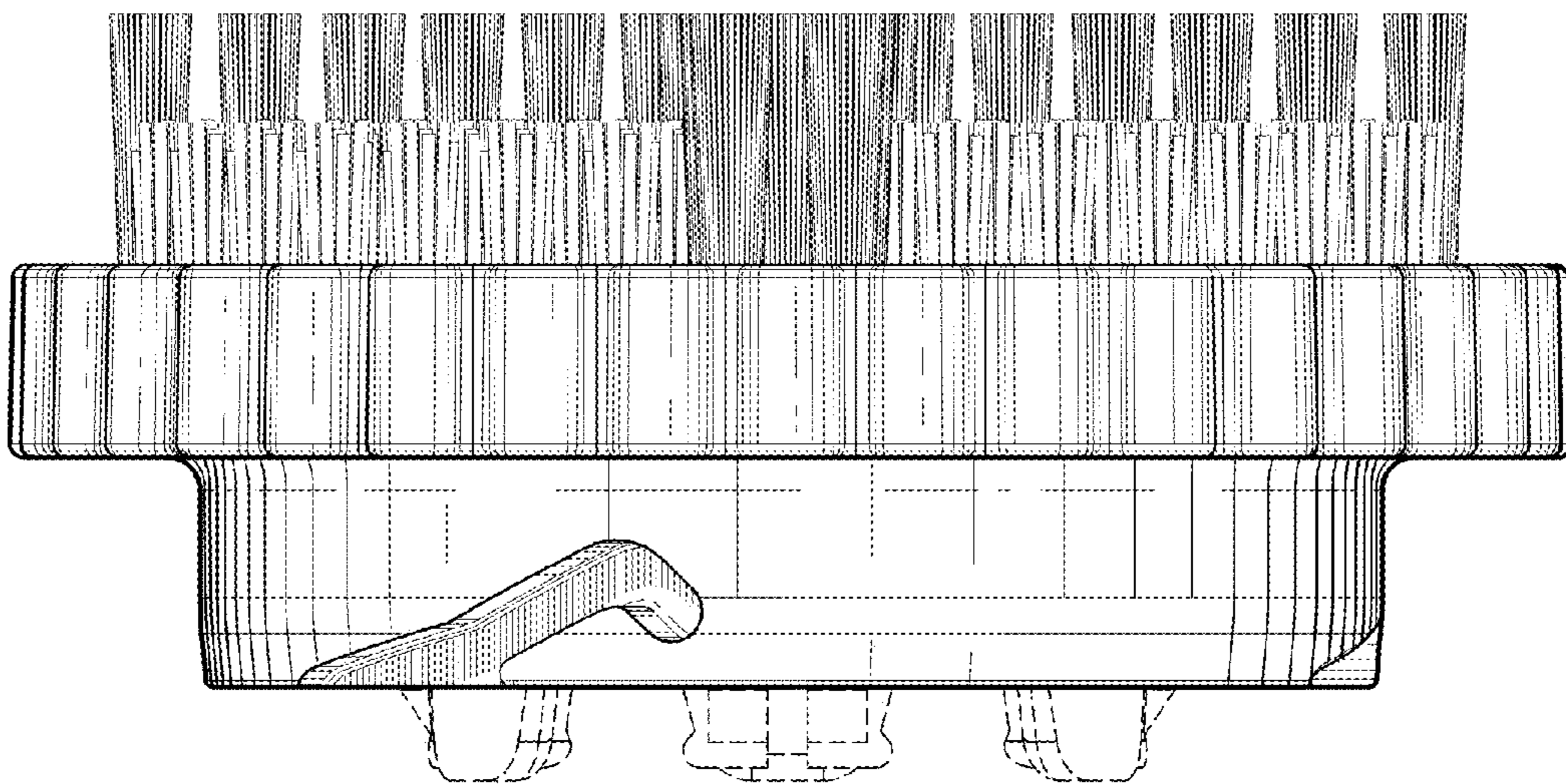


Fig.4.

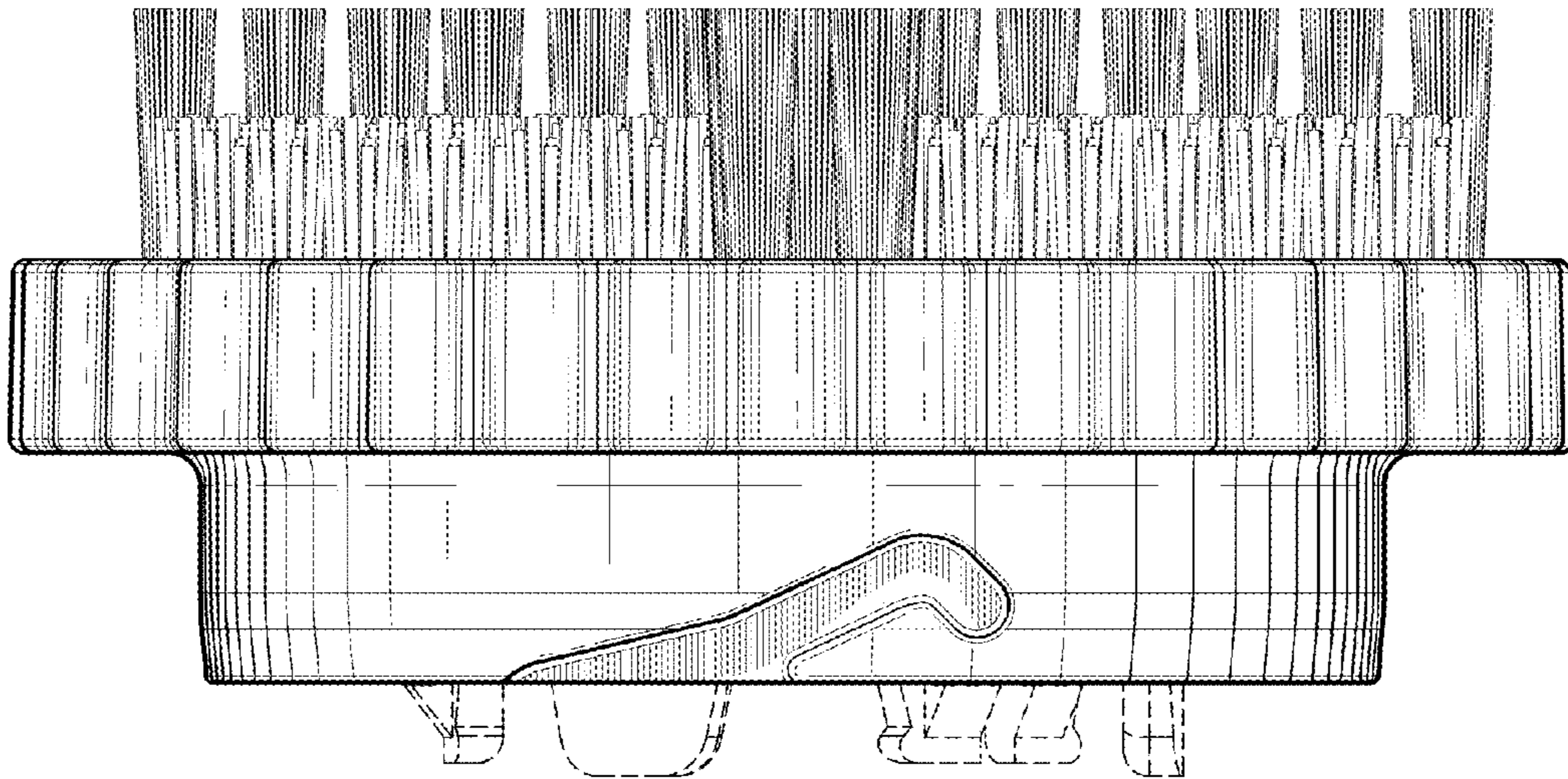


Fig. 5.

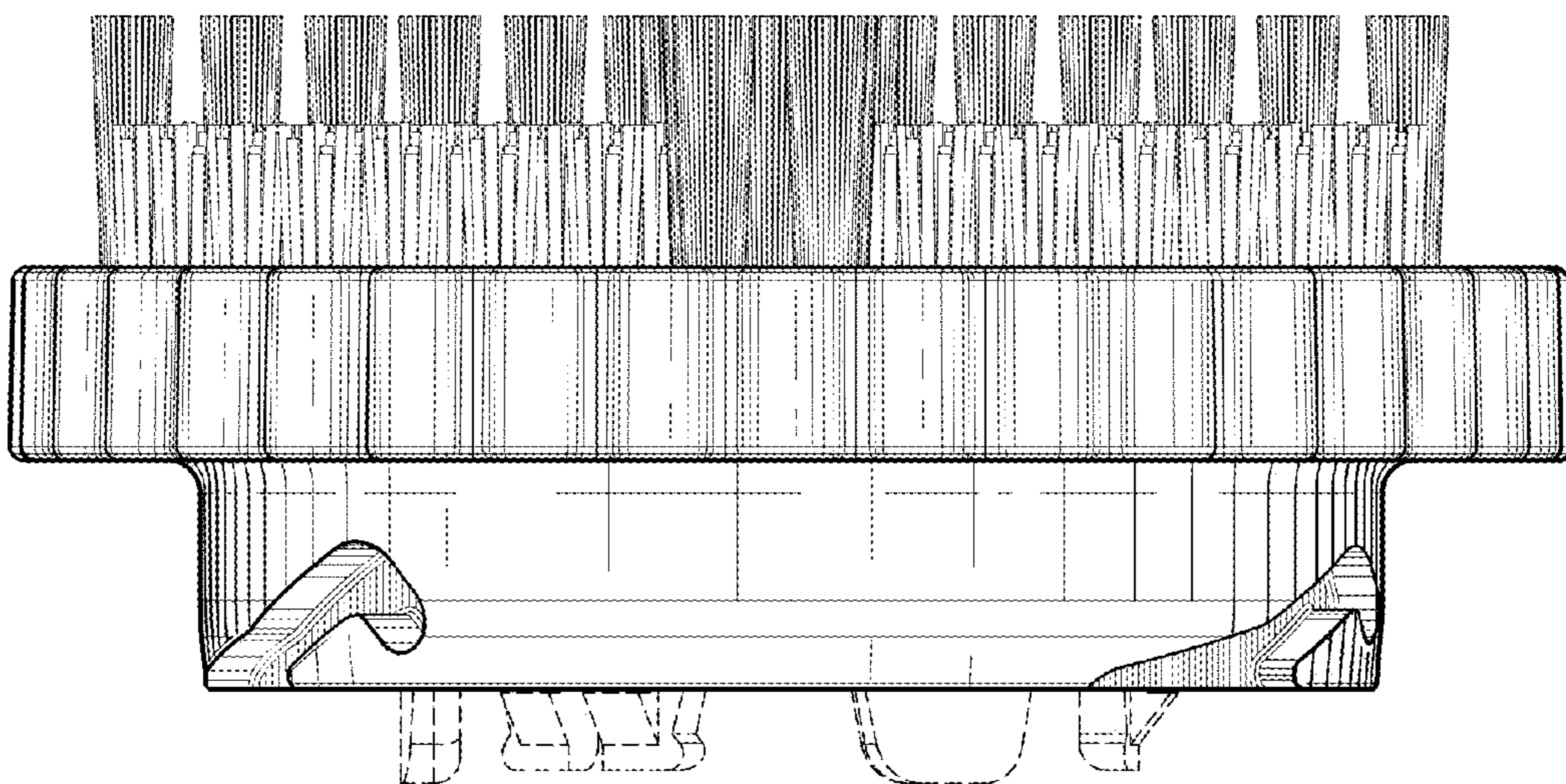


Fig. 6.