



US00D715548S

(12) **United States Design Patent**
Chang

(10) **Patent No.:** **US D715,548 S**

(45) **Date of Patent:** **** Oct. 21, 2014**

(54) **TOOLBOX**

(71) Applicant: **Hsiu-Hua Chang**, Taichung (TW)

(72) Inventor: **Hsiu-Hua Chang**, Taichung (TW)

(**) Term: **14 Years**

(21) Appl. No.: **29/449,340**

(22) Filed: **Mar. 15, 2013**

(51) **LOC (10) Cl.** **03-01**

(52) **U.S. Cl.**
USPC **D3/294**

(58) **Field of Classification Search**
CPC B25H 3/02; B25H 3/023
USPC D3/273, 274, 276, 281, 282, 294, 295,
D3/315, 905; 206/349, 372, 373, 374, 376,
206/377, 379; 211/70.6

See application file for complete search history.

(56) **References Cited**

U.S. PATENT DOCUMENTS

5,133,455	A *	7/1992	Chow	206/374
D373,901	S *	9/1996	Bergstedt	D3/294
D394,952	S *	6/1998	Wei	D3/273
D400,709	S *	11/1998	Chang	D3/294
6,044,973	A *	4/2000	Vasudeva	206/372
D458,840	S *	6/2002	Lai	D3/295
D459,223	S *	6/2002	Lai	D3/295
6,405,864	B1 *	6/2002	Streich et al.	206/373
D468,531	S *	1/2003	Hsu	D3/282
D473,713	S *	4/2003	Chen	D3/282
D475,853	S *	6/2003	Chen	D3/294
D483,180	S *	12/2003	Chen	D3/282

D528,793	S *	9/2006	Cornwell et al.	D3/294
D551,456	S *	9/2007	Singh et al.	D3/315
7,600,640	B2 *	10/2009	Hallee et al.	206/373
D639,053	S *	6/2011	Molina et al.	D3/274
D639,060	S *	6/2011	Molina et al.	D3/282
D639,061	S *	6/2011	Molina et al.	D3/282
D639,062	S *	6/2011	Molina et al.	D3/282
D640,058	S *	6/2011	Molina	D3/294
D645,663	S *	9/2011	Henley et al.	D3/294
D655,503	S *	3/2012	Deguglimo et al.	D3/293
D690,933	S *	10/2013	Robinson et al.	D3/294
D690,934	S *	10/2013	Robinson et al.	D3/294
2006/0278548	A1 *	12/2006	Pangerc et al.	206/379

* cited by examiner

Primary Examiner — Cathron Brooks

Assistant Examiner — Ethiene Salgado-Rodriguez

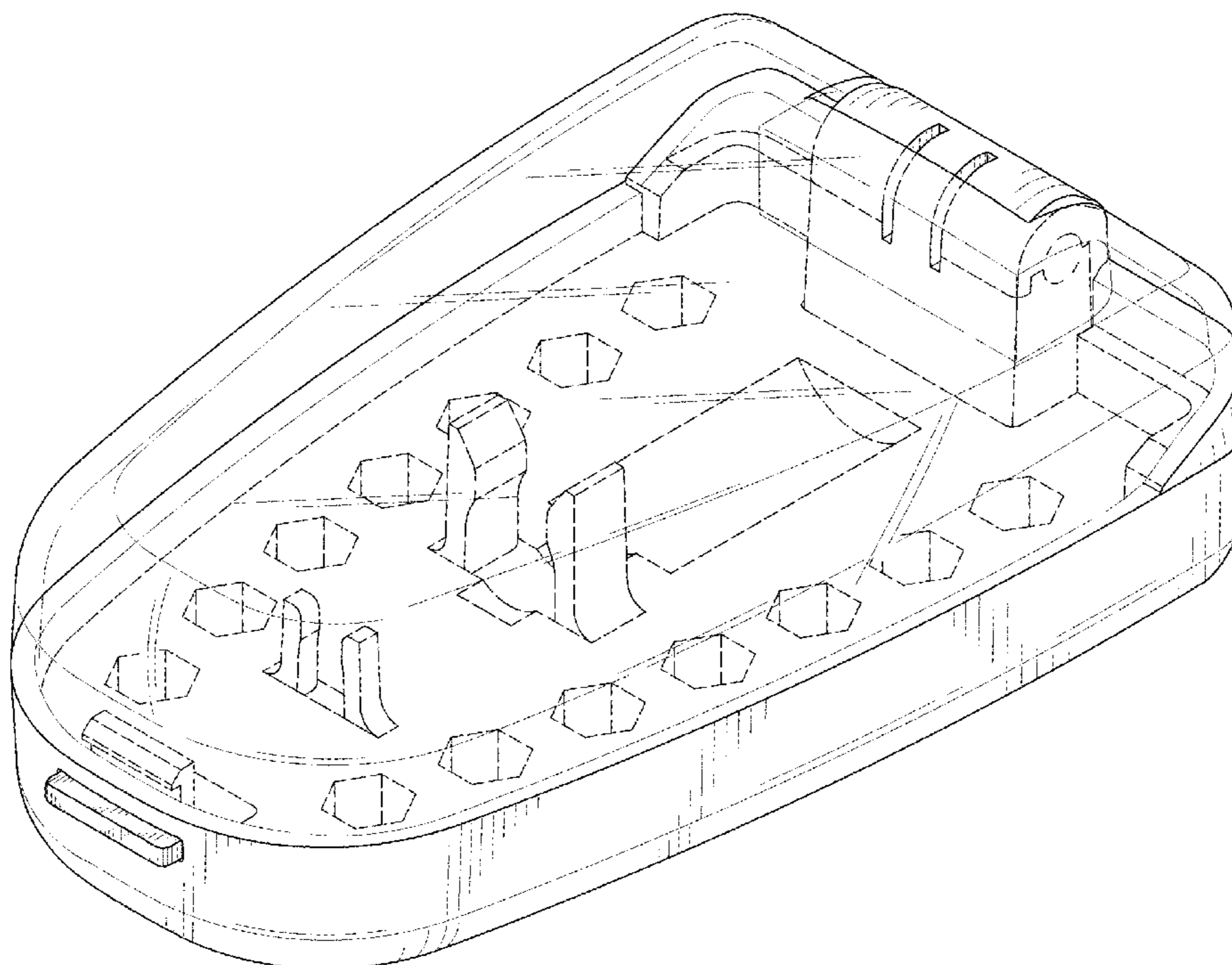
(57) **CLAIM**

I claim the ornamental design for a toolbox, as shown and described.

DESCRIPTION

FIG. 1 is a perspective view of a toolbox in accordance with the present invention, showing my design;
FIG. 2 is a front view of the toolbox shown in FIG. 1;
FIG. 3 is a rear view of the toolbox shown in FIG. 1;
FIG. 4 is a left side view of the toolbox shown in FIG. 1;
FIG. 5 is a right side view of the toolbox shown in FIG. 1;
FIG. 6 is a top view of the toolbox shown in FIG. 1; and,
FIG. 7 is a bottom view of the toolbox shown in FIG. 1.
The broken lines shown in the drawings are for the purpose of illustrating portions of the toolbox and form no part of the claimed design.

1 Claim, 7 Drawing Sheets



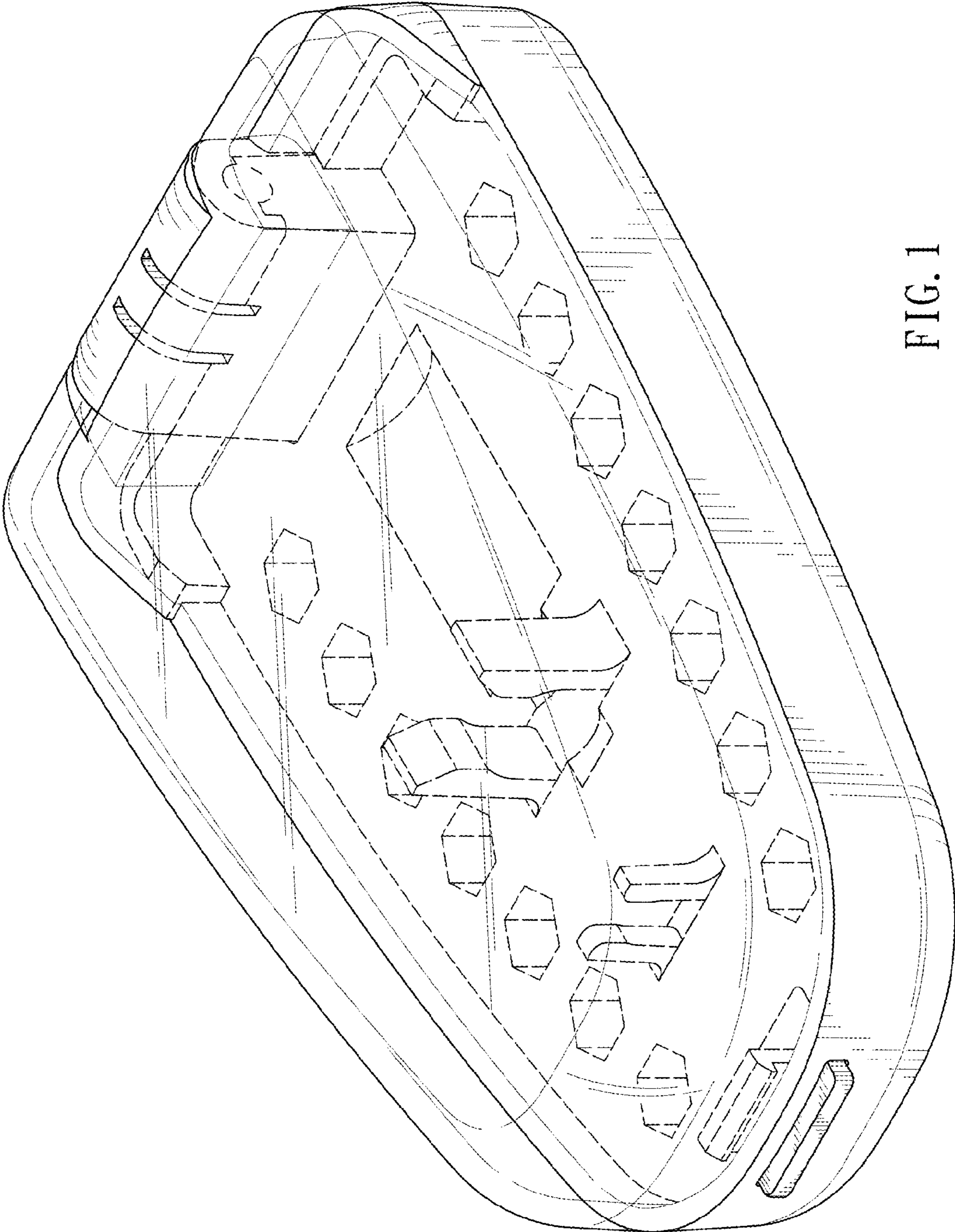


FIG. 1

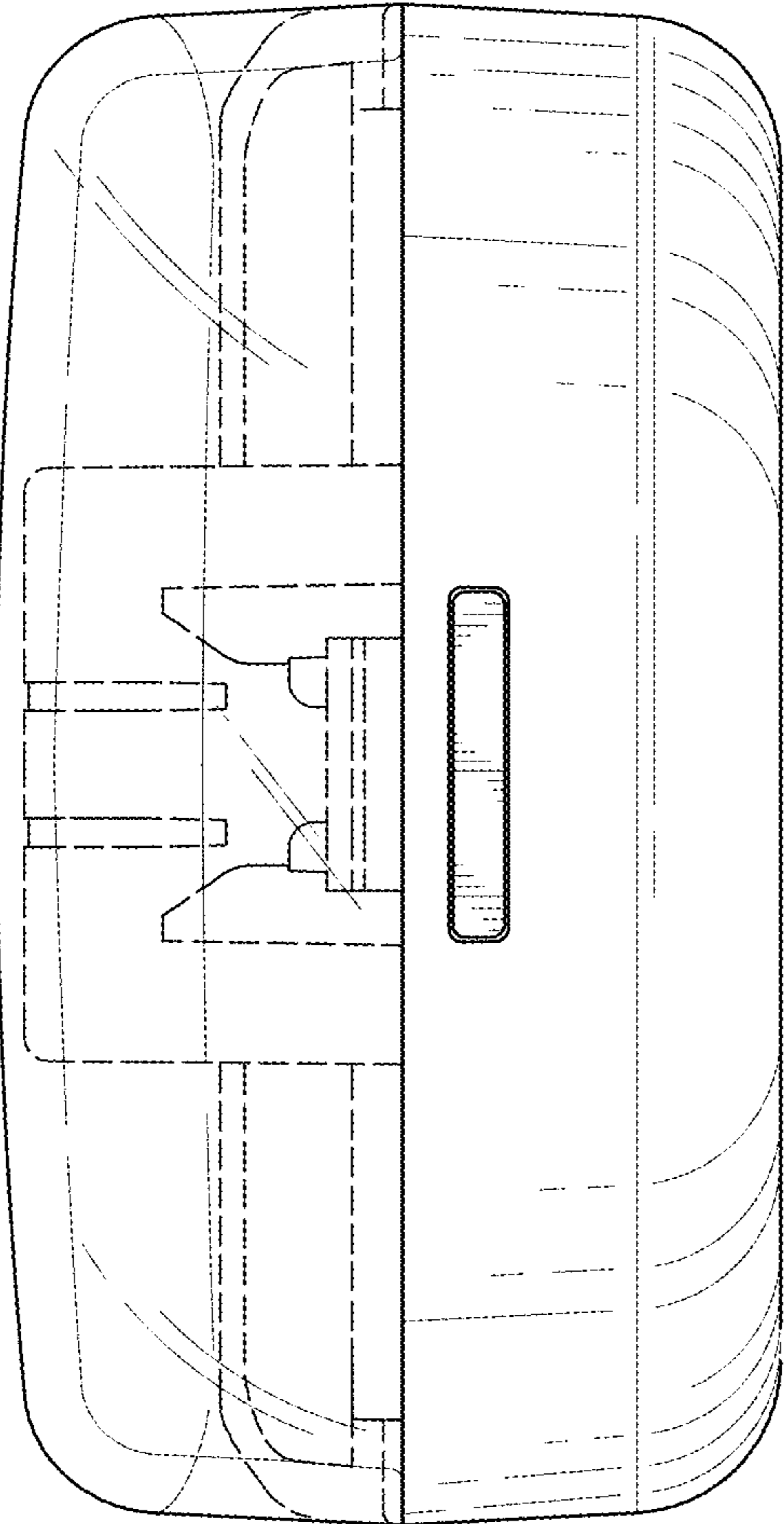


FIG. 2

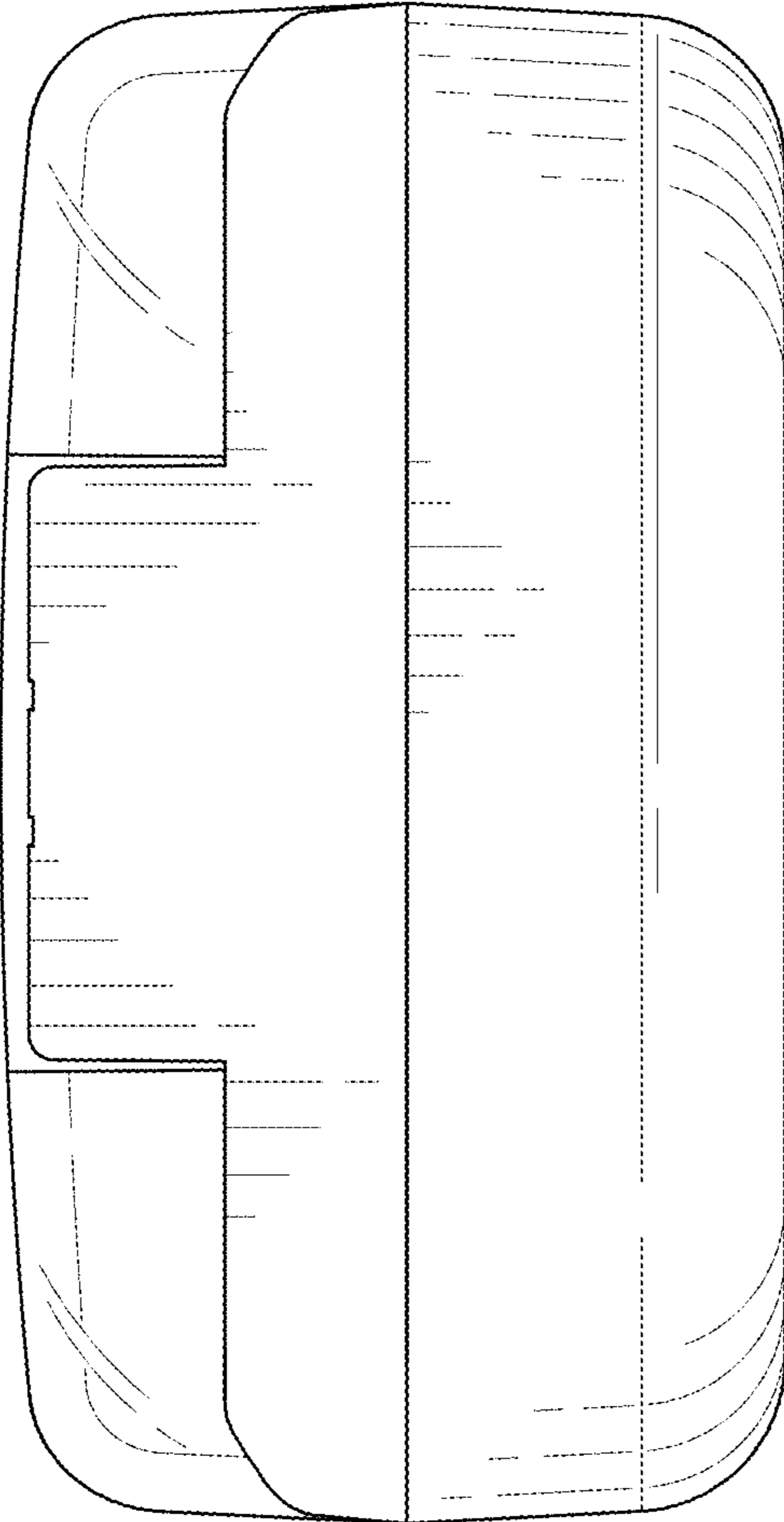


FIG. 3

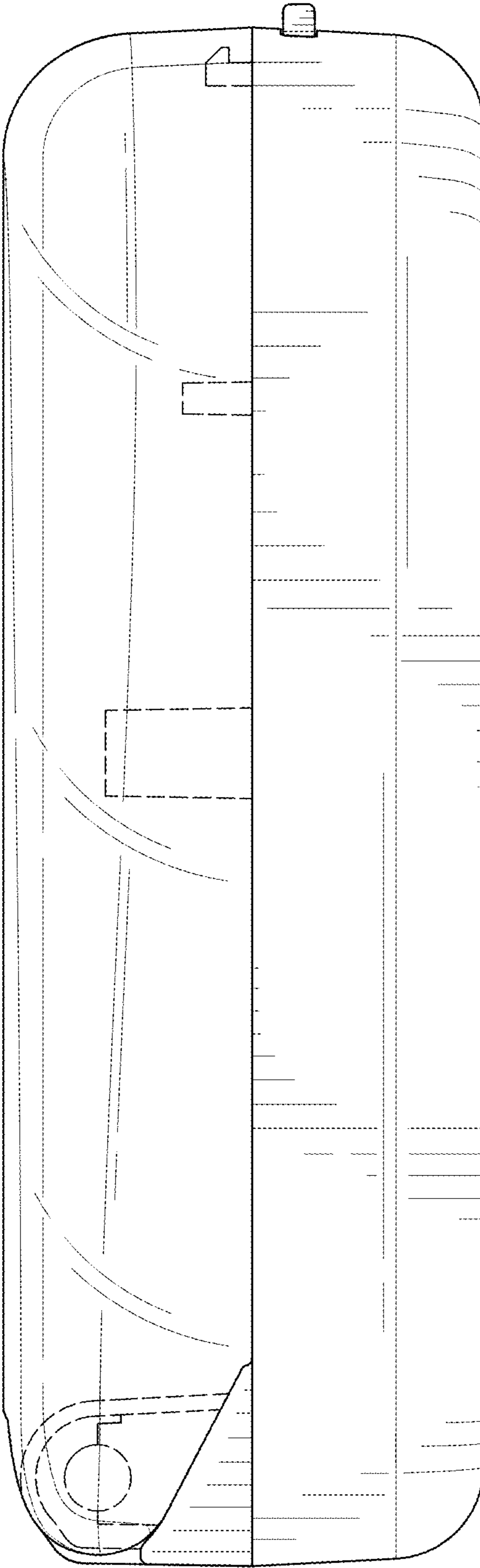


FIG. 4

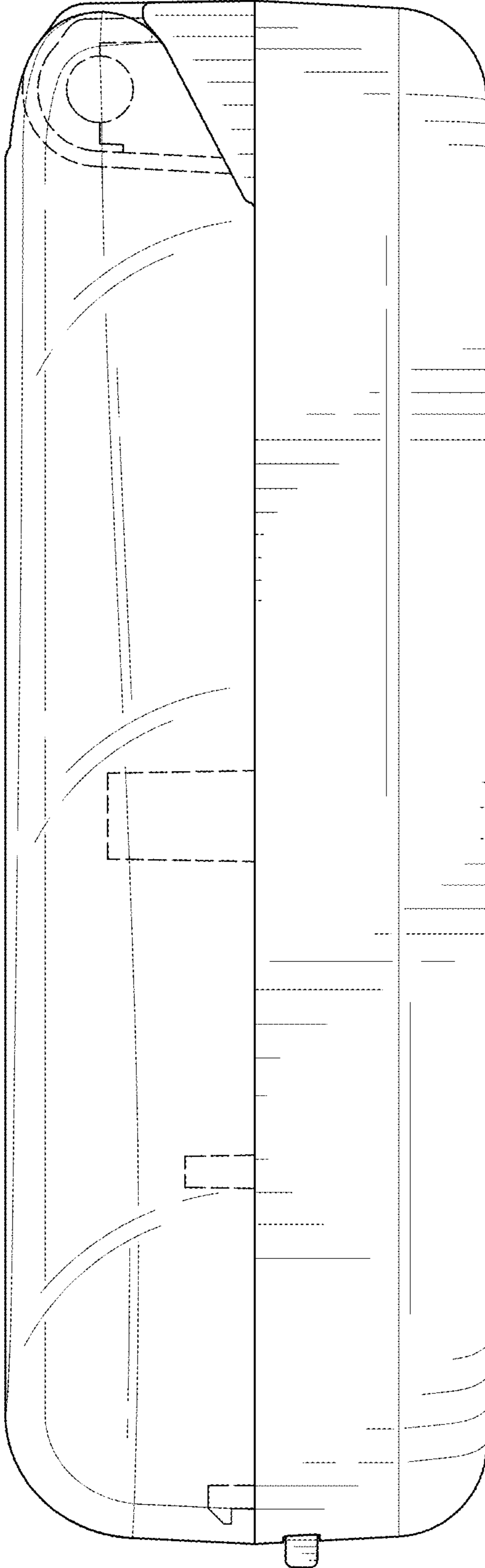


FIG. 5

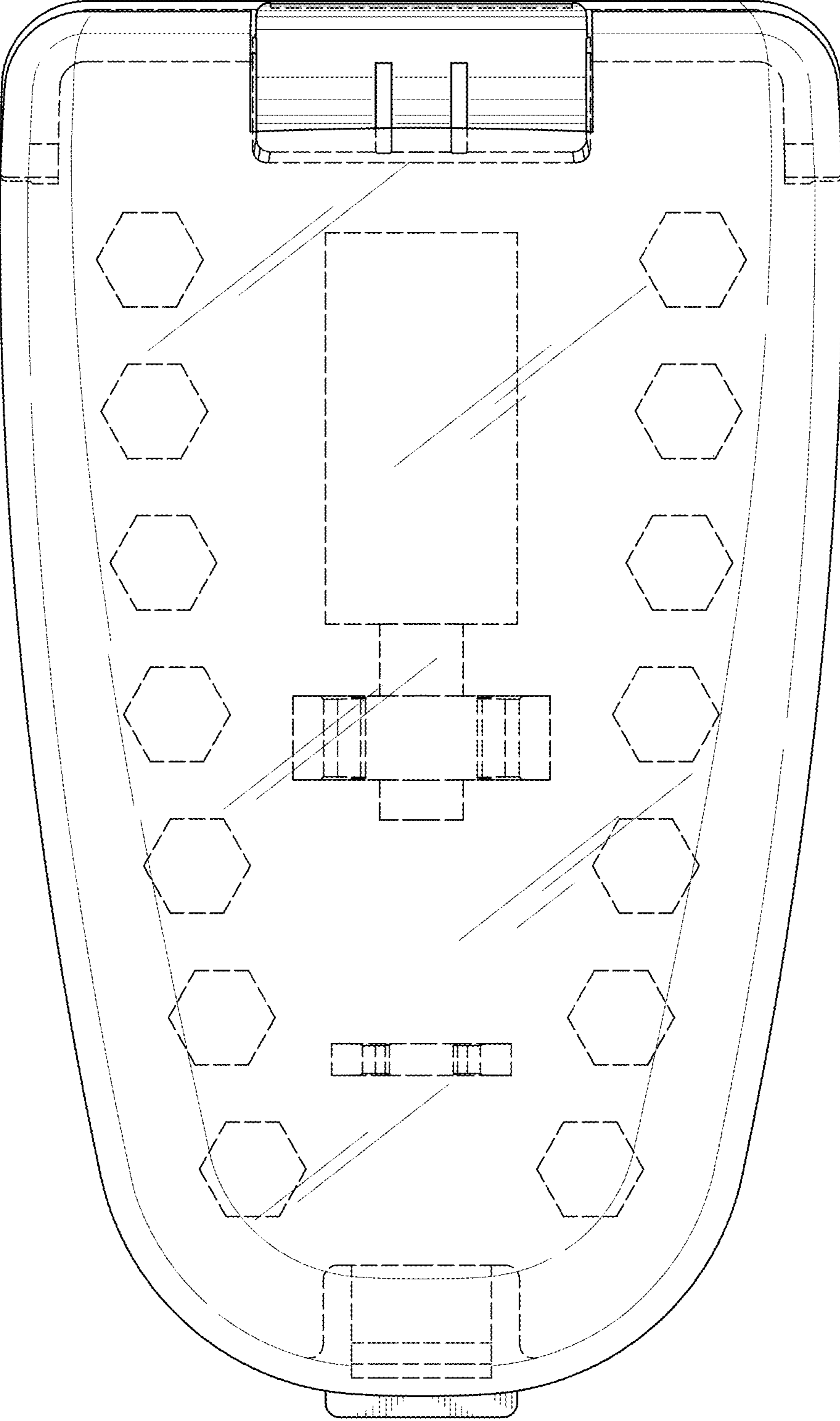


FIG. 6

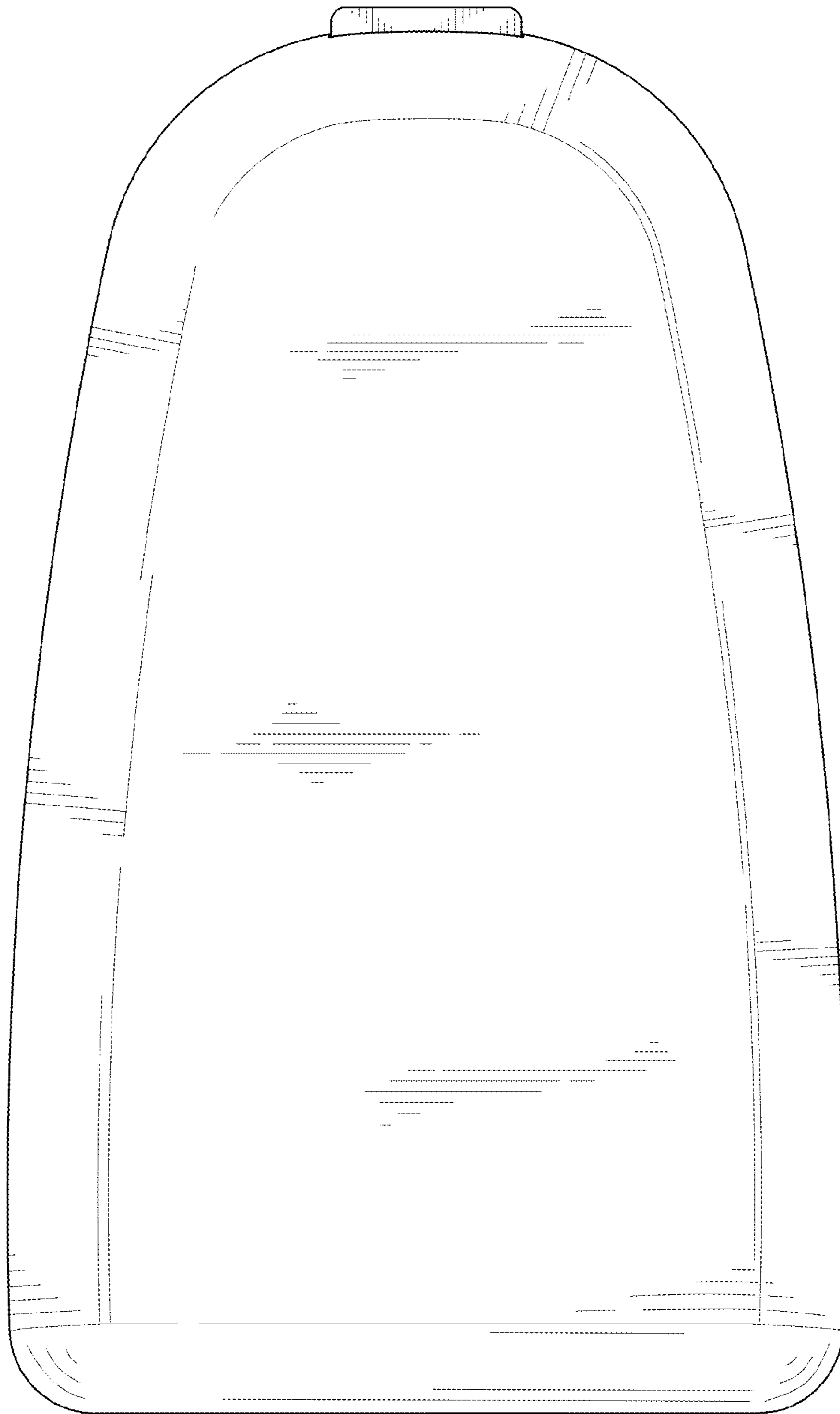


FIG. 7