



US00D715534S

(12) **United States Design Patent**  
**Reaux**

(10) **Patent No.:** **US D715,534 S**

(45) **Date of Patent:** **\*\* Oct. 21, 2014**

(54) **MEDICAL SPONGE AND COUNTING BAG**

(71) Applicant: **Brian K Reaux**, Red Oak, TX (US)

(72) Inventor: **Brian K Reaux**, Red Oak, TX (US)

(73) Assignee: **Brian K. Reaux**, Red Oak, TX (US)

(\*\*) Term: **14 Years**

(21) Appl. No.: **29/442,582**

(22) Filed: **Mar. 27, 2013**

(51) **LOC (10) Cl.** ..... **03-01**

(52) **U.S. Cl.**  
USPC ..... **D3/203.1**

(58) **Field of Classification Search**  
USPC ..... D3/201–205, 299, 303, 283–291, 905;  
206/5, 287.1, 438, 528–540; 224/560;  
190/111, 115, 118, 902–903; 383/4,  
383/23, 25, 37, 39–40

See application file for complete search history.

(56) **References Cited**

**U.S. PATENT DOCUMENTS**

860,264	A *	7/1907	Stevens	.....	206/5
2,507,842	A *	5/1950	Waddill	.....	224/560
3,749,237	A *	7/1973	Dorton	.....	206/438
D332,697	S *	1/1993	Schildkraut	.....	D3/903

5,290,104	A *	3/1994	Sengewald	.....	383/25
D627,167	S *	11/2010	Kittrell	.....	D3/299
D646,485	S *	10/2011	Mason	.....	D3/299
D658,361	S *	5/2012	Kontos	.....	D3/203.1
D673,769	S *	1/2013	Gorman	.....	D3/203.3

\* cited by examiner

*Primary Examiner* — Catheri Oliver-Garcia

(57) **CLAIM**

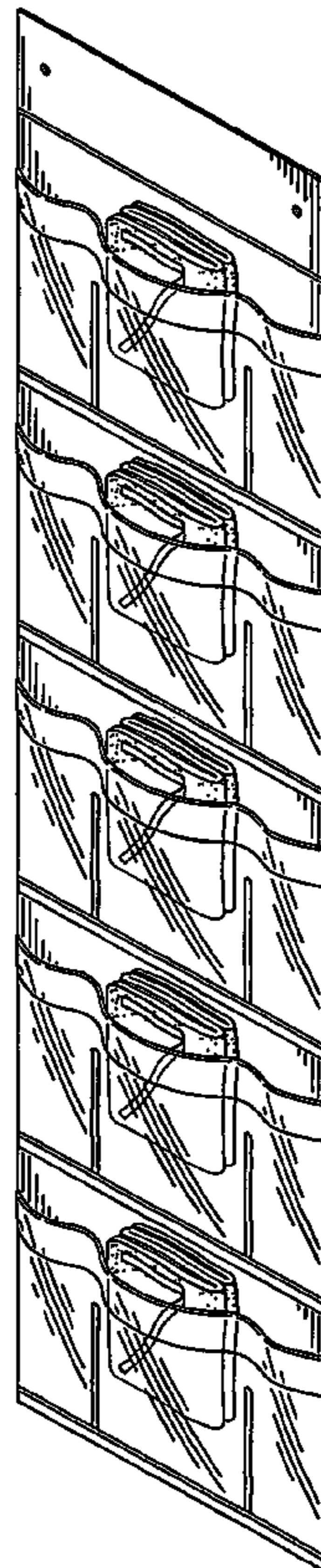
The ornamental design for medical sponge and counting bag, as shown and described.

**DESCRIPTION**

FIG. 1 is a right front perspective view of a medical sponge and counting bag showing a first embodiment;  
FIG. 2 is a front elevation view thereof;  
FIG. 3 is a right side elevation view thereof, with the left side elevation view being a mirror image;  
FIG. 4 is a rear view thereof;  
FIG. 5 is a top plan view thereof;  
FIG. 6 is a bottom plan view thereof; and,  
FIG. 7 is a right front perspective view of a second embodiment of the medical sponge and counting bag; with the used sponges being placed in an alternate position and all other views of the bag being the same.

The broken line showing of environment in the drawings is for illustration only and forms no part of the claimed design.

**1 Claim, 4 Drawing Sheets**



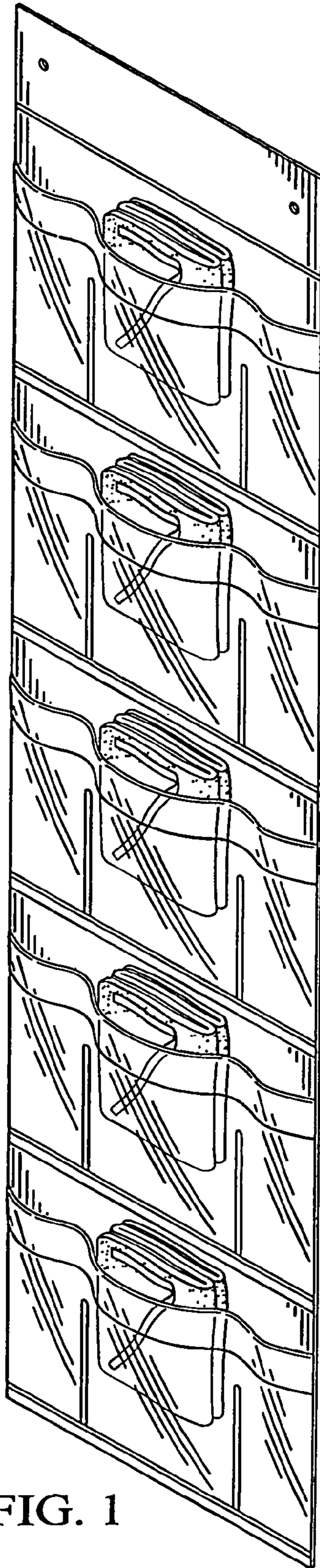


FIG. 1

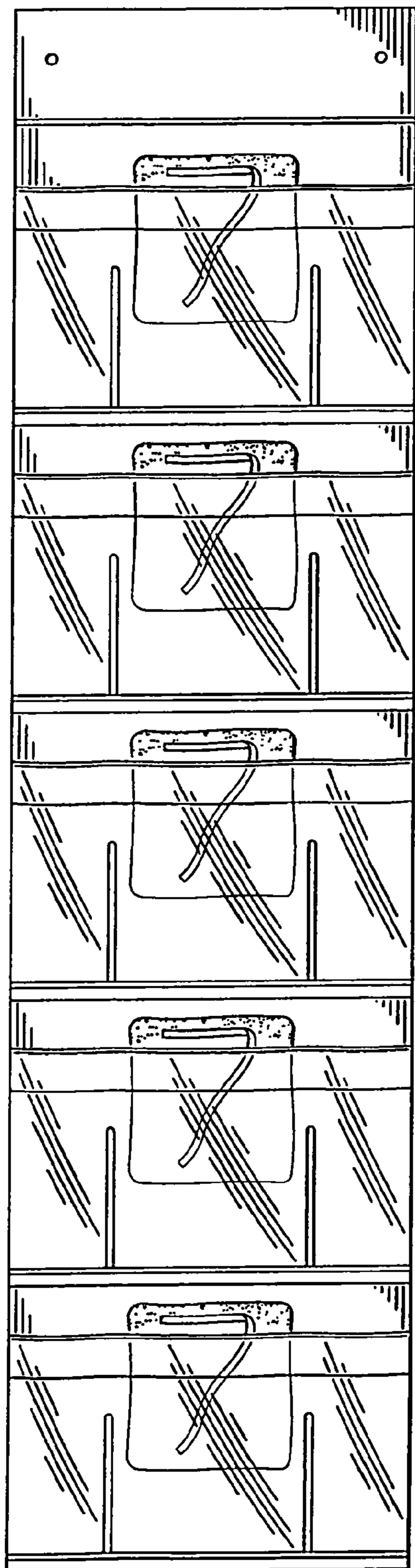


FIG. 2



FIG. 3

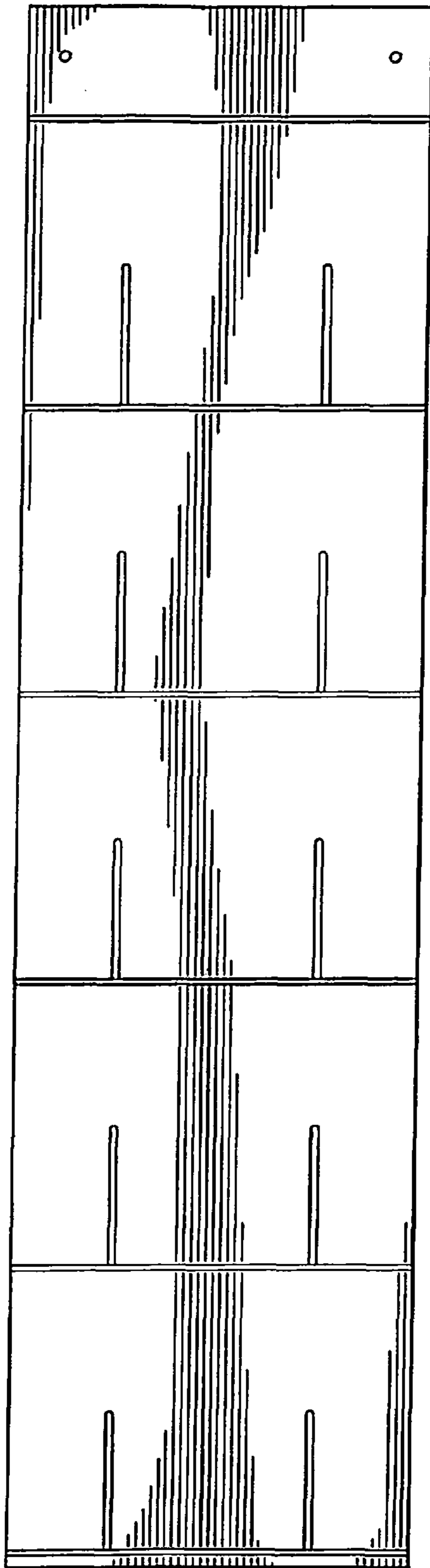


FIG. 4




FIG. 5



FIG. 6



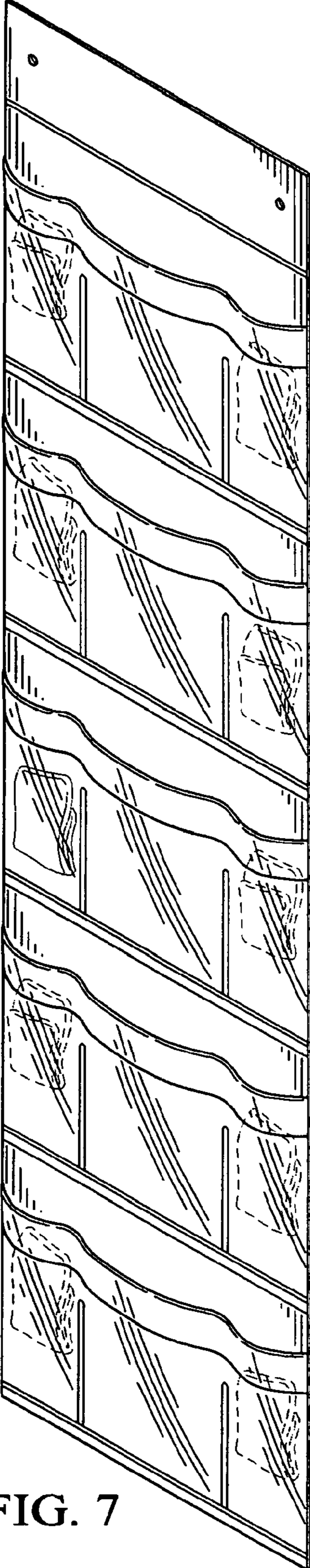


FIG. 7