



US00D715531S

(12) **United States Design Patent**
Cochrane

(10) **Patent No.:** **US D715,531 S**
(45) **Date of Patent:** **** Oct. 21, 2014**

- (54) **SHOE UPPER**
- (71) Applicant: **NIKE, Inc.**, Beaverton, OR (US)
- (72) Inventor: **Erin Cochrane**, Portland, OR (US)
- (73) Assignee: **NIKE, Inc.**, Beaverton, OR (US)
- (**) Term: **14 Years**
- (21) Appl. No.: **29/492,525**
- (22) Filed: **May 30, 2014**
- (51) **LOC (10) Cl.** **02-99**
- (52) **U.S. Cl.**
USPC **D2/973**
- (58) **Field of Classification Search**
USPC D2/902, 906-908, 944, 969, 972-974,
D2/978; 36/45, 50.1, 77 M, 77 R, 83, 88,
36/113, 114, 126-131; 24/714.7, 714.8
See application file for complete search history.

- D539,020 S 3/2007 Belley et al.
- D544,191 S 6/2007 Choi
- D564,203 S 3/2008 Choi
- D570,082 S 6/2008 Belley et al.
- D675,008 S 1/2013 VanHook
- D700,429 S * 3/2014 Miner D2/973

OTHER PUBLICATIONS

Nike Footwear Catalog, 1996 Late Spring Footwear, p. 25, published Aug. 1995, NIKE, Inc., USA.
 Nike Footwear Catalog, 1996 Late Spring Footwear, p. 145, published Aug. 1995, NIKE, Inc., USA.
 Nike Footwear Catalog, 1996 Late Spring Footwear, p. 164, published Aug. 1995, NIKE, Inc., USA.

* cited by examiner

Primary Examiner — Dominic Simone

(74) *Attorney, Agent, or Firm* — Banner & Witcoff, Ltd.

(57) **CLAIM**

The ornamental design for a shoe upper, as shown and described.

(56) **References Cited**

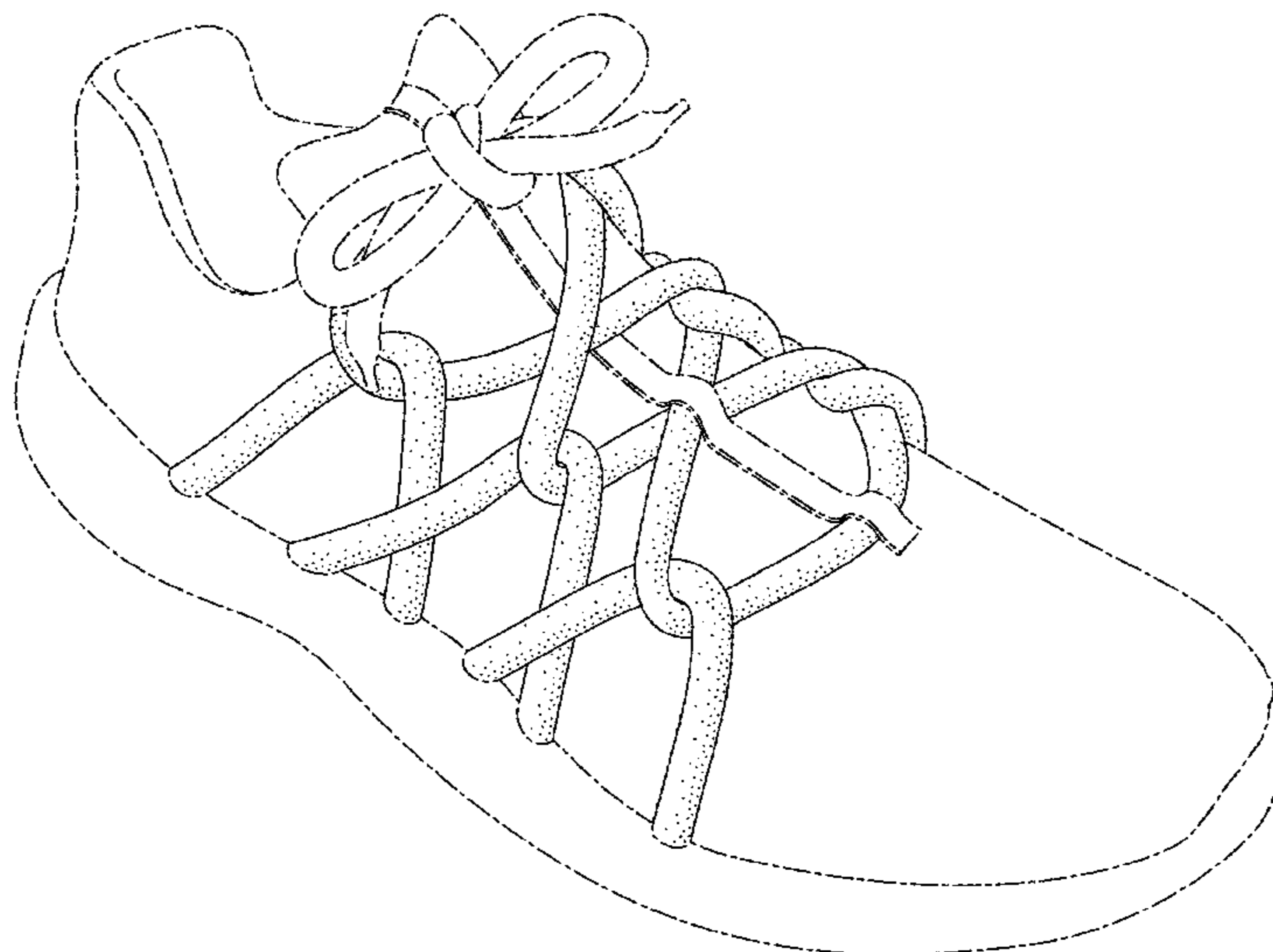
U.S. PATENT DOCUMENTS

- D95,097 S 4/1935 Weidner
- D163,019 S 4/1951 Braun
- D163,360 S 5/1951 Braun
- D335,568 S * 5/1993 Kilgore D2/902
- D348,976 S * 7/1994 Van Noy D2/969
- D351,941 S * 11/1994 Avar D2/969
- D373,460 S * 9/1996 Crowley D2/969
- D376,042 S 12/1996 Cooper
- D421,176 S 2/2000 Matis et al.
- D437,991 S 2/2001 Matis
- D438,697 S * 3/2001 Matis et al. D2/969
- D441,521 S 5/2001 Matis
- D460,855 S 7/2002 Belley
- D476,144 S 6/2003 Adams et al.
- D480,863 S * 10/2003 Robbins D2/969
- D515,287 S * 2/2006 Ardissono D2/907

DESCRIPTION

FIG. 1 is a top, front, left perspective view of a shoe upper showing my new design;
 FIG. 2 is a left side view thereof;
 FIG. 3 is a right side view thereof; and,
 FIG. 4 is a top view thereof.
 The broken lines immediately adjacent to the shaded area represent unclaimed boundaries of the design. The unshaded regions within or adjacent to the shaded area form no part of the claimed design. The broken lines showing the remainder of the shoe are for environmental purposes only and form no part of the claimed design.

1 Claim, 4 Drawing Sheets



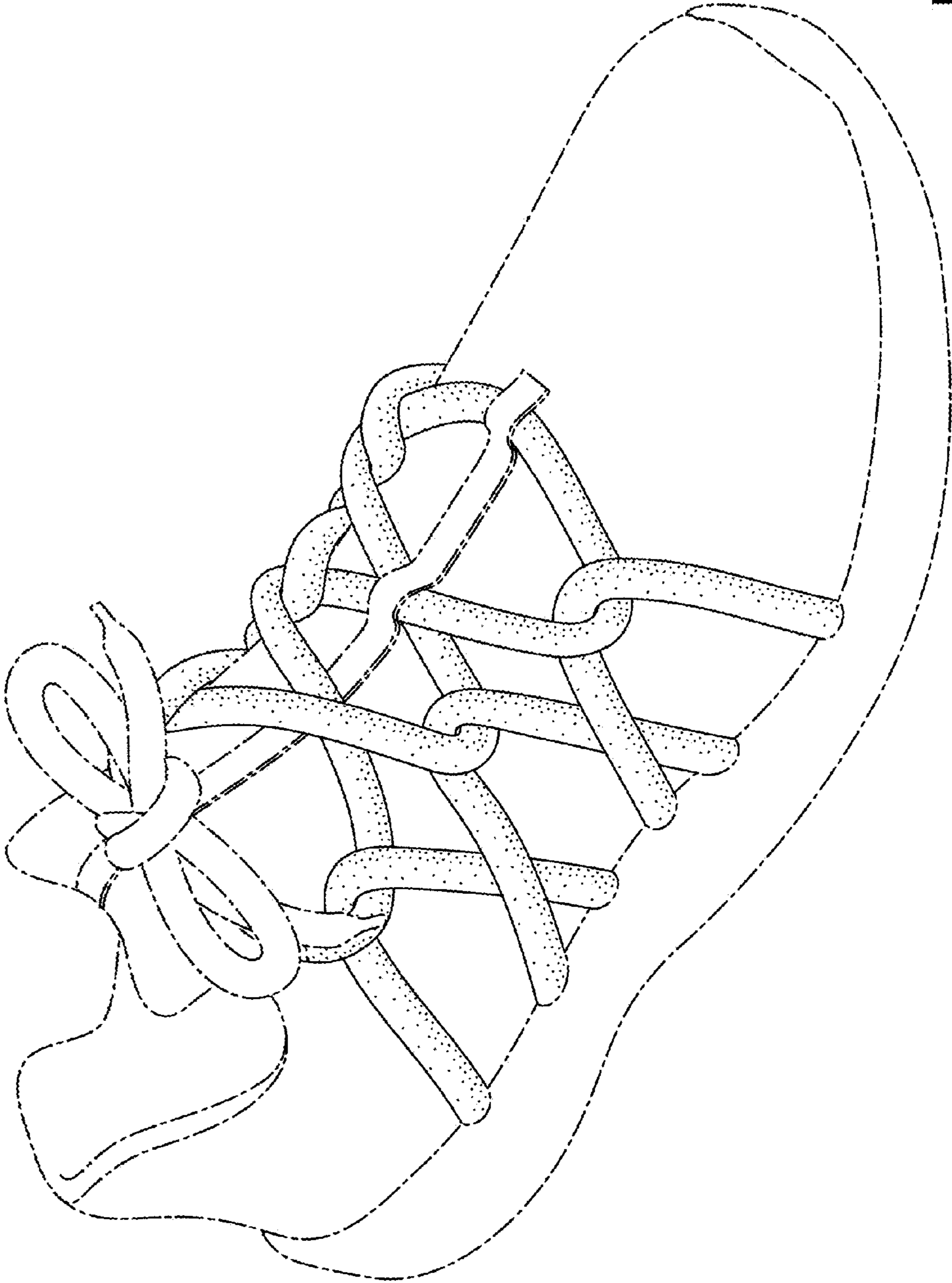


FIG. 1

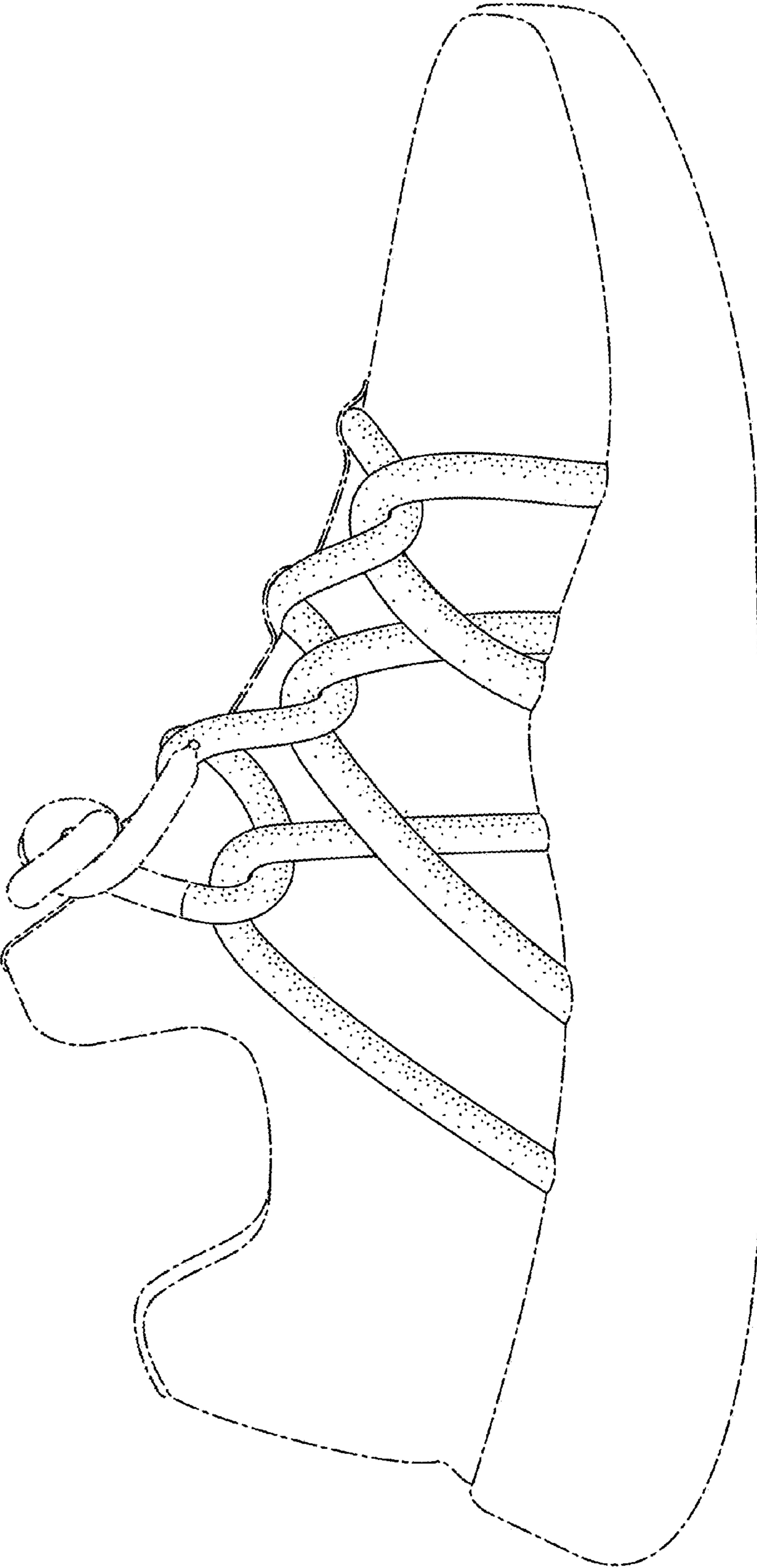


FIG. 2

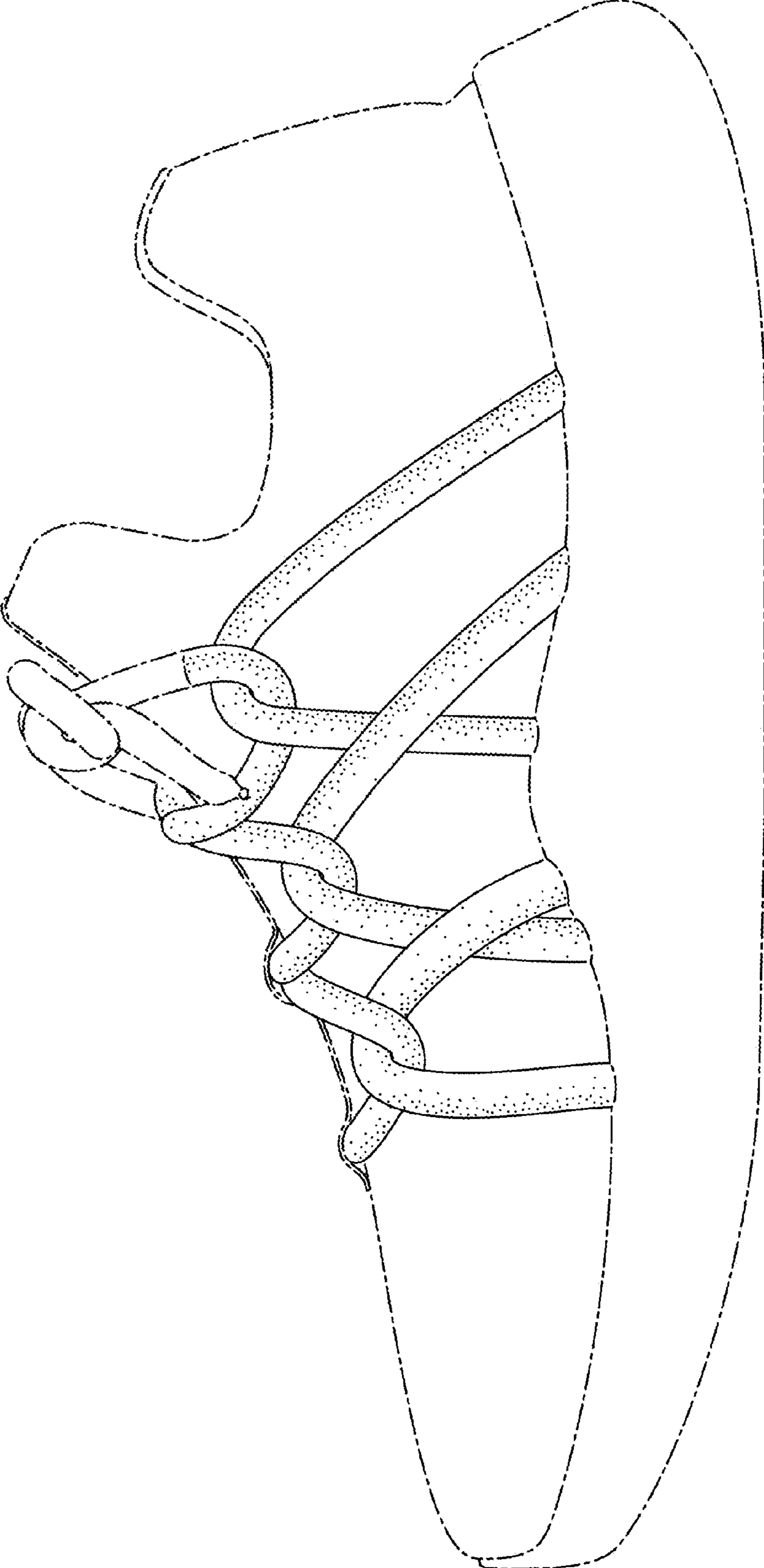


FIG. 3

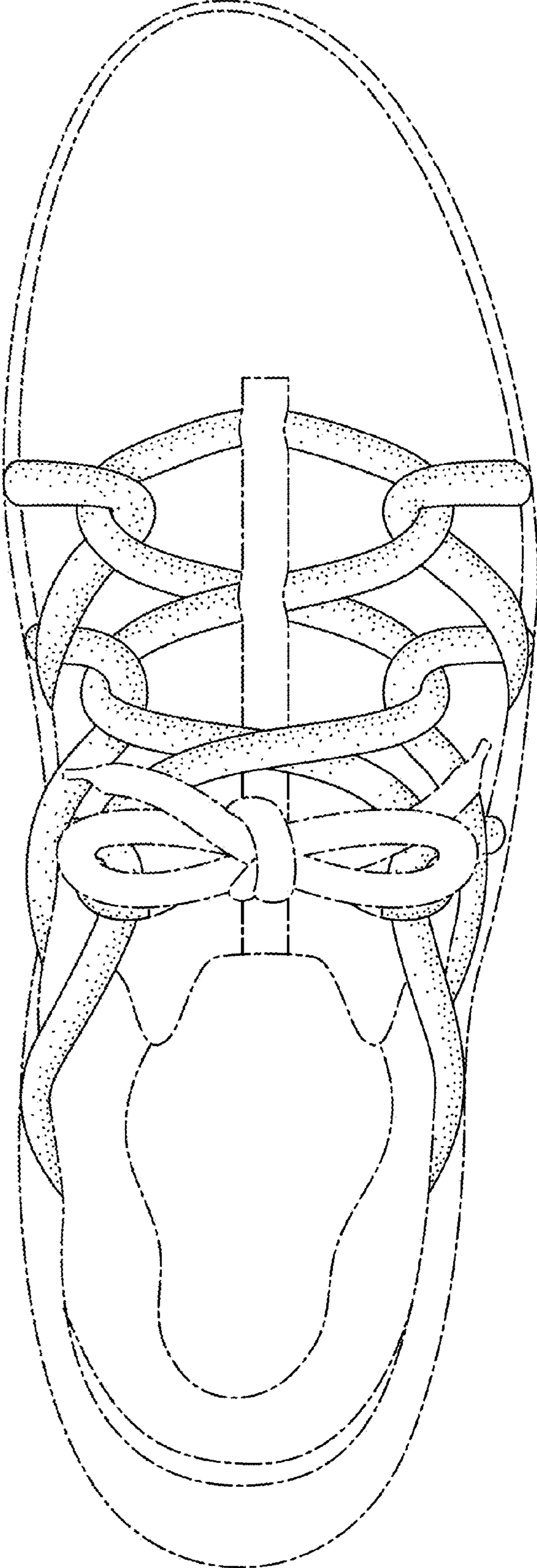


FIG. 4