



US00D715529S

(12) **United States Design Patent**  
**Shyllon**

(10) **Patent No.:** **US D715,529 S**

(45) **Date of Patent:** **\*\* Oct. 21, 2014**

(54) **SHOE UPPER**

(71) Applicant: **NIKE, Inc.**, Beaverton, OR (US)

(72) Inventor: **Tamimu A. Shyllon**, Portland, OR (US)

(73) Assignee: **NIKE, Inc.**, Beaverton, OR (US)

(\*\*) Term: **14 Years**

(21) Appl. No.: **29/492,539**

(22) Filed: **May 30, 2014**

(51) **LOC (10) Cl.** ..... **02-99**

(52) **U.S. Cl.**  
USPC ..... **D2/972**

(58) **Field of Classification Search**  
USPC ..... D2/902, 906-908, 944, 969, 972-974,  
D2/978; 36/45, 50.1, 77 M, 77 R, 83, 88,  
36/114, 126-131

See application file for complete search history.

(56) **References Cited**

**U.S. PATENT DOCUMENTS**

D341,703 S *	11/1993	Hatfield et al.	.....	D2/973
D342,600 S *	12/1993	Hatfield et al.	.....	D2/969
D347,724 S *	6/1994	Teague	.....	D2/969
D347,938 S	6/1994	Smith		
D377,414 S	1/1997	Hatfield		
D381,799 S	8/1997	Hatfield		
D515,800 S	2/2006	Bertholon		
D516,795 S	3/2006	Tresser		
D537,617 S	3/2007	Hlavacs		
D550,934 S	9/2007	Mathieu et al.		
D636,584 S *	4/2011	Williams, Jr.	.....	D2/972
D636,587 S *	4/2011	Williams, Jr.	.....	D2/972
D643,199 S	8/2011	Fuhrer		
D648,518 S *	11/2011	Chang	.....	D2/972
D650,571 S *	12/2011	Thornhill	.....	D2/972
D659,978 S	5/2012	Grenet et al.		

D674,996 S	1/2013	Sallee		
D684,757 S	6/2013	Grenet et al.		
D690,493 S	10/2013	Bosomworth		
D690,494 S	10/2013	Bosomworth		
D690,495 S	10/2013	Bosomworth		
D700,429 S *	3/2014	Miner	.....	D2/973
D700,770 S	3/2014	Yun		

**OTHER PUBLICATIONS**

Nike Footwear Catalog, 2012 Holiday: Core Performance Footwear, p. 39, published Feb. 2012, NIKE, Inc., USA.

Nike Footwear Catalog, 2013 Spring: Core Footwear, p. 41, published May 2012, NIKE, Inc., USA.

Nike Footwear Catalog, 2013 Spring: Core Footwear, p. 65, published May 2012, NIKE, Inc., USA.

\* cited by examiner

*Primary Examiner* — Dominic Simone

(74) *Attorney, Agent, or Firm* — Banner & Witcoff, Ltd.

(57) **CLAIM**

The ornamental design for a shoe upper, as shown and described.

**DESCRIPTION**


FIG. 1 is a front perspective view of a shoe upper showing my new design;

FIG. 2 is a side view thereof; and,

FIG. 3 is a rear perspective view thereof.

The broken lines immediately adjacent to the shaded area represent unclaimed boundaries of the design. The unshaded regions within or adjacent to the shaded area form no part of the claimed design. The broken lines showing the remainder of the shoe are for environmental purposes only and form no part of the claimed design.

**1 Claim, 3 Drawing Sheets**



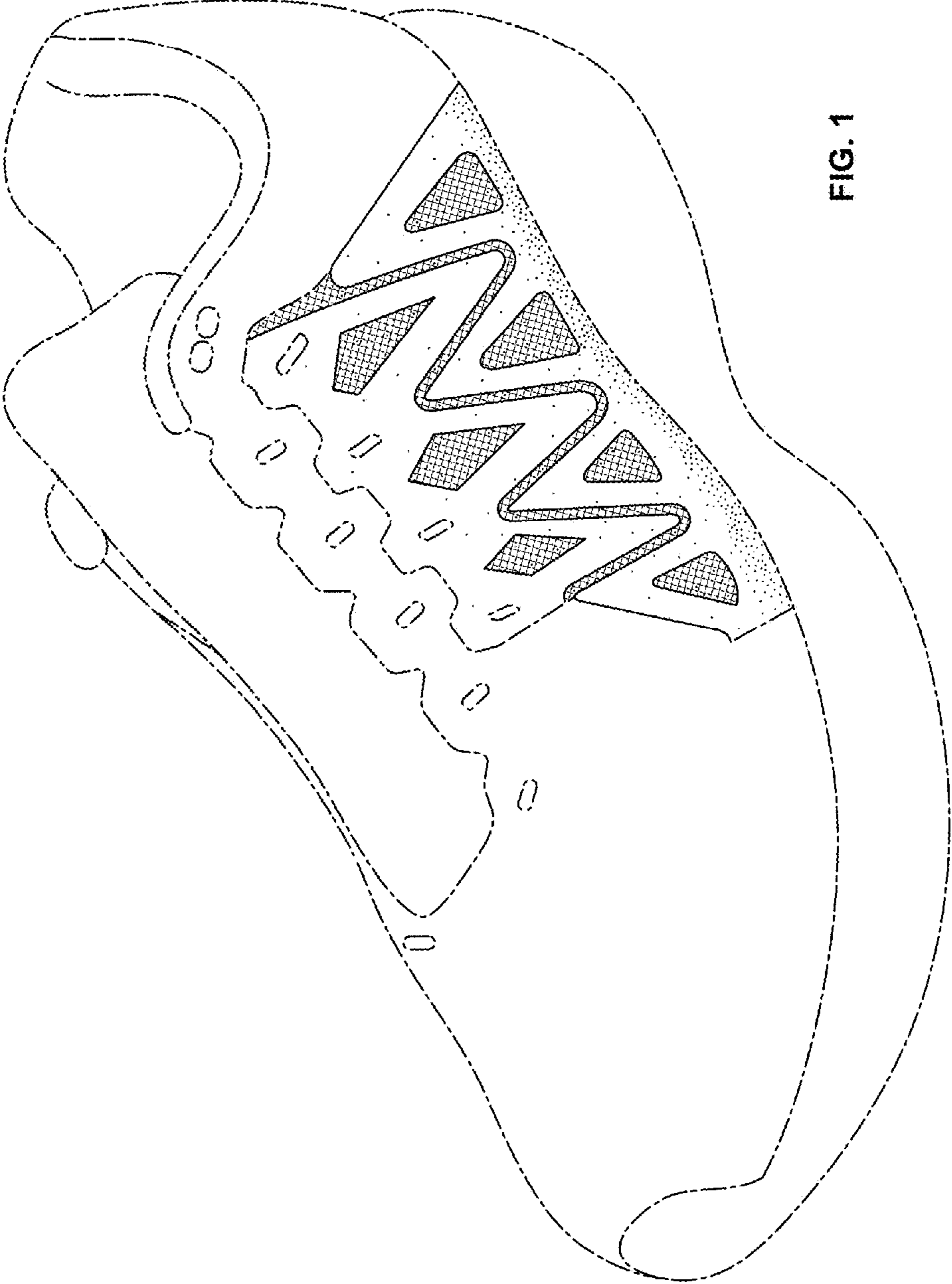


FIG. 1

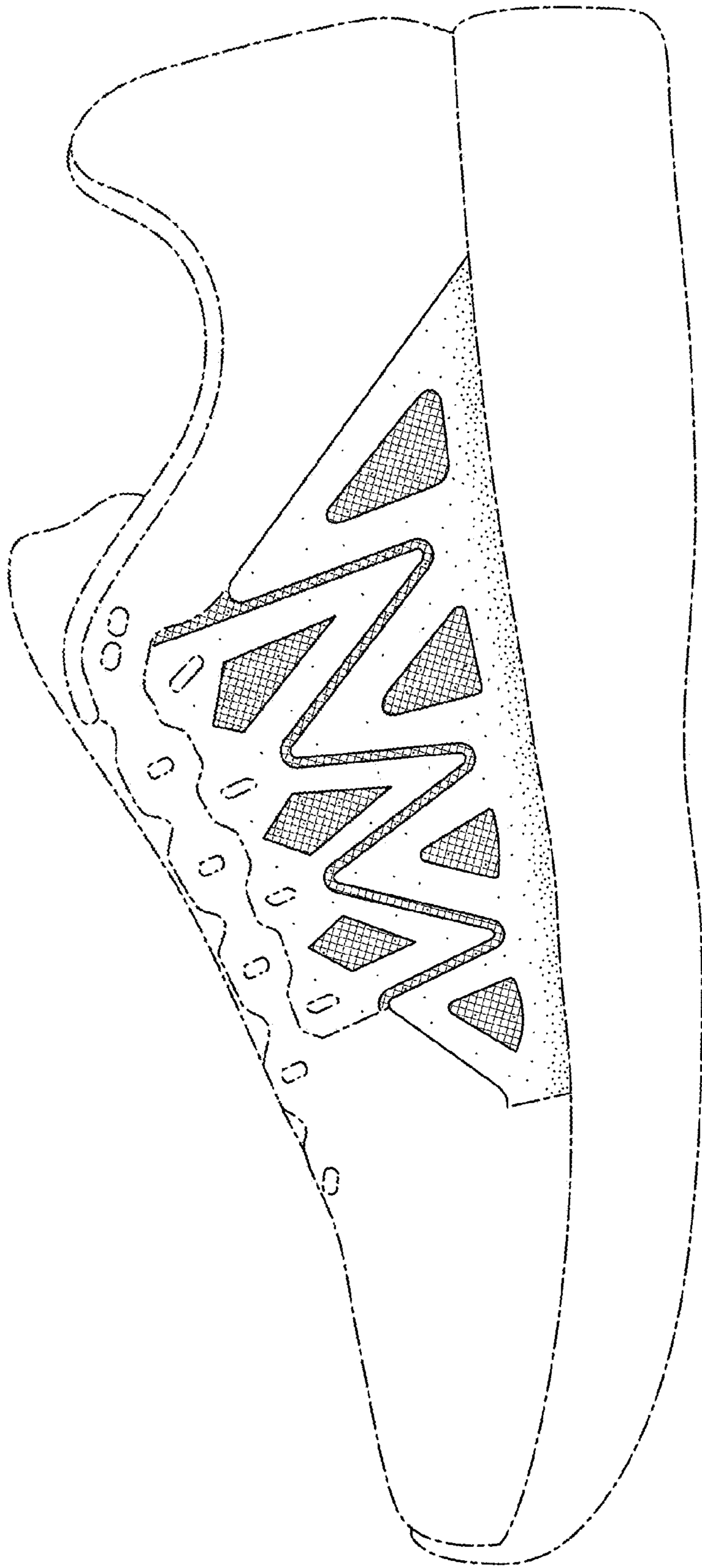


FIG. 2

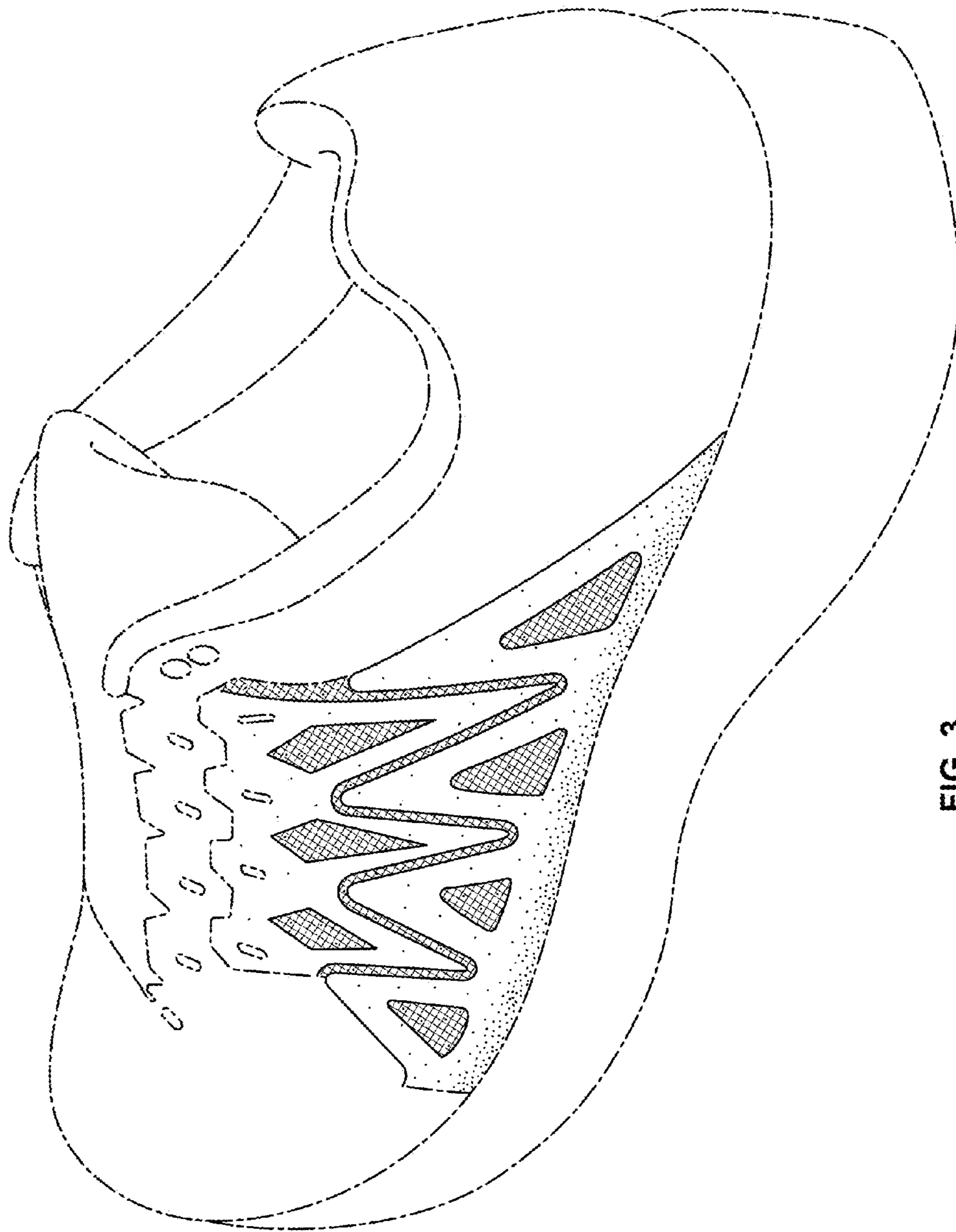


FIG. 3