



US00D715527S

(12) **United States Design Patent**  
**Goldman**

(10) **Patent No.:** **US D715,527 S**

(45) **Date of Patent:** **\*\* Oct. 21, 2014**

(54) **PORTION OF A SHOE UPPER**

(75) Inventor: **Jared Goldman**, North Andover, MA  
(US)

(73) Assignee: **New Balance Athletic Shoe, Inc.**,  
Boston, MA (US)

(\*\*) Term: **14 Years**

(21) Appl. No.: **29/430,844**

(22) Filed: **Aug. 30, 2012**

(51) **LOC (10) Cl.** ..... **02-99**

(52) **U.S. Cl.**  
USPC ..... **D2/972; D2/946; D2/976**

(58) **Field of Classification Search**  
USPC ..... D2/902, 906-908, 944, 946, 969,  
D2/972-974, 976; 36/45, 50.1, 77 M, 77 R,  
36/83, 88, 113, 114, 126-131, 136;  
D11/75, 76; D5/53

See application file for complete search history.

(56) **References Cited**

**U.S. PATENT DOCUMENTS**

D33,538 S *	11/1900	Dalrymple	.....	D2/976
D60,880 S *	4/1922	Pulsifer	.....	D2/976
D84,956 S *	8/1931	Riker	.....	D2/976
D103,372 S *	2/1937	Kowal	.....	D2/976
D148,410 S *	1/1948	Fearn	.....	D11/76
D287,782 S *	1/1987	Palacio	.....	D2/908
4,771,556 A *	9/1988	Kim	.....	36/136

D331,665 S *	12/1992	Underhill	.....	D5/53
5,875,568 A *	3/1999	Lennihan, Jr.	.....	36/114
D420,504 S *	2/2000	Avar	.....	D2/972
D483,935 S *	12/2003	Kuerbis	.....	D2/972
7,047,668 B2	5/2006	Burris et al.		
D530,240 S *	10/2006	Kelsey	.....	D2/976
D535,810 S *	1/2007	Simpson et al.	.....	D2/946
D546,547 S *	7/2007	Harlow	.....	D2/972
D597,290 S *	8/2009	Guers-Neyrud	.....	D2/969
D614,852 S *	5/2010	Hatfield et al.	.....	D2/972
D615,289 S *	5/2010	Hatfield et al.	.....	D2/972
D676,645 S *	2/2013	Avar et al.	.....	D2/972

\* cited by examiner

*Primary Examiner* — Dominic Simone

(57) **CLAIM**

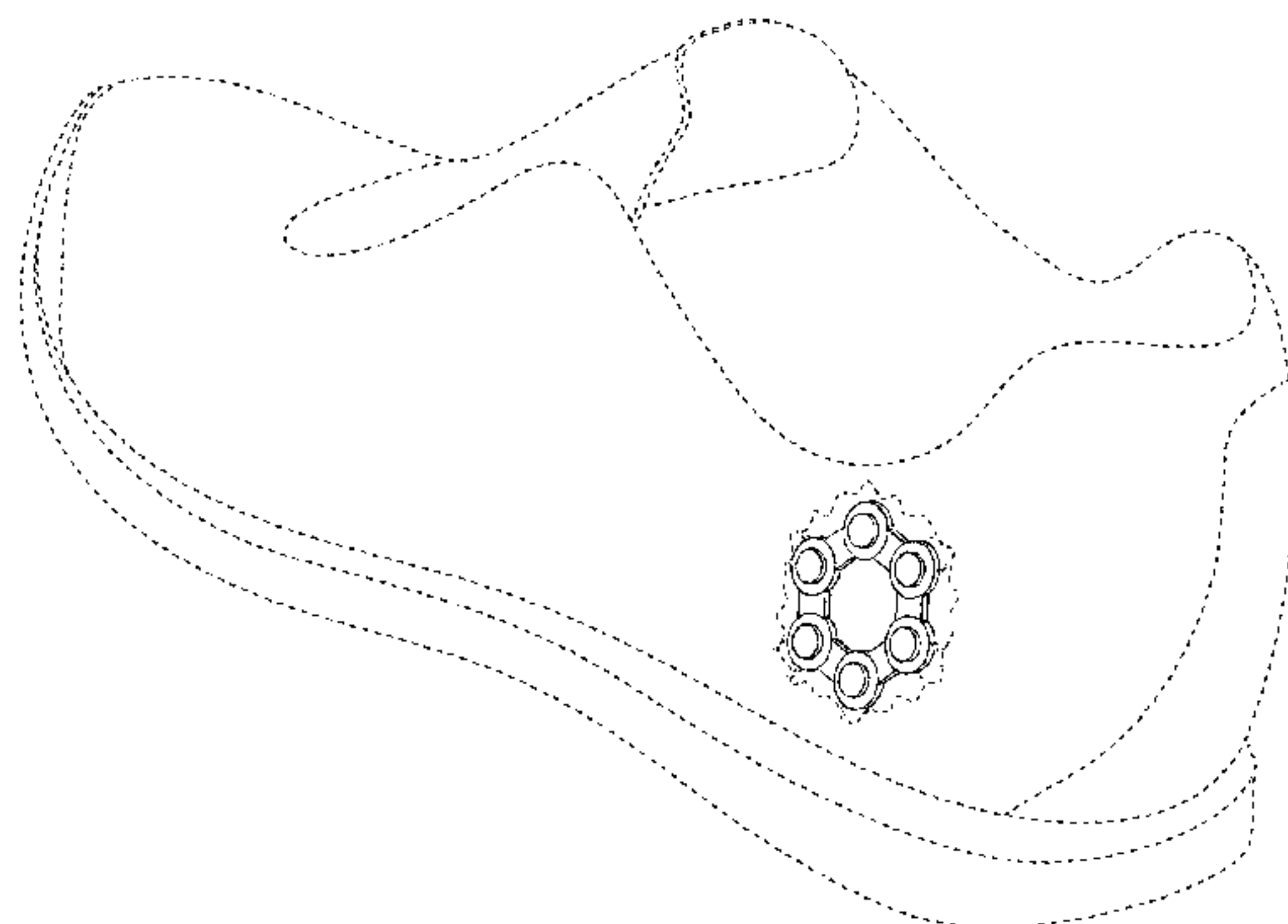
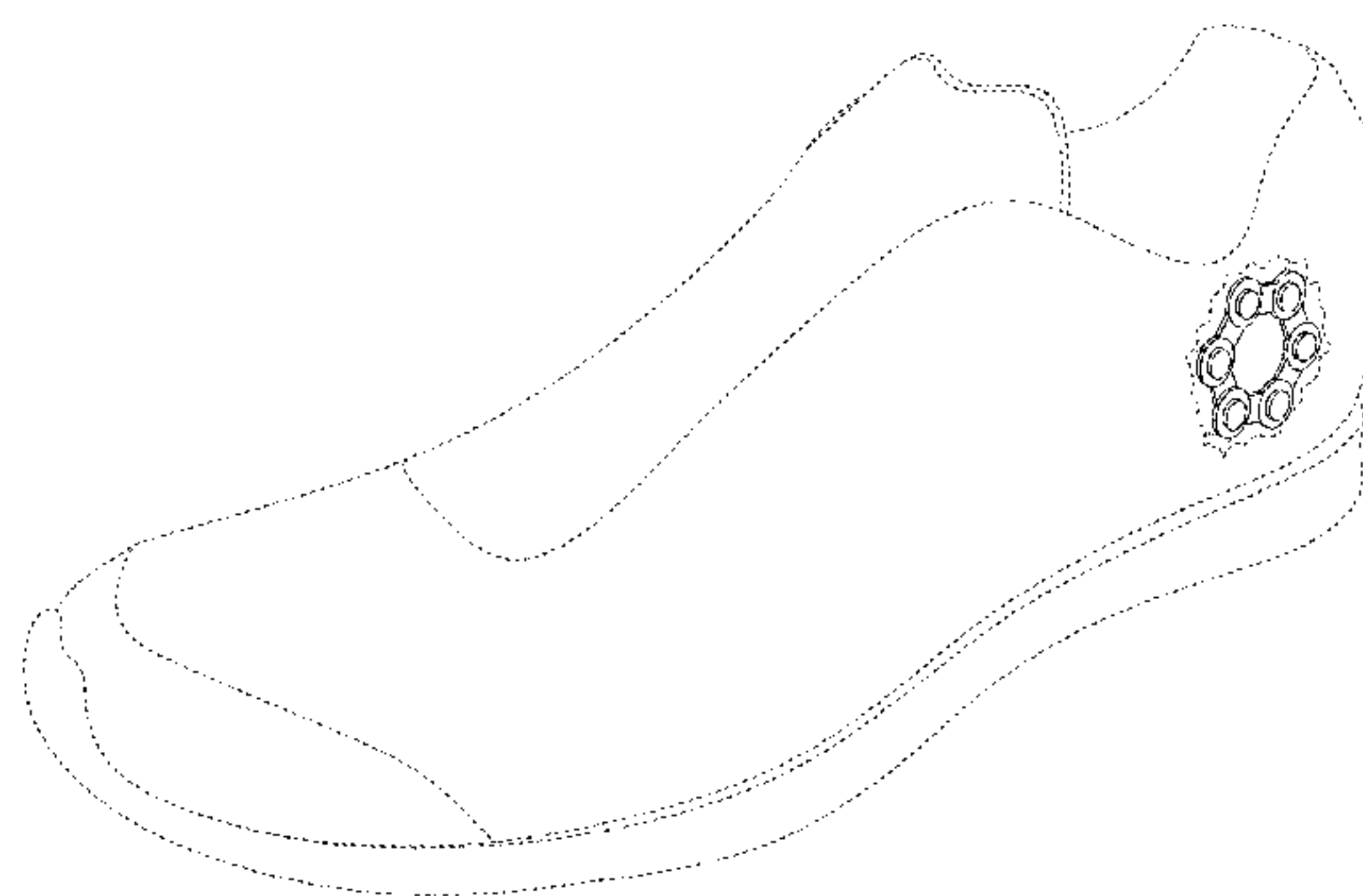
The ornamental design for a portion of a shoe upper, as shown and described.

**DESCRIPTION**

FIG. 1 is a top view of a portion of a shoe upper;  
FIG. 2 is another top view of the portion of a shoe upper;  
FIG. 3 is a first perspective view of the portion of a shoe upper; and,  
FIG. 4 is a second perspective view of the portion of a shoe upper.

A portion of a shoe upper is shown in FIGS. 1-4. Dashed lines have been included for illustrative purposes only, and form no part of the claimed design.

**1 Claim, 2 Drawing Sheets**



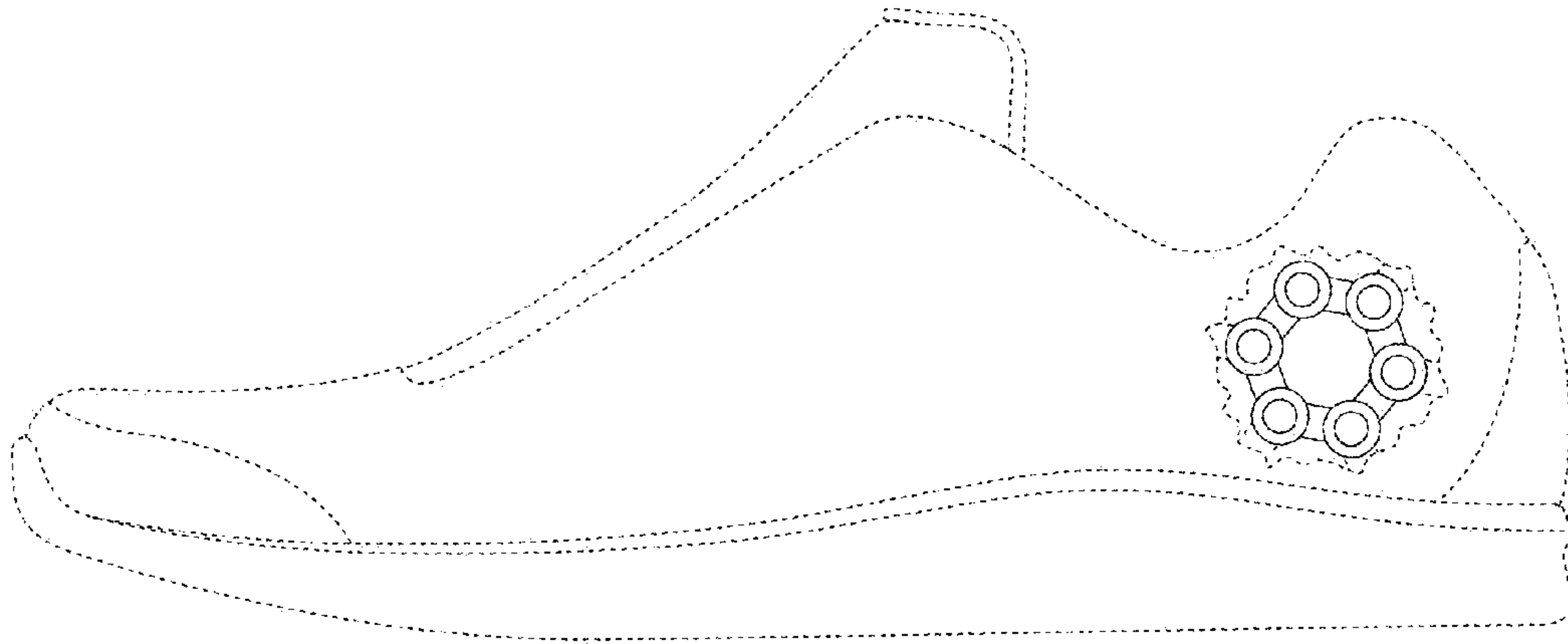


FIG. 1

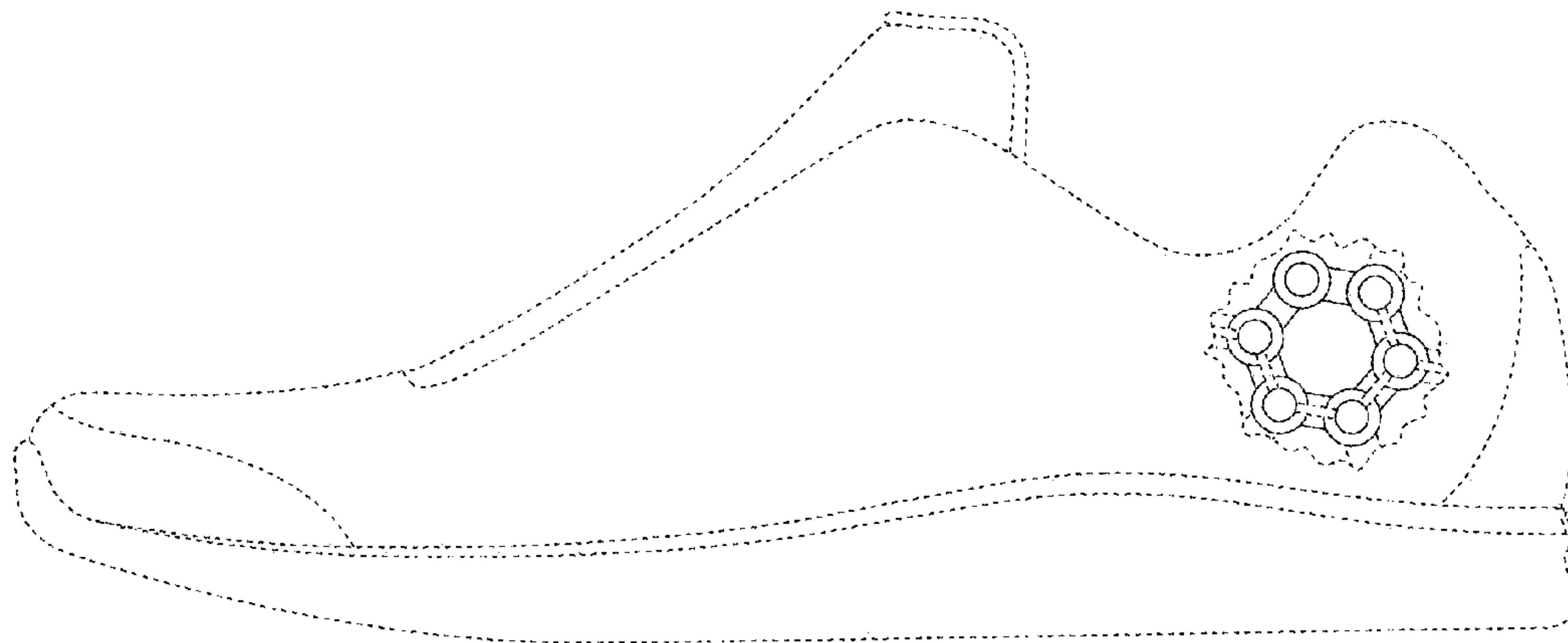


FIG. 2

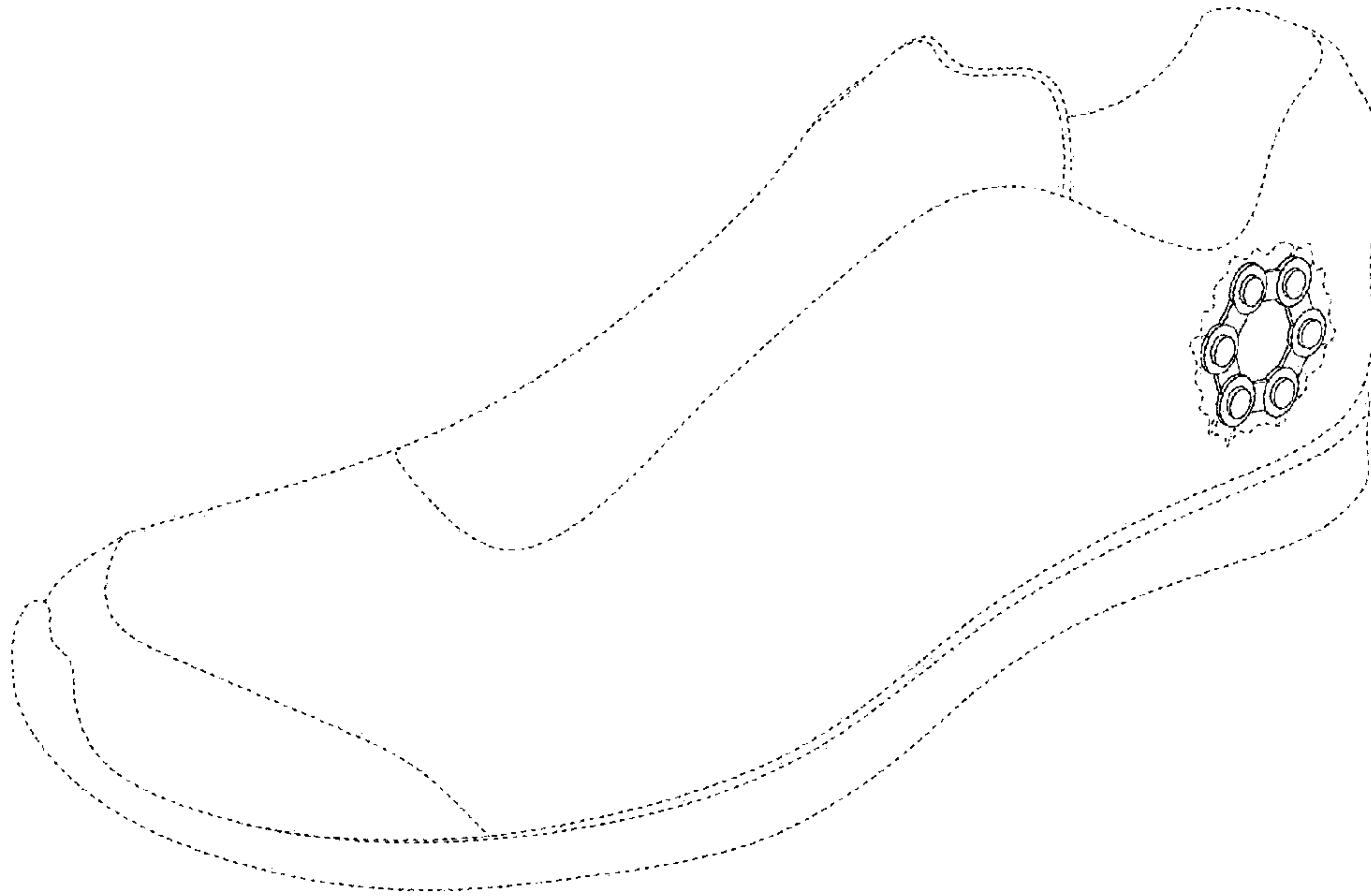


FIG. 3

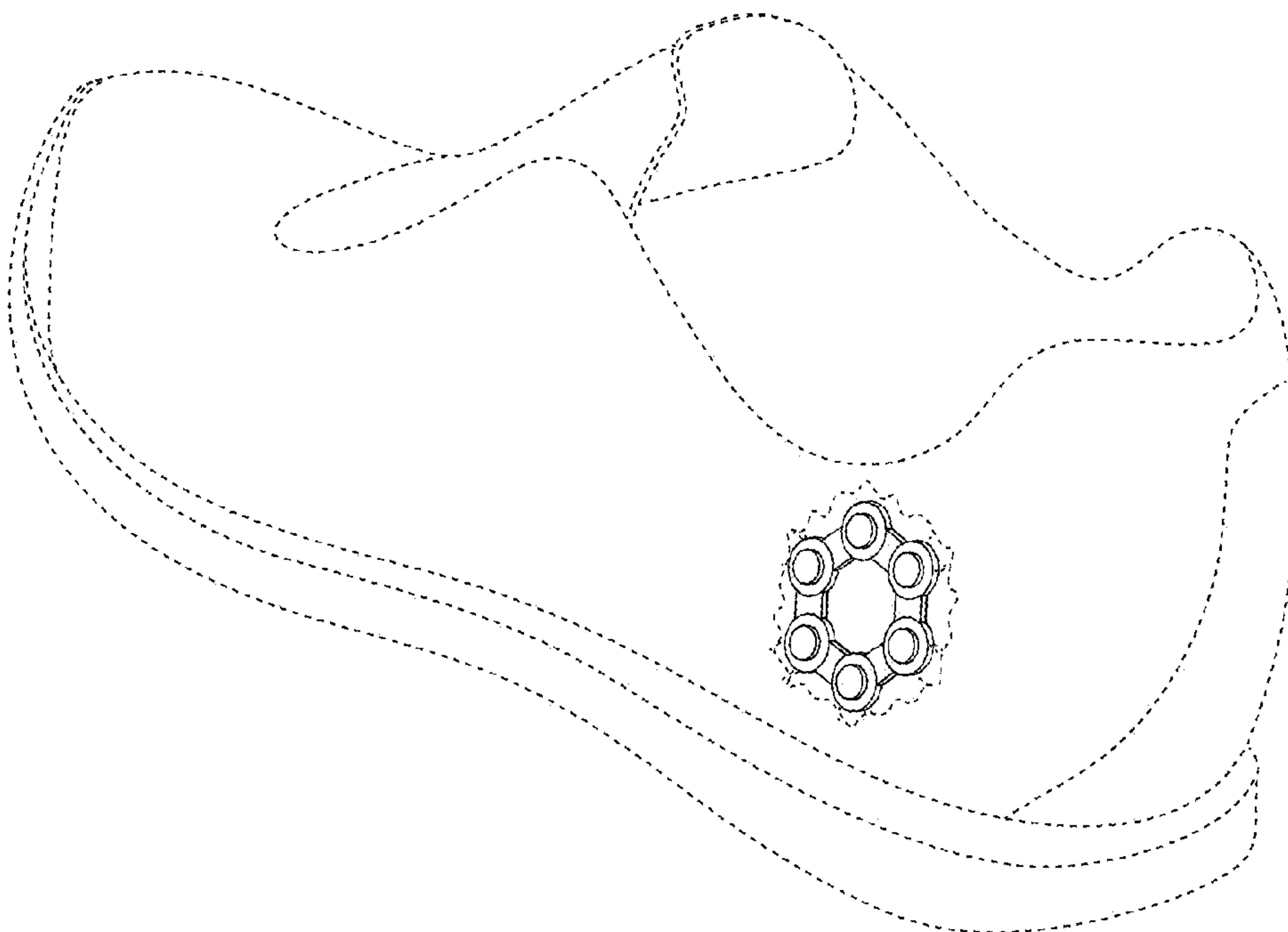


FIG. 4