



US00D715523S

(12) **United States Design Patent**
Christensen

(10) **Patent No.:** **US D715,523 S**

(45) **Date of Patent:** **** Oct. 21, 2014**

(54) **SOLE FOR FOOTWEAR FOR UNSTABLE SURFACES**

(71) Applicant: **Jill Christensen**, Los Angeles, CA (US)

(72) Inventor: **Jill Christensen**, Los Angeles, CA (US)

(**) Term: **14 Years**

(21) Appl. No.: **29/470,552**

(22) Filed: **Oct. 22, 2013**

3,494,055	A *	2/1970	McSorley	36/59 R
D349,808	S *	8/1994	Passke et al.	D2/977
D370,116	S *	5/1996	Passke et al.	D2/961
5,598,645	A *	2/1997	Kaiser	36/29
D391,045	S *	2/1998	Assous	D2/954
5,987,780	A *	11/1999	Lyden et al.	36/29
D472,038	S *	3/2003	Meynard	D2/956
D485,424	S *	1/2004	Kielt et al.	D2/961
D489,880	S *	5/2004	McClaskie	D2/952
D494,749	S *	8/2004	McClaskie	D2/954
D596,834	S *	7/2009	Tatsuno	D2/946
D599,994	S *	9/2009	Elliott et al.	D2/961
D606,292	S *	12/2009	Ong	D2/947
D611,688	S *	3/2010	Grenet	D2/946
8,333,024	B2 *	12/2012	Fallow et al.	36/102

Related U.S. Application Data

(63) Continuation of application No. 12/638,321, filed on Dec. 15, 2009.

(51) **LOC (10) Cl.** **02-04**

(52) **U.S. Cl.**
USPC **D2/953**; D2/951; D2/954

(58) **Field of Classification Search**
USPC D2/902, 906, 908, 916, 918, 925,
D2/946-962, 977; 36/3 B, 22 R, 24.5, 25 R,
36/28, 32 R, 34 R, 59 C, 67 A, 103
See application file for complete search history.

(56) **References Cited**

U.S. PATENT DOCUMENTS

1,011,460	A *	12/1911	Maddocks	36/29
2,128,134	A *	8/1938	Giusto	36/7.5
2,434,770	A *	1/1948	Lutey	36/28
2,468,886	A *	5/1949	Lutey	36/28
3,251,144	A *	5/1966	Weitzner	36/87

* cited by examiner

Primary Examiner — T. Chase Nelson

(74) *Attorney, Agent, or Firm* — Mintz Levin Cohn Ferris Glovsky and Popeo, P.C.

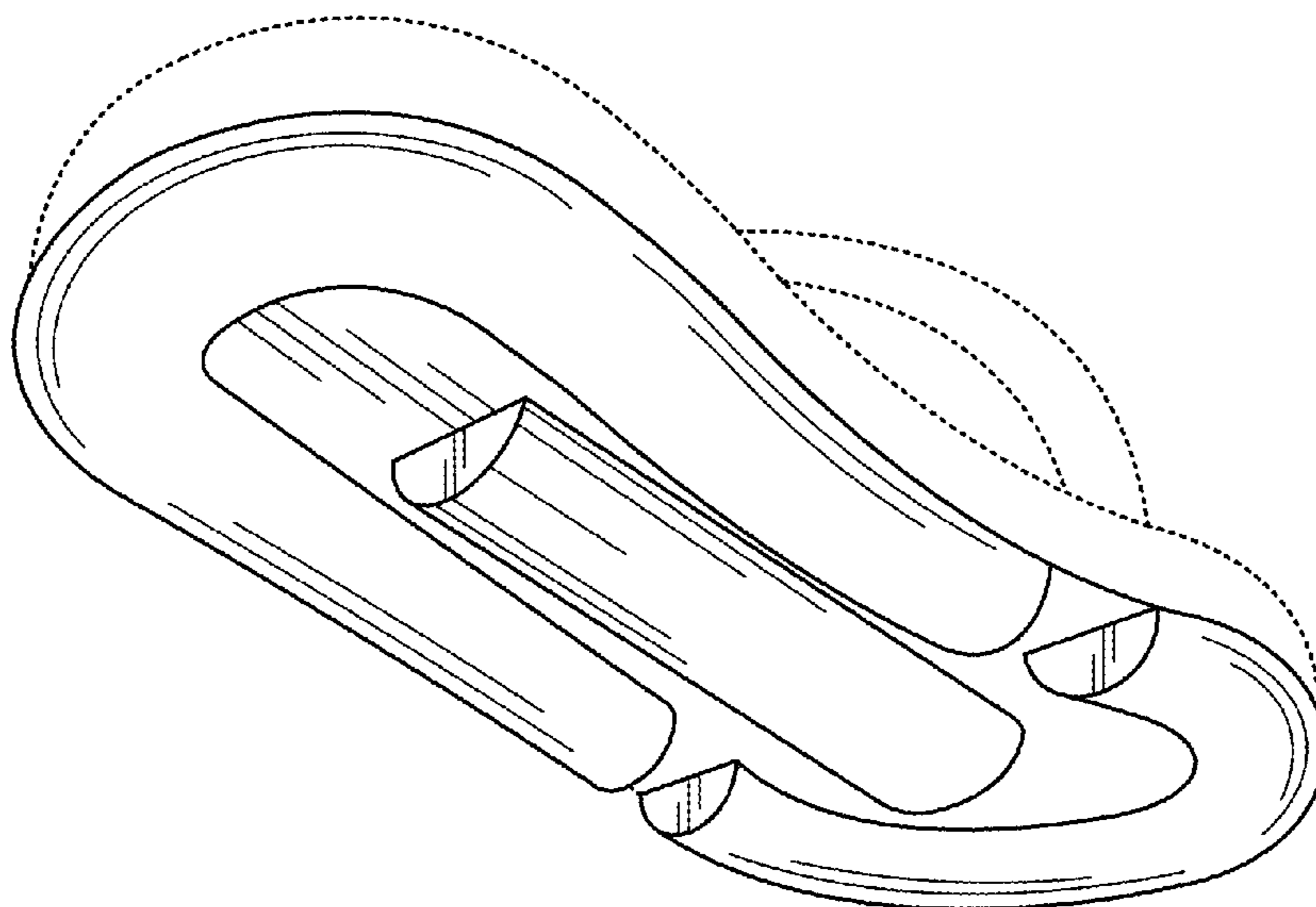
(57) **CLAIM**

The ornamental design for a sole for footwear for unstable surfaces, as shown and described.

DESCRIPTION

FIG. 1 shows a top perspective view of a sole for footwear for unstable surfaces incorporating the new, original and ornamental design; and, FIG. 2 shows a bottom perspective view thereof. The broken lines in the drawings are included for the purpose of illustrating environmental structure that forms no part of the claimed design.

1 Claim, 2 Drawing Sheets



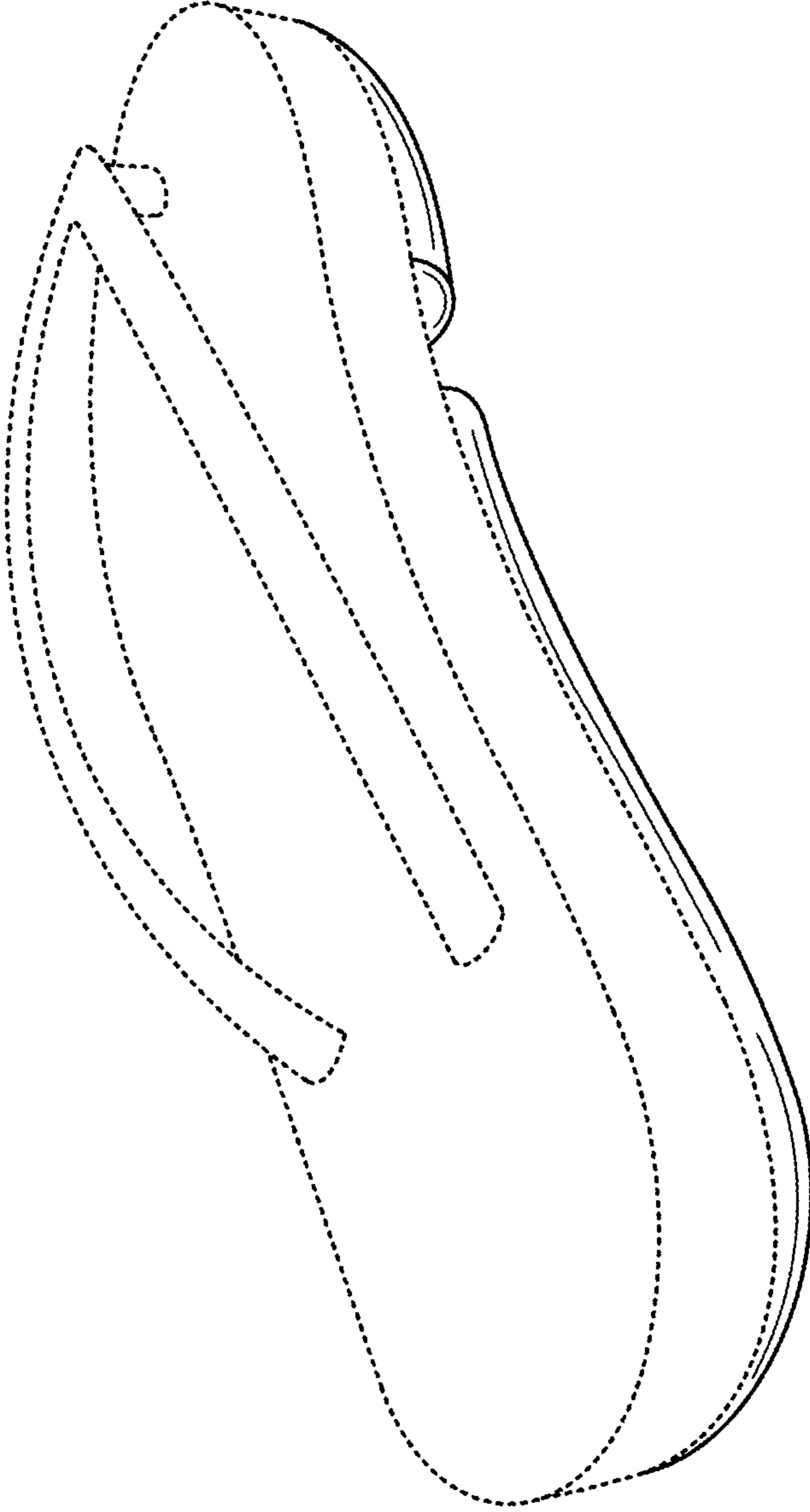


FIG. 1

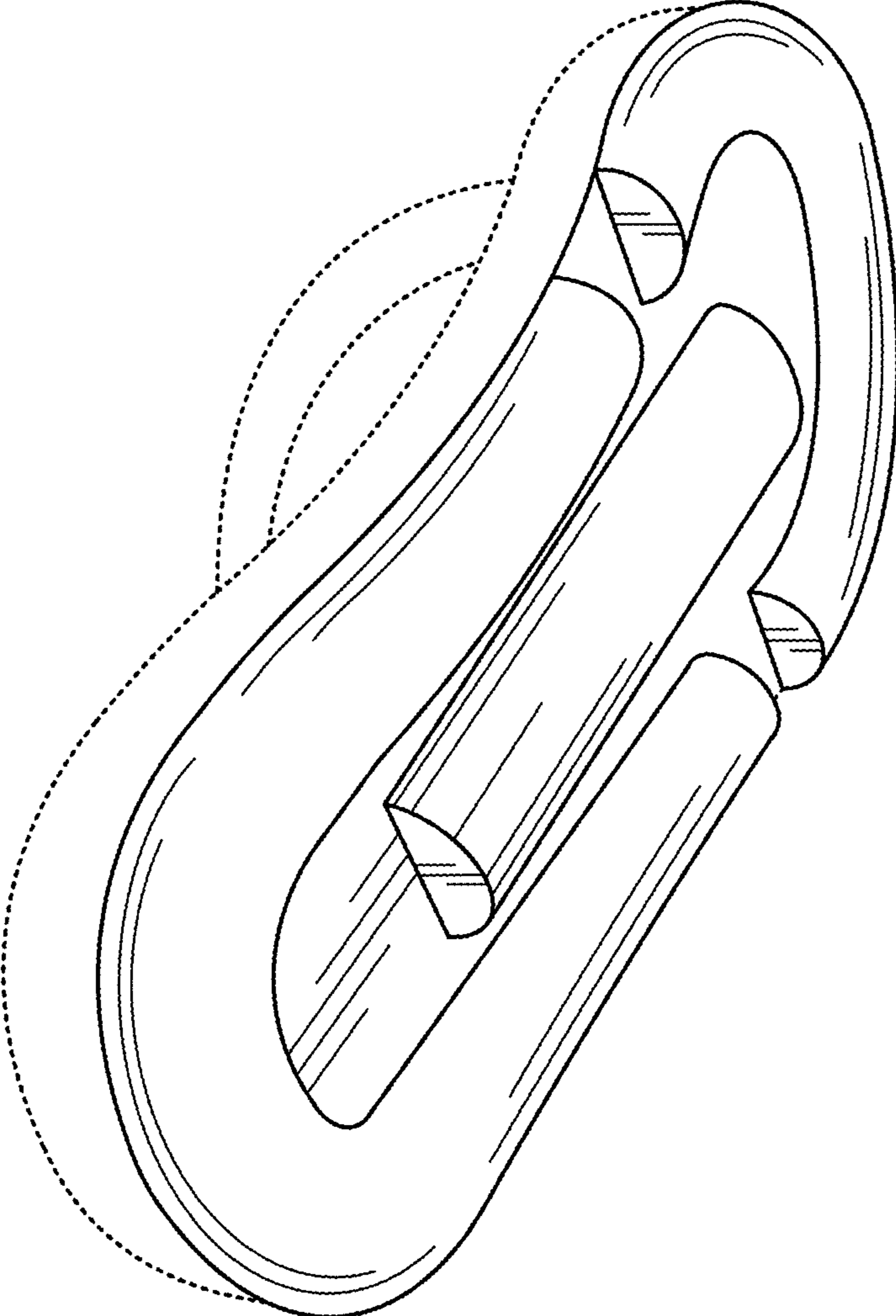


FIG. 2