



US00D715515S

(12) **United States Design Patent**
Steele

(10) **Patent No.:** **US D715,515 S**
(45) **Date of Patent:** **** Oct. 14, 2014**

- (54) **DELIVERY RECEPTACLE**
- (71) Applicant: **Architectural Mailboxes, LLC**,
Redondo Beach, CA (US)
- (72) Inventor: **Craig R. Steele**, Hawthorne, CA (US)
- (73) Assignee: **Architectural Mailboxes, LLC**,
Redondo Beach, CA (US)
- (**) Term: **14 Years**
- (21) Appl. No.: **29/462,523**
- (22) Filed: **Aug. 5, 2013**
- (51) **LOC (10) Cl.** **99-00**
- (52) **U.S. Cl.**
USPC **D99/28**
- (58) **Field of Classification Search**
USPC D99/28, 29, 31, 32, 99; D20/1, 2, 4, 5,
D20/6; 109/1 V, 45, 58, 59 R, 66; 70/63, 77,
70/78; 312/35; 232/1 R, 1 A, 1 B, 1 C, 4 R,
232/2, 17, 19, 20, 21, 24, 27, 30, 31, 45
See application file for complete search history.

D354,610	S	*	1/1995	Hassan	D99/29
D354,827	S	*	1/1995	Filipak et al.	D99/29
D371,883	S	*	7/1996	Burt et al.	D99/29
D512,804	S	*	12/2005	Wilson et al.	D99/29
7,320,427	B2	*	1/2008	Prestwich	232/51
D569,074	S	*	5/2008	Irwin et al.	D99/29
D575,474	S	*	8/2008	Williams	D99/29
7,428,980	B2	*	9/2008	Irwin et al.	232/45
D593,275	S	*	5/2009	Williams	D99/29
7,913,898	B2	*	3/2011	Frankenberg et al.	232/45
8,573,473	B1	*	11/2013	Farentinos et al.	232/51
2002/0162883	A1	*	11/2002	Arvonio et al.	232/45
2008/0067227	A1	*	3/2008	Poss et al.	232/17

* cited by examiner

Primary Examiner — Elizabeth J Oswecki
(74) *Attorney, Agent, or Firm* — Vista IP Law Group LLP


(57) **CLAIM**
The ornamental design for a delivery receptacle, as shown and described.

DESCRIPTION

FIG. 1 is a front perspective view of a delivery receptacle showing my new design, with the top in an open position; FIG. 2 is another front perspective view thereof, with the top in a closed position; FIG. 3 is a front view thereof; FIG. 4 is a back view thereof; FIG. 5 is a right side view thereof; FIG. 6 is a left side view thereof; FIG. 7 is a top plan view thereof; and, FIG. 8 is a bottom plan view thereof. The broken lines shown in the drawings represent portions of the delivery receptacle that form no part of the claimed design.

1 Claim, 7 Drawing Sheets

- (56) **References Cited**
U.S. PATENT DOCUMENTS
- | | | | | | | |
|-----------|---|---|---------|--------------|-------|--------|
| 450,379 | A | * | 4/1891 | Sinclare | | 232/51 |
| 1,451,343 | A | * | 4/1923 | Panagopolous | | 232/30 |
| 1,762,477 | A | * | 6/1930 | Hughes | | 232/45 |
| 2,144,323 | A | * | 1/1939 | Biens | | 232/30 |
| D195,373 | S | * | 6/1963 | Dyer | | D99/28 |
| D200,503 | S | * | 3/1965 | Shuman | | D32/37 |
| 3,401,875 | A | * | 9/1968 | Bruhns | | 232/34 |
| 3,735,919 | A | * | 5/1973 | Morgan | | 232/17 |
| D279,724 | S | * | 7/1985 | Stacy | | D99/29 |
| D313,104 | S | * | 12/1990 | Bertram | | D99/29 |
| 5,000,378 | A | * | 3/1991 | Dorr et al. | | 232/17 |



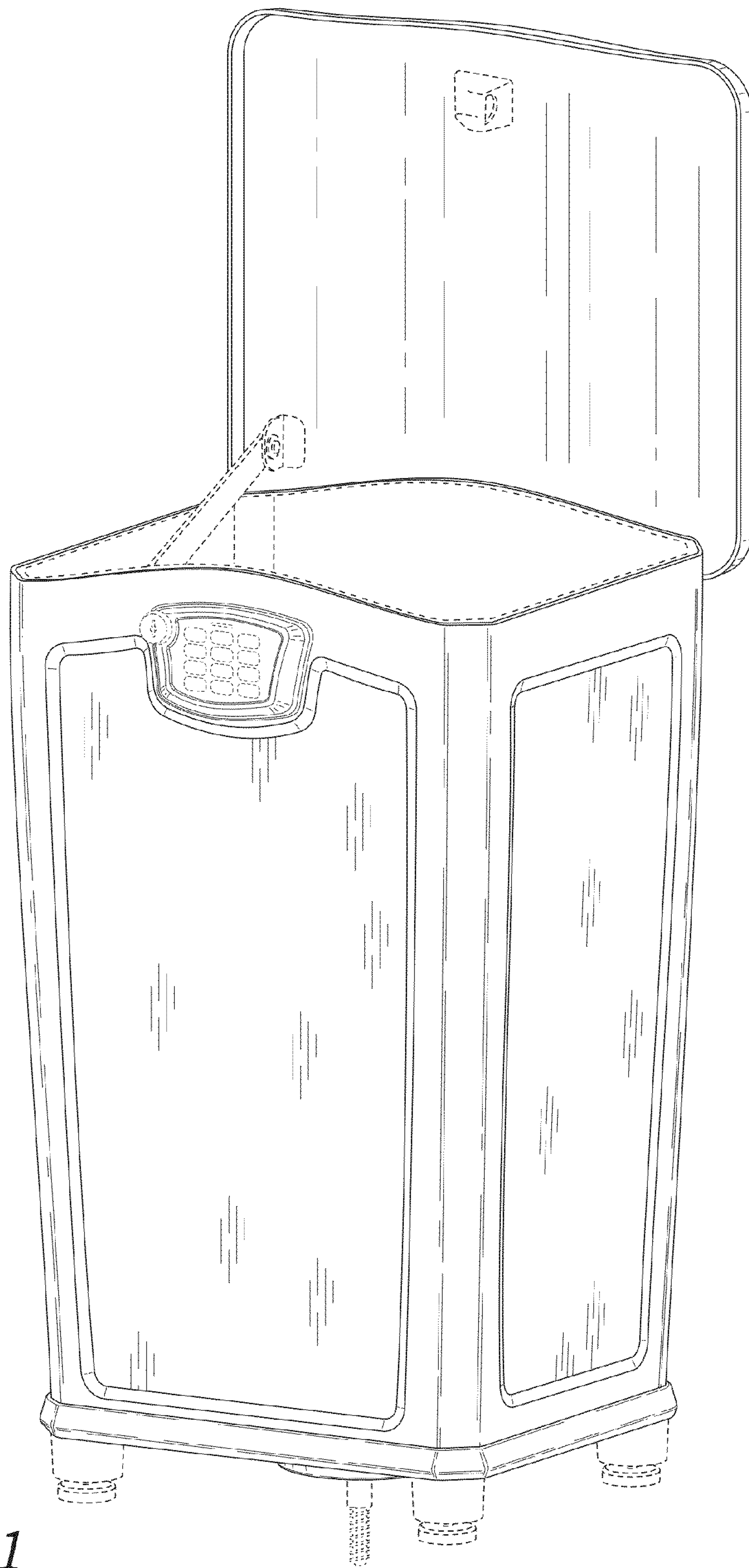


Fig. 1




Fig. 2

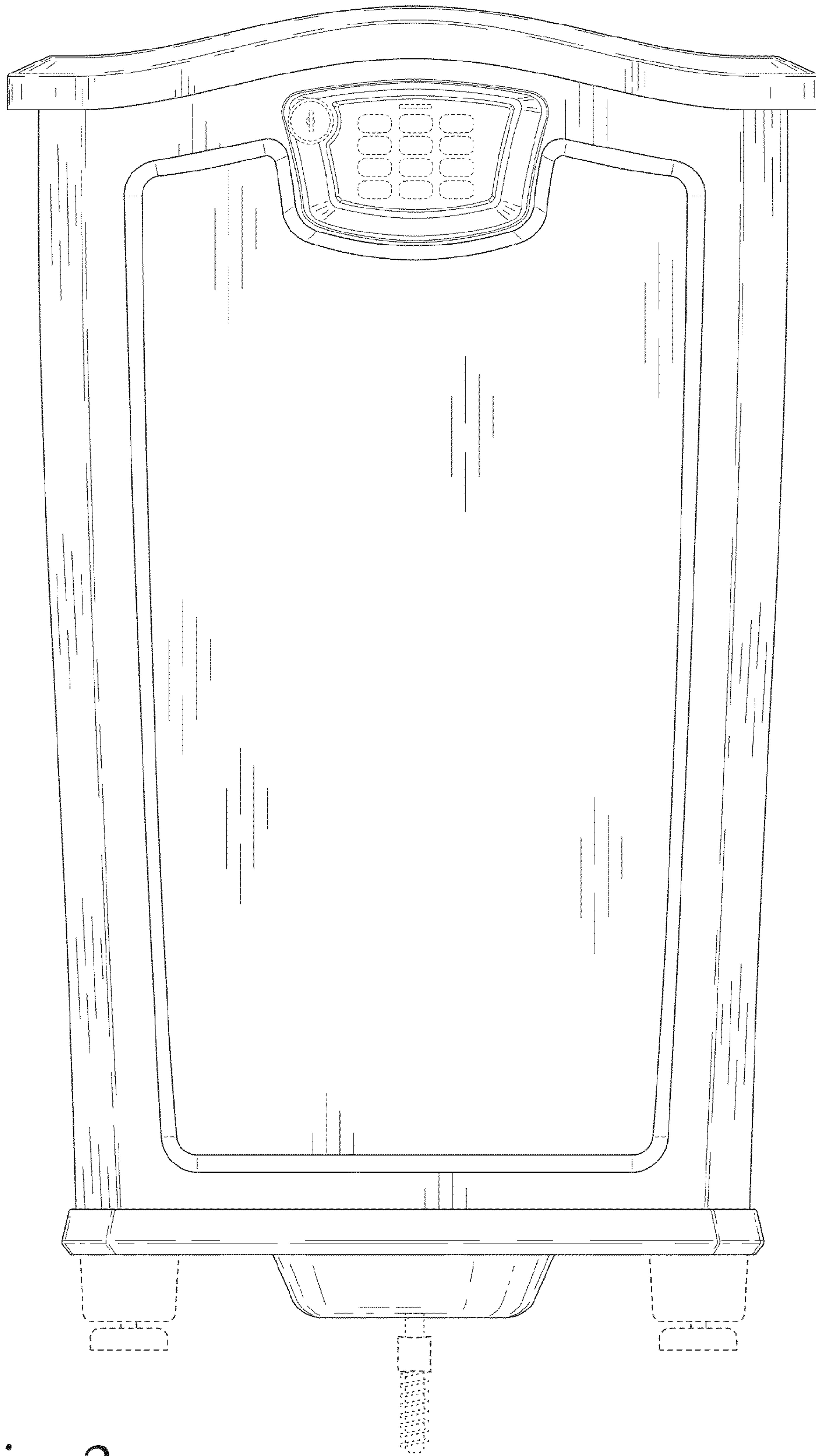


Fig. 3

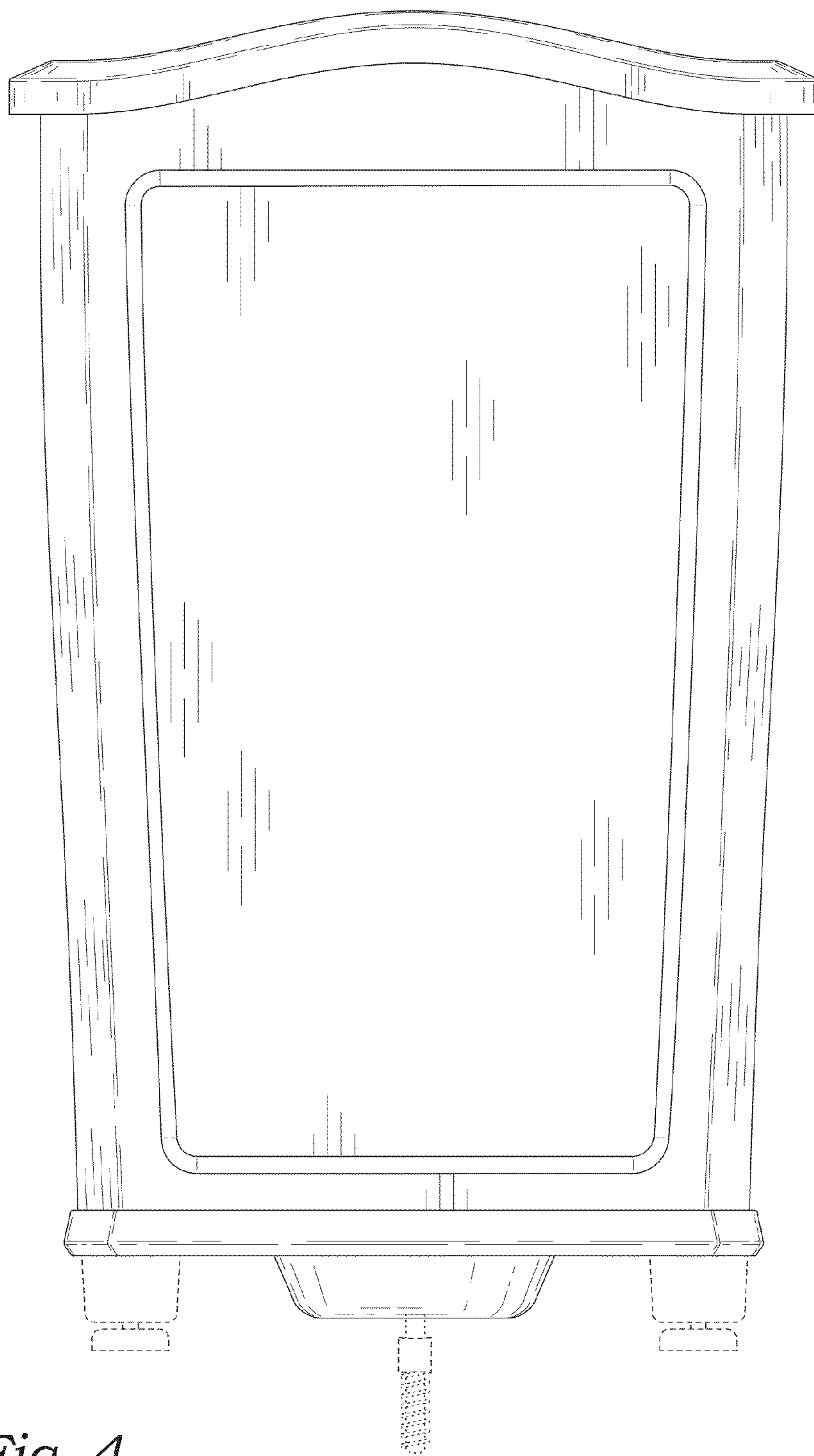


Fig. 4




Fig. 5

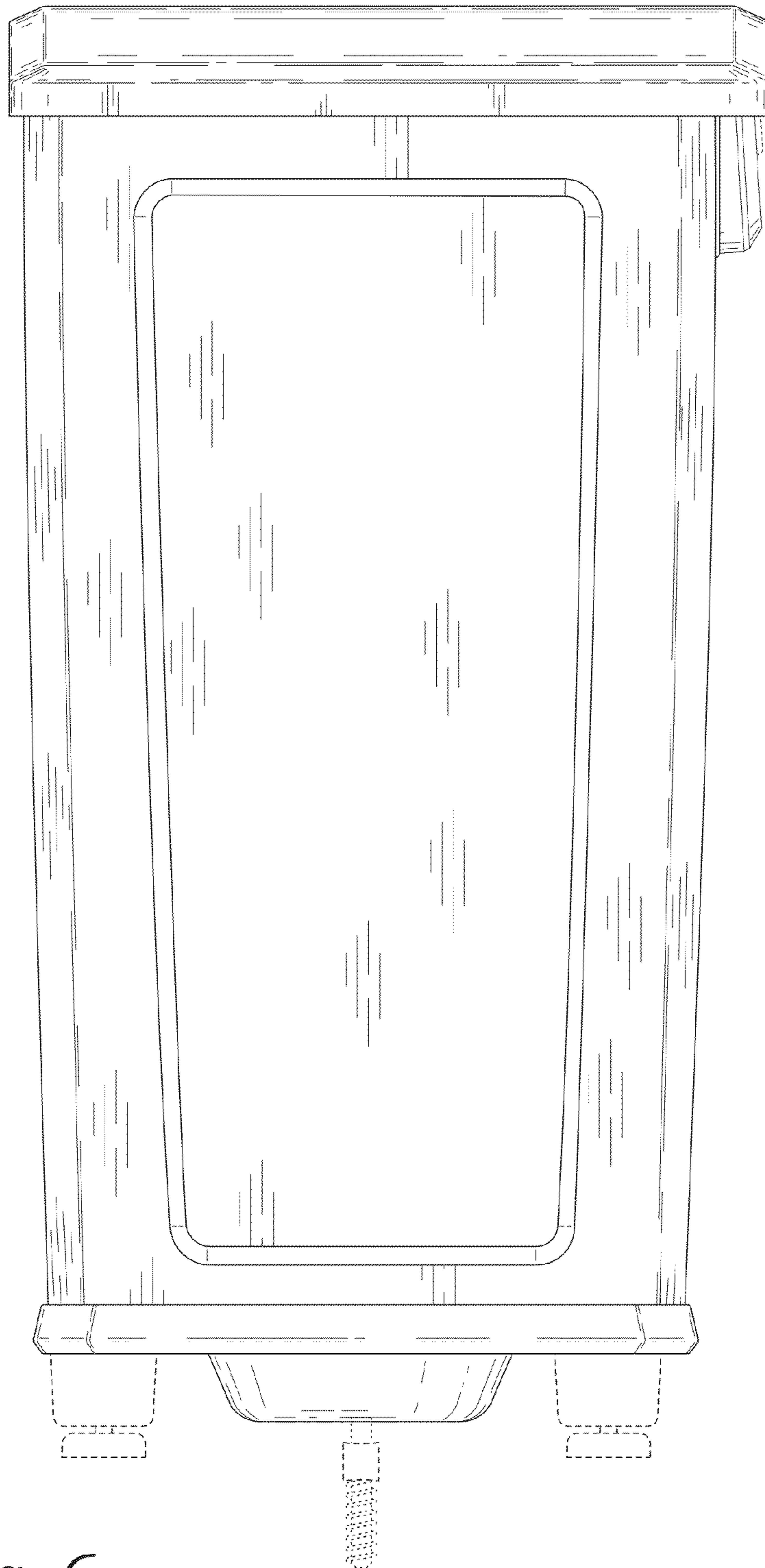


Fig. 6

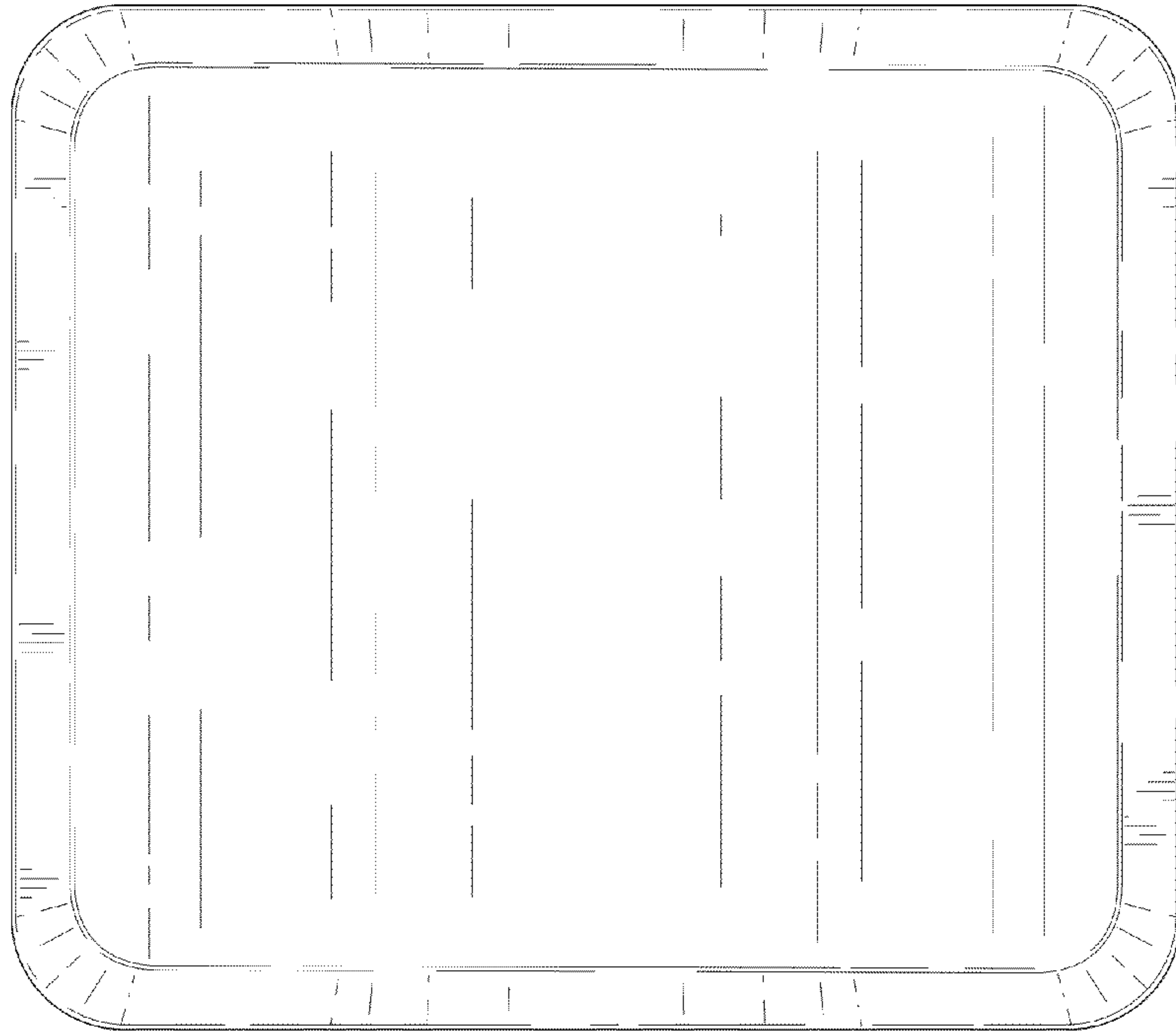


Fig. 7

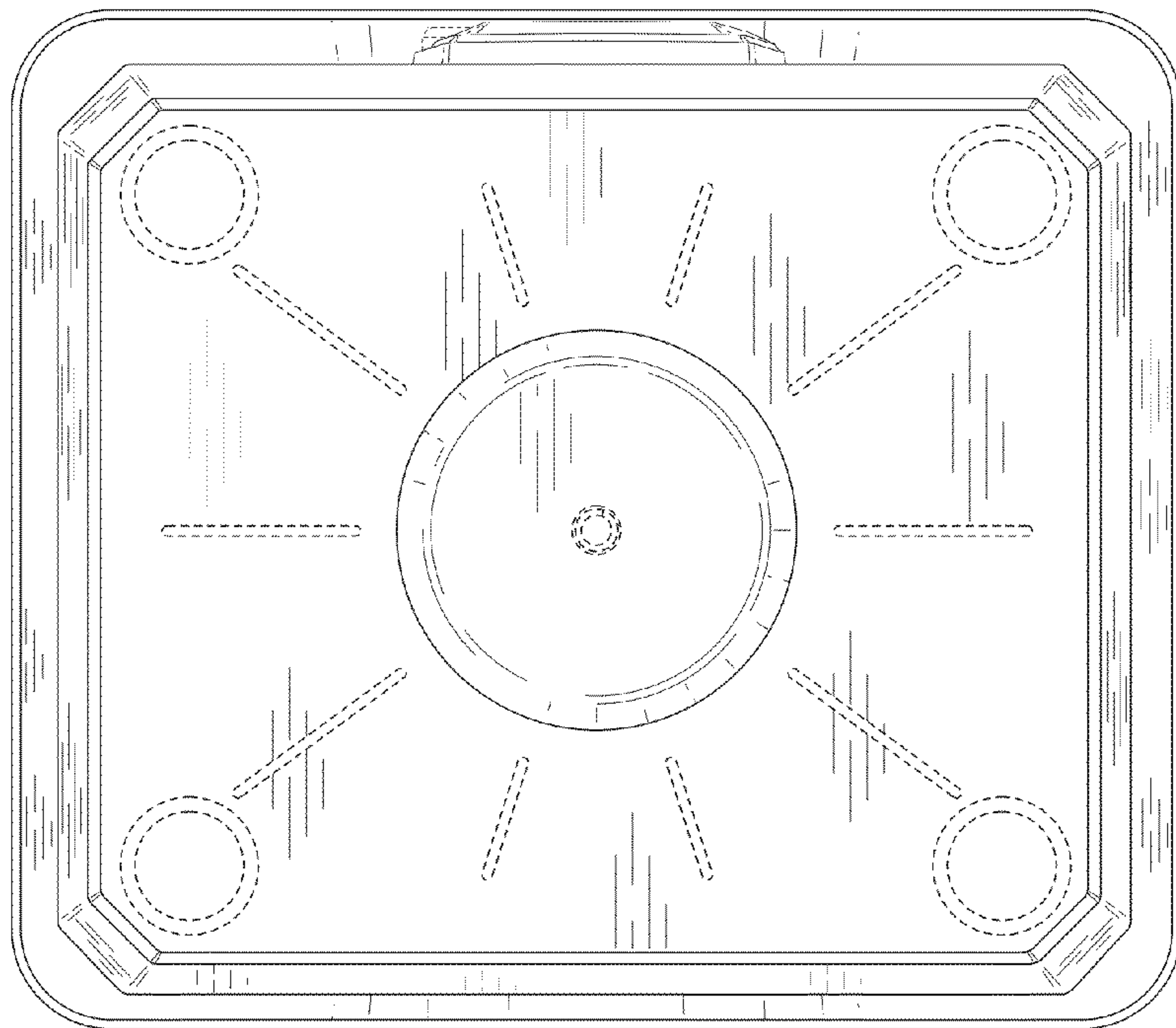


Fig. 8