



US00D715498S

(12) **United States Design Patent**  
**Nakamura**

(10) **Patent No.:** **US D715,498 S**  
(45) **Date of Patent:** **\*\* Oct. 14, 2014**

(54) **OVEN MITT**  
(71) Applicant: **Parte LLC**, New York, NY (US)  
(72) Inventor: **Reiko Nakamura**, New York, NY (US)  
(73) Assignee: **Parte LLC**, New York, NY (US)  
(\*\*) Term: **14 Years**

D448,477 S \* 9/2001 Bartle et al. .... D24/124  
D472,364 S \* 4/2003 Riedler ..... D2/613  
7,182,601 B2 \* 2/2007 Donnan ..... 434/236  
7,584,519 B2 \* 9/2009 Ouellette et al. .... 15/227  
2006/0080757 A1 \* 4/2006 Beyda ..... 2/164

\* cited by examiner

*Primary Examiner* — Karen E Eldridge Powers  
(74) *Attorney, Agent, or Firm* — Leason Ellis LLP

(21) Appl. No.: **29/467,885**  
(22) Filed: **Sep. 24, 2013**  
(51) **LOC (10) Cl.** ..... **02-06**  
(52) **U.S. Cl.**  
USPC ..... **D29/118**  
(58) **Field of Classification Search**  
USPC ..... D3/215, 218, 224, 226, 235, 271.2;  
D2/610, 611, 612, 613, 614, 615, 616,  
D2/617, 618, 619, 620, 621, 622, 623;  
D21/807; D28/63; D29/113, 114,  
D29/116.2, 117.1, 117.2, 118, 119, 120.1,  
D29/123; D32/40, 41, 42, 43; 2/158, 159,  
2/160, 162, 168, 170; 15/227  
See application file for complete search history.

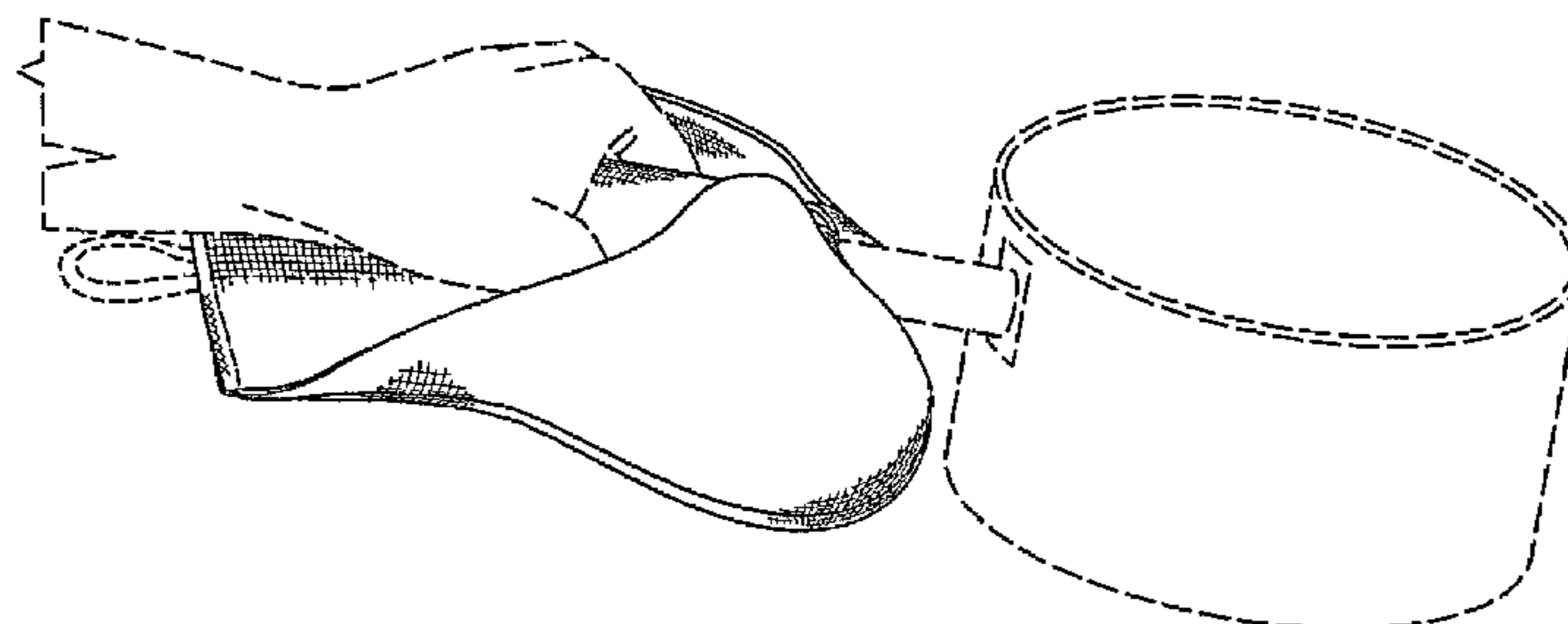
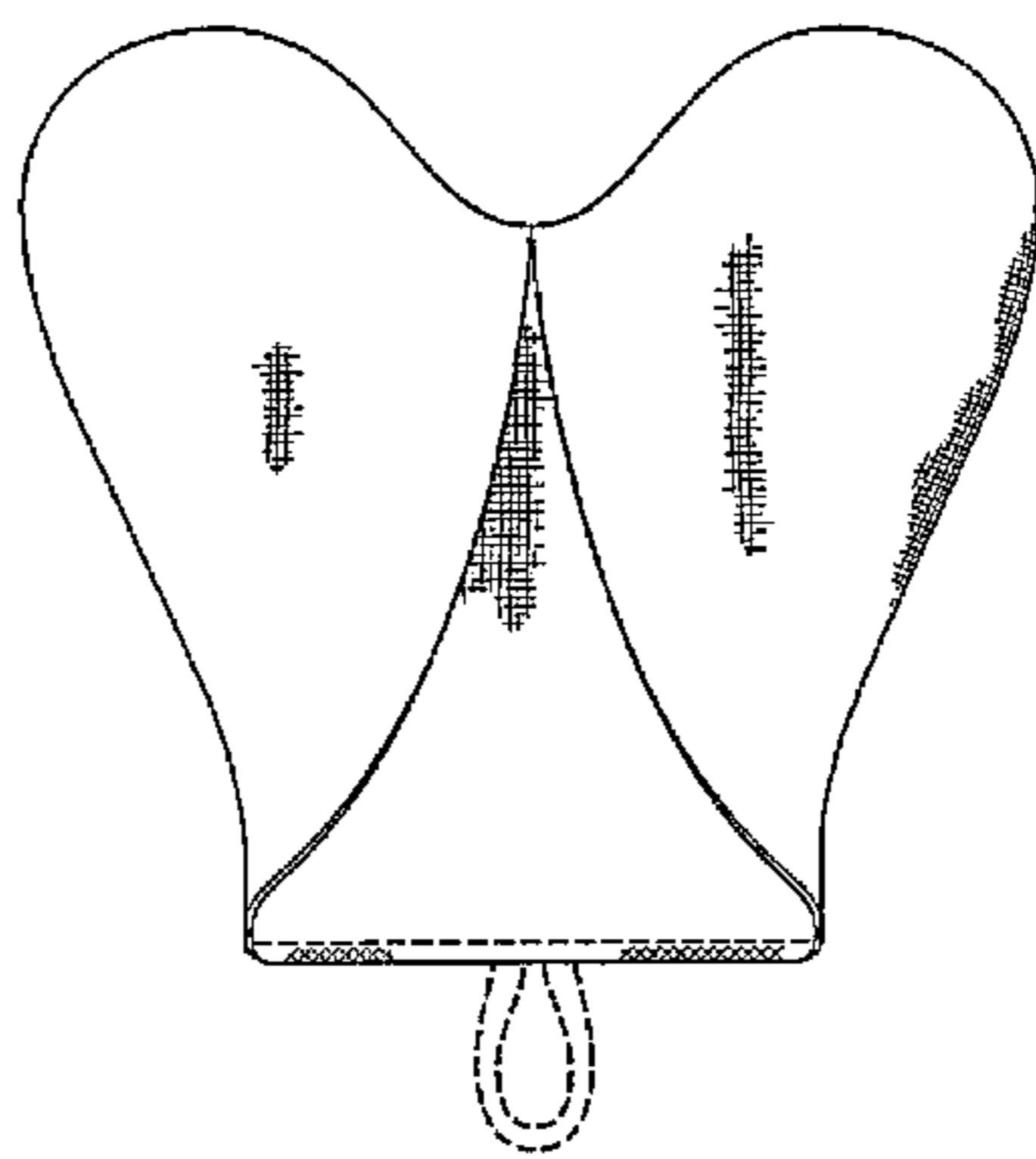
(57) **CLAIM**  
The ornamental design for oven mitt, as shown and described.

**DESCRIPTION**

FIG. 1 is a top perspective view of an oven mitt showing my new design;  
FIG. 2 is a top plan view thereof;  
FIG. 3 is a bottom plan view thereof;  
FIG. 4 is rear elevation view thereof;  
FIG. 5 is a front elevation view thereof;  
FIG. 6 is a right side elevation view thereof; the left side being a mirror image; and,  
FIG. 7 is a top and side perspective view thereof, showing the oven mitt in an exemplary use.  
The broken lines showing a human hand and a cooking pot in FIG. 7 illustrate environmental subject matter and form no part of the claimed design. The remaining broken-line subject matter illustrates unclaimed features of the article to which the design is applied.

(56) **References Cited**  
U.S. PATENT DOCUMENTS  
D202,409 S \* 9/1965 Harlamert ..... D2/615  
D285,024 S \* 8/1986 Finkle ..... D2/613  
D355,051 S \* 1/1995 Ives ..... D29/119

**1 Claim, 3 Drawing Sheets**



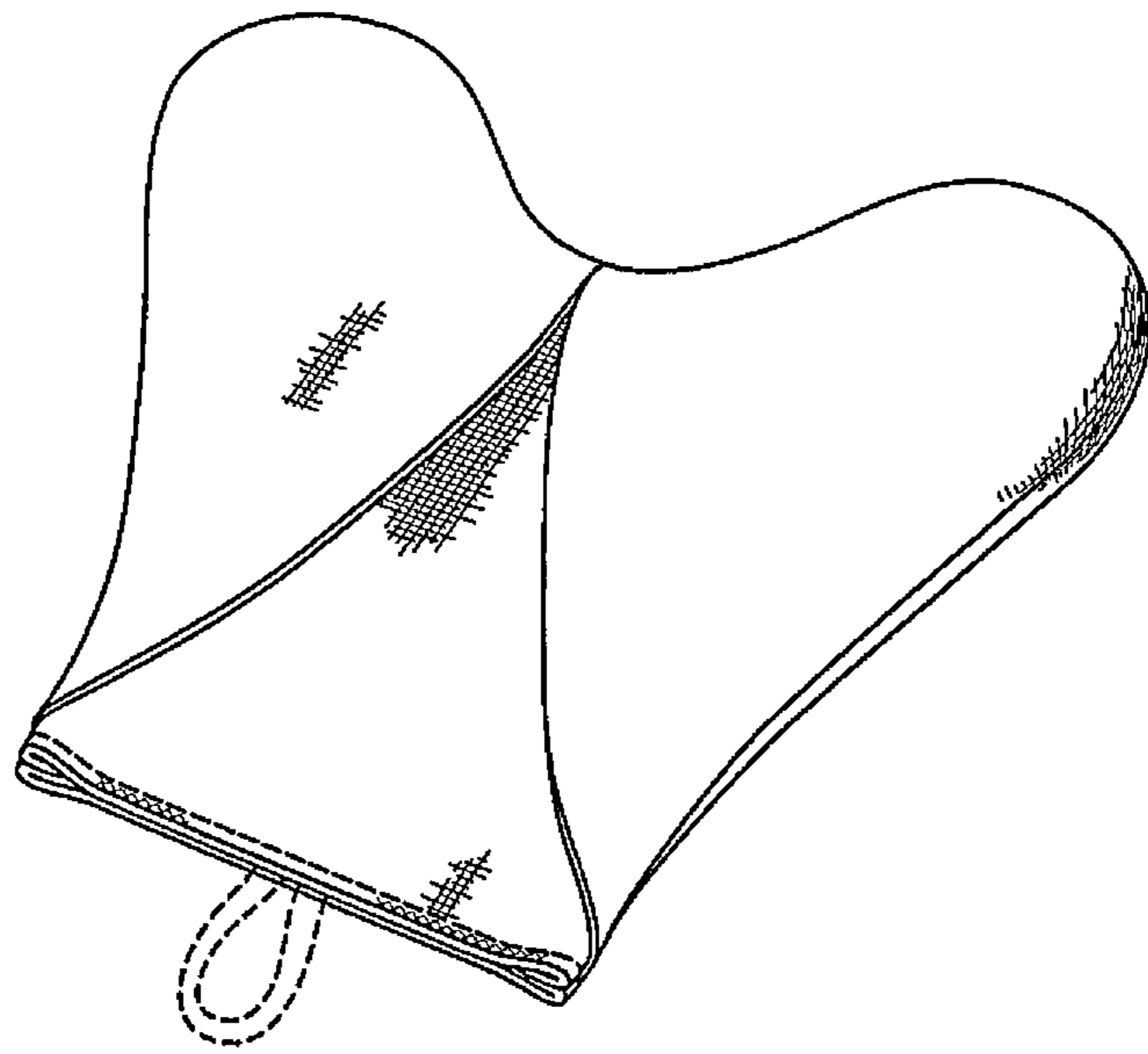


Fig. 1

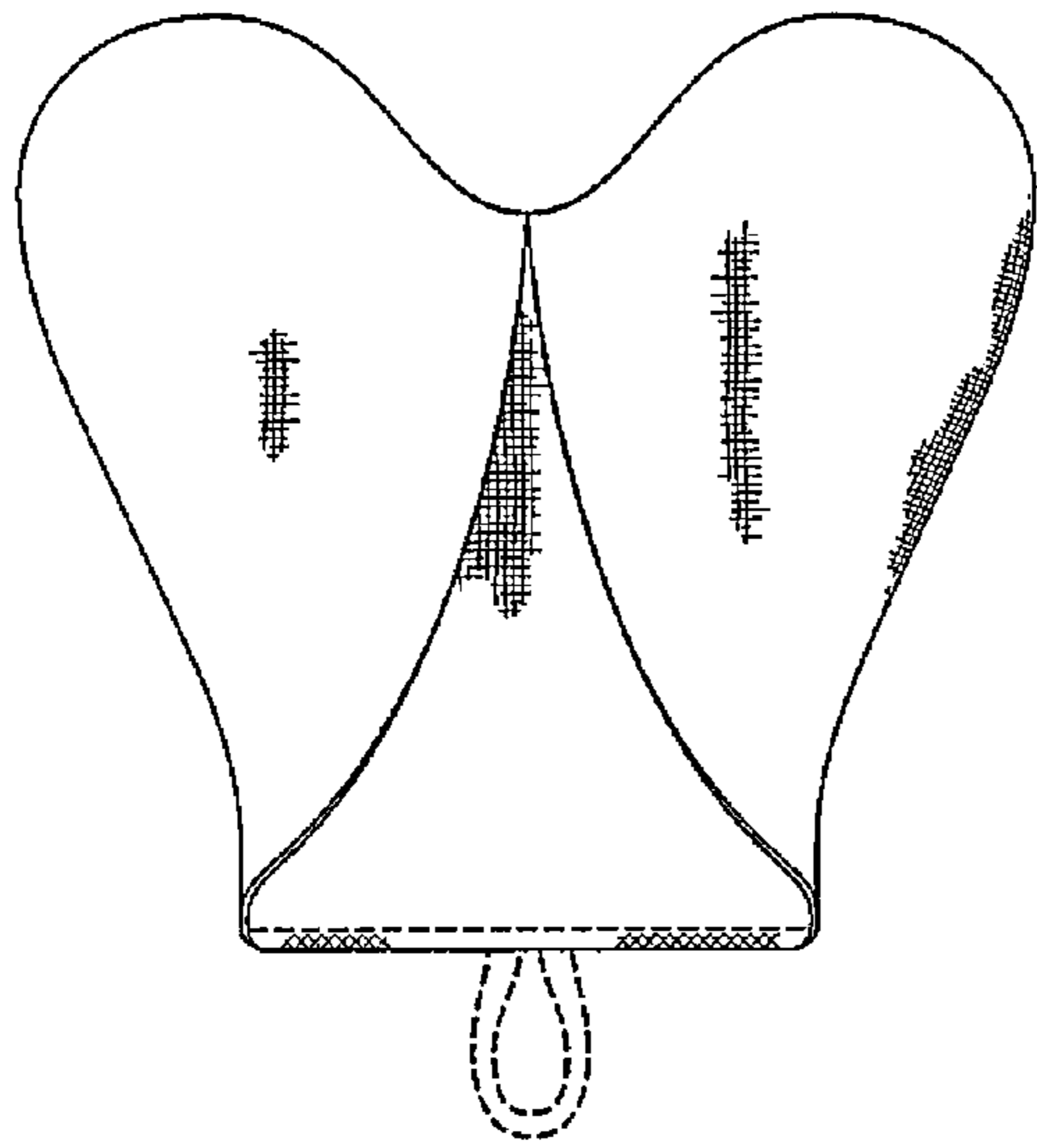


Fig. 2

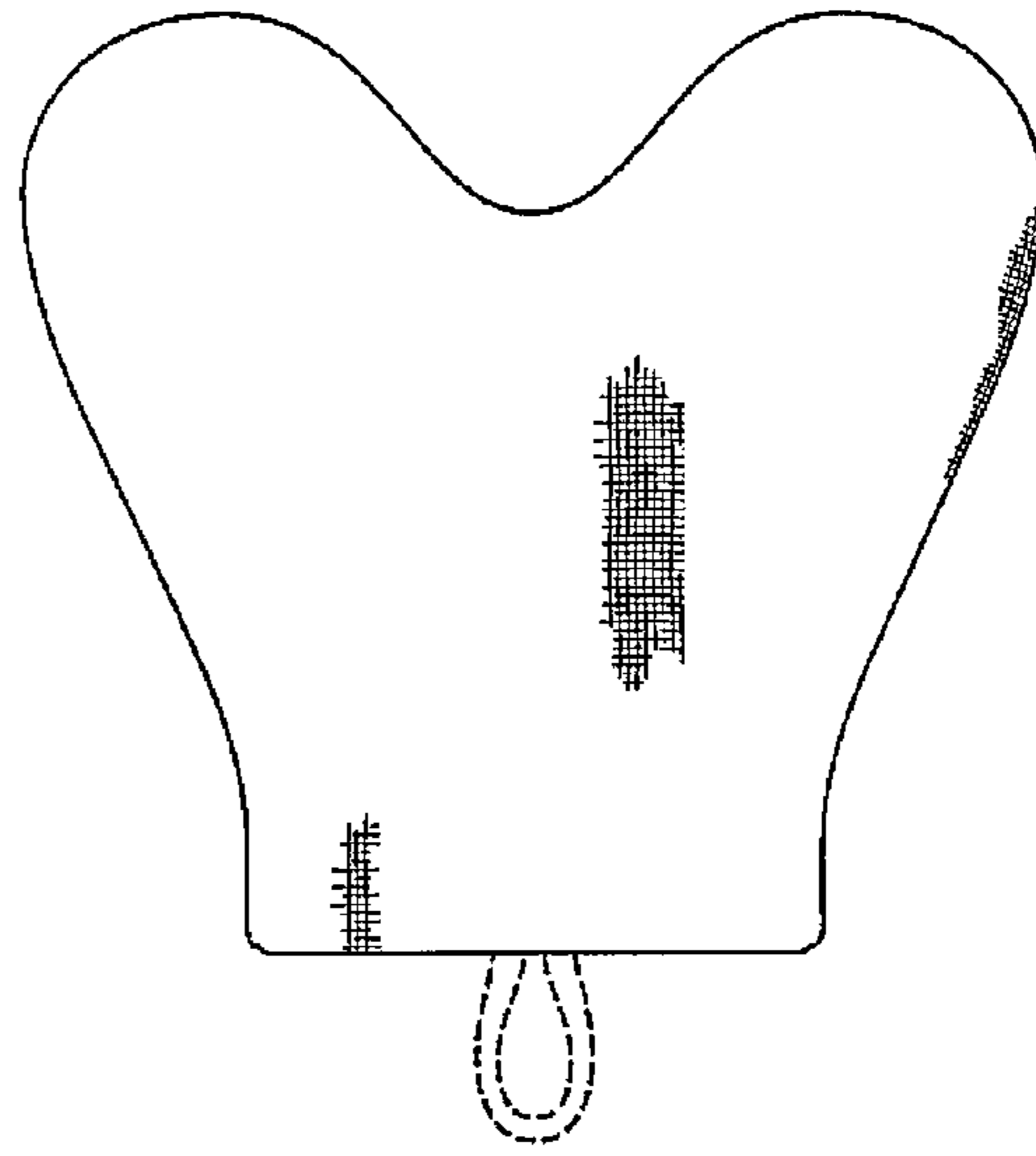


Fig. 3



Fig. 4



Fig. 5



Fig. 6

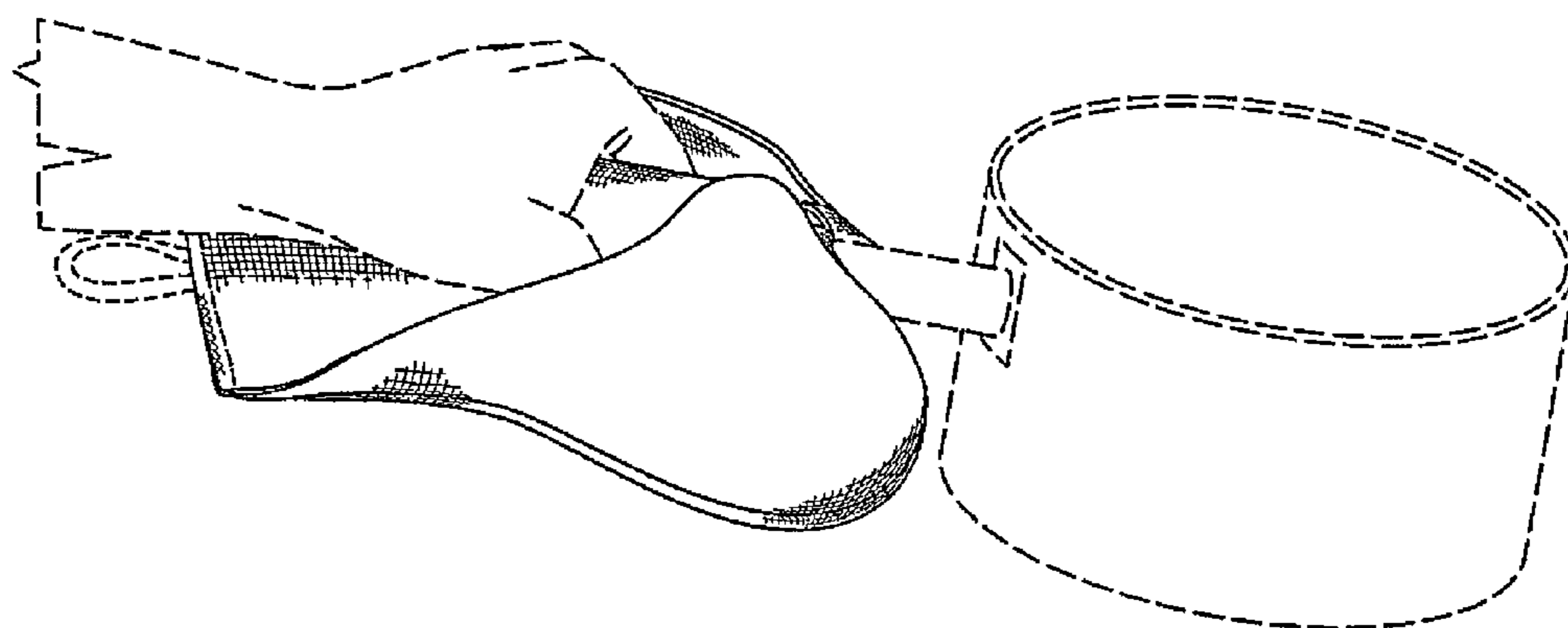


Fig. 7