



US00D715497S

(12) **United States Design Patent**  
**Roberts et al.**

(10) **Patent No.:** **US D715,497 S**  
(45) **Date of Patent:** **\*\* Oct. 14, 2014**

- (54) **ULTRA LIGHT GLOVE**
- (71) Applicant: **Gerbings LLC**, Stoneville, NC (US)
- (72) Inventors: **Cupid Roberts**, Stoneville, NC (US);  
**Susan Kiefer**, Greensboro, NC (US)
- (73) Assignee: **Gerbings LLC**, Greensboro, NC (US)
- (\*\*) Term: **14 Years**
- (21) Appl. No.: **29/458,457**
- (22) Filed: **Jun. 19, 2013**
- (51) **LOC (10) Cl.** ..... **02-06**
- (52) **U.S. Cl.**  
USPC ..... **D29/117.1**
- (58) **Field of Classification Search**  
USPC ..... D3/215, 218, 224, 226, 235, 271.2;  
D2/610, 611, 612, 613, 614, 615, 616,  
D2/617, 618, 619, 620, 621, 622, 623;  
D21/807; D28/63; D29/113, 114,  
D29/116.2, 117.1, 117.2, 118, 119, 120.1,  
D29/123; D32/40, 41, 42, 43; 2/158, 159,  
2/160, 162, 168, 170; 15/227  
See application file for complete search history.

D468,074	S	*	1/2003	Votel	.....	D2/619
6,760,924	B2	*	7/2004	Hatch et al.	.....	2/161.5
D514,771	S	*	2/2006	Jaeger	.....	D2/623
D561,947	S	*	2/2008	Hong	.....	D29/117.1
D625,051	S	*	10/2010	Fitzgerald et al.	.....	D29/113
D632,441	S	*	2/2011	Hong	.....	D29/123
D651,358	S	*	12/2011	Bulan et al.	.....	D29/117.1
8,082,601	B2	*	12/2011	Yang	.....	2/455
2009/0144881	A1	*	6/2009	Panosian et al.	.....	2/161.6
2013/0191963	A1	*	8/2013	Friedman	.....	2/167

\* cited by examiner

*Primary Examiner* — Karen E Eldridge Powers

(74) *Attorney, Agent, or Firm* — Womble Carlyle Sandridge & Rice, LLP

(57) **CLAIM**

The ornamental design for an ultra light glove, as shown and described.

**DESCRIPTION**

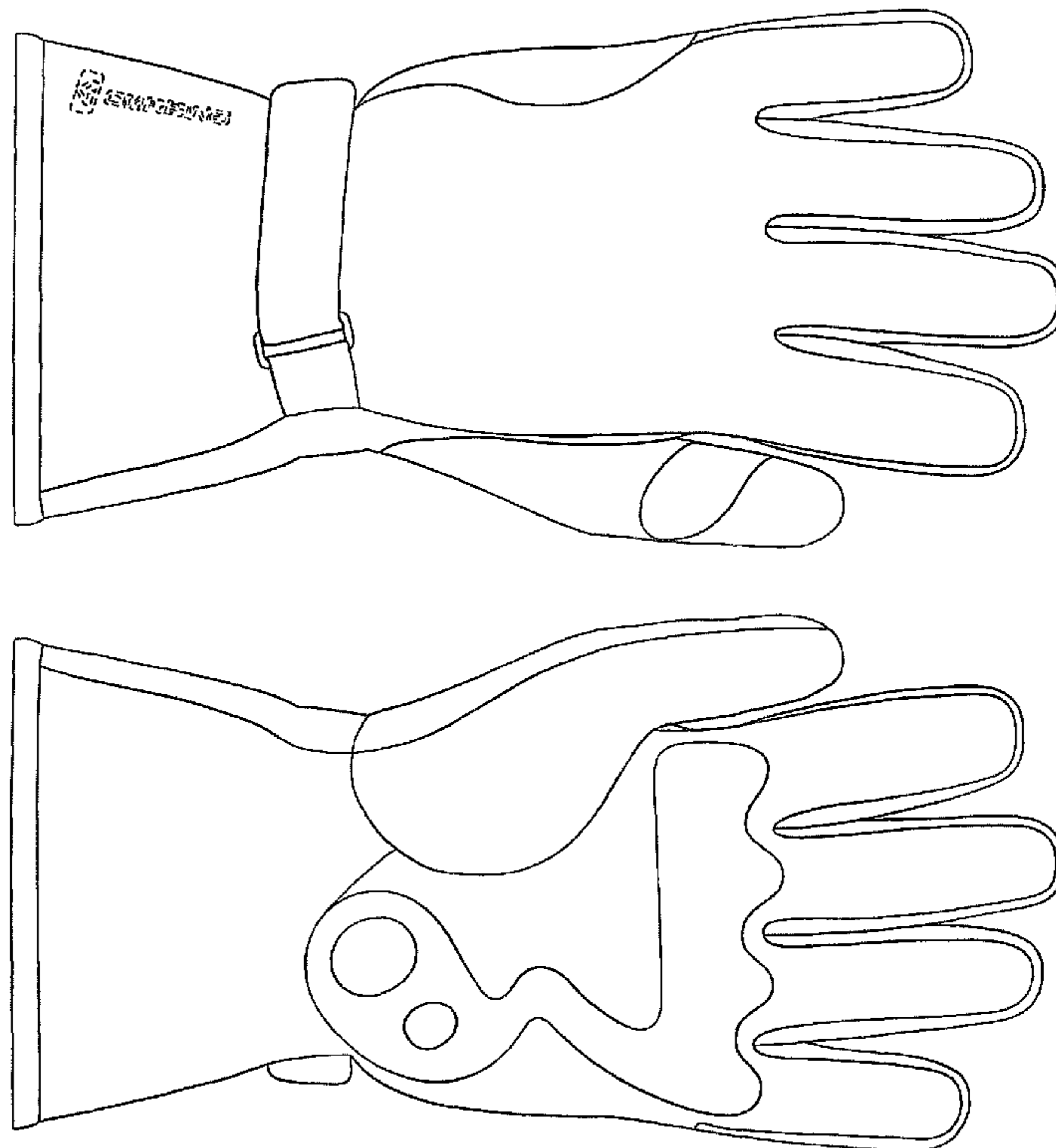
FIG. 1 is a top plan view of an ultra light glove;  
 FIG. 2 is a left side elevational view of the design of FIG. 1;  
 FIG. 3 is a bottom plan view of the design of FIGS. 1-2;  
 FIG. 4 is a right side elevational view of the design of FIGS. 1-3; and,  
 FIG. 5 is a front elevational view of the glove design of FIGS. 1-4.  
 The indicia shown in broken lines on the cuff of the glove in FIGS. 1 and 4 is for the purpose of illustrating environmental subject matter that forms no part of the claimed design.

**1 Claim, 2 Drawing Sheets**

(56) **References Cited**

**U.S. PATENT DOCUMENTS**

4,094,014	A	*	6/1978	Schroeder	.....	2/161.8
D416,374	S	*	11/1999	Lenhart	.....	D2/618



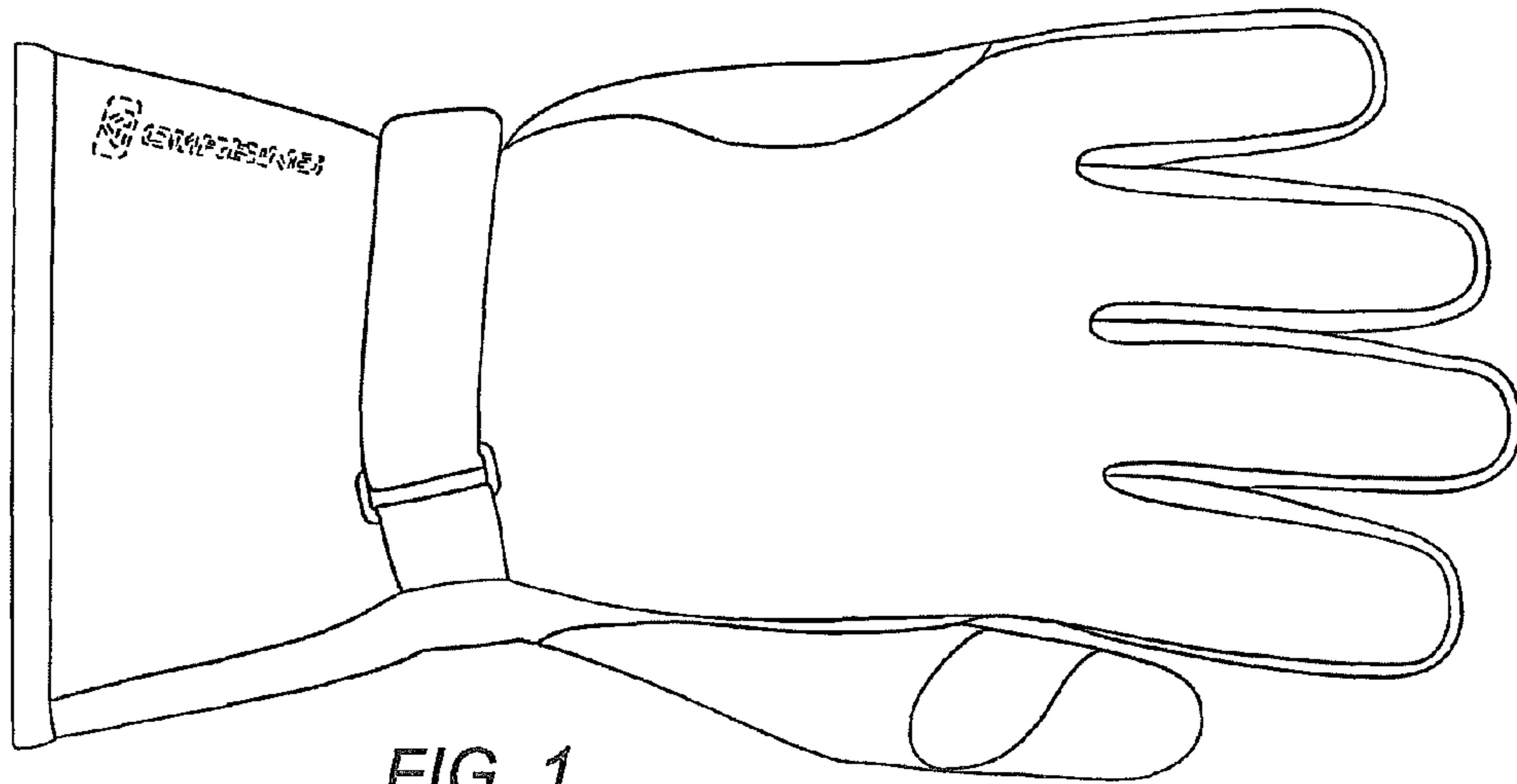


FIG. 1




FIG. 2

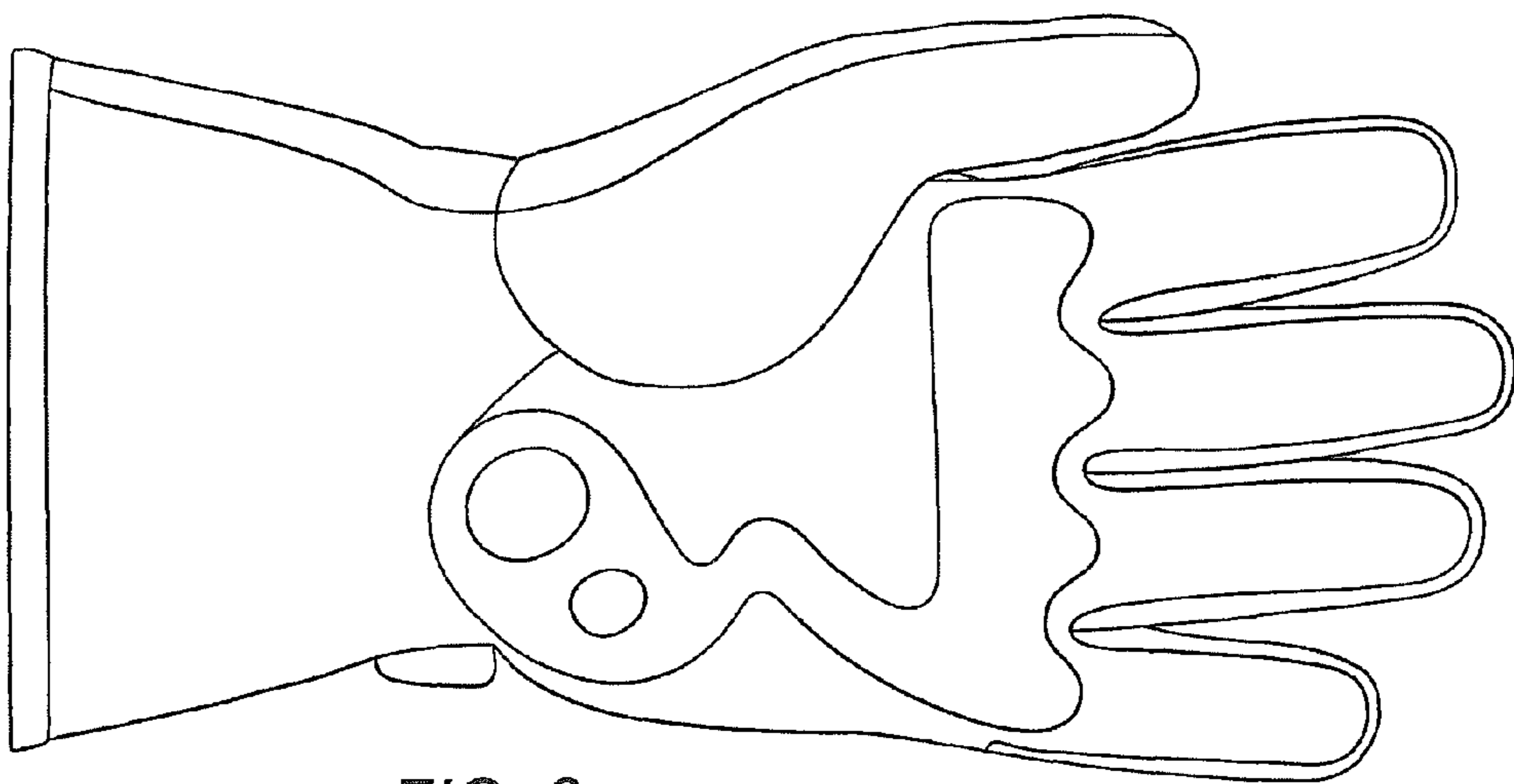


FIG. 3




FIG. 4

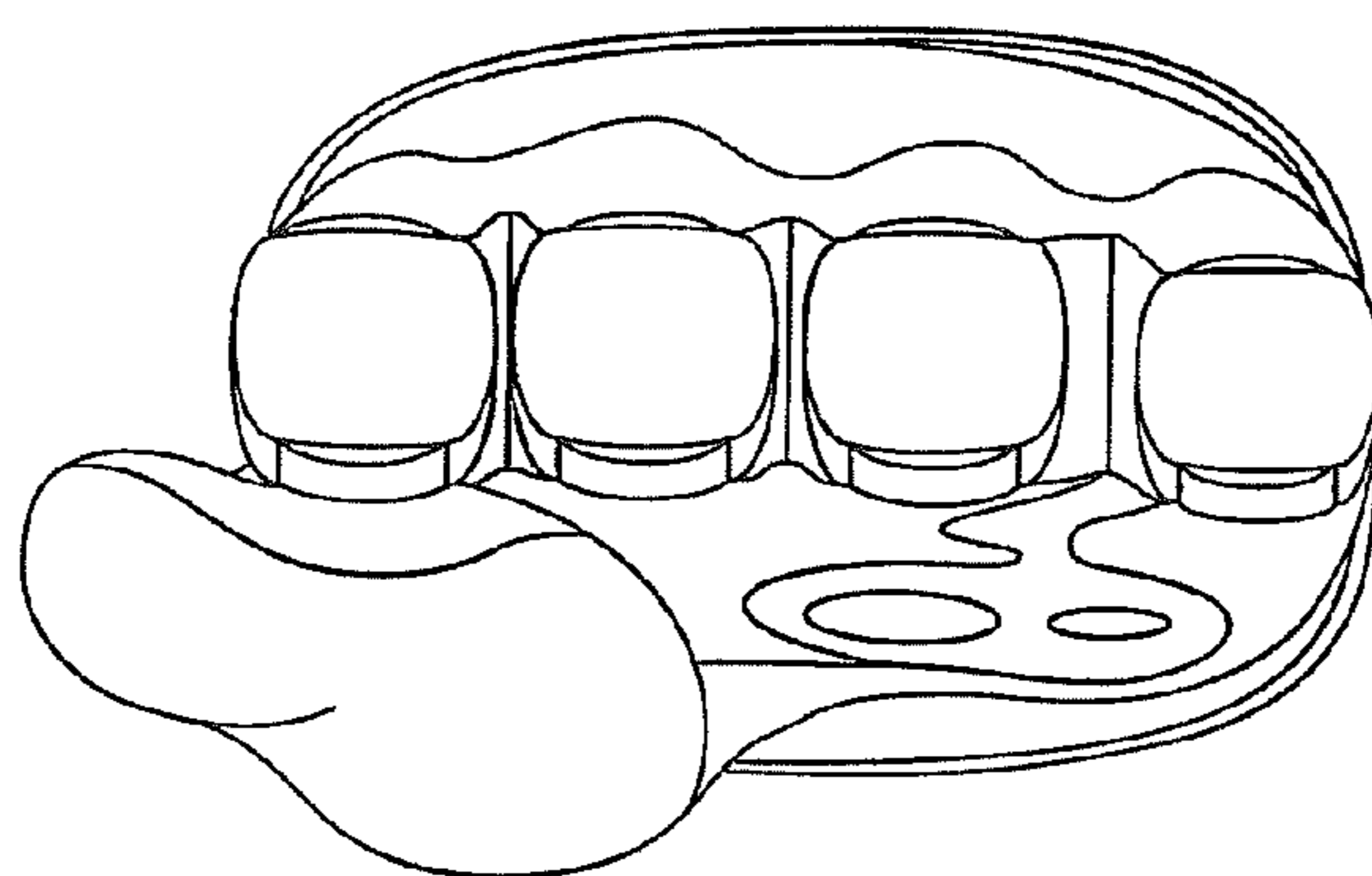


FIG. 5