



US00D715488S

(12) **United States Design Patent**
Kuglen

(10) **Patent No.:** **US D715,488 S**
(45) **Date of Patent:** **** Oct. 14, 2014**

(54) **HAIR ACCESSORY STRETCH BAND**

(71) Applicant: **Sennits, LLC**, Oakland, CA (US)

(72) Inventor: **Francesca B. Kuglen**, Oakland, CA (US)

(**) Term: **14 Years**

(21) Appl. No.: **29/461,947**

(22) Filed: **Jul. 29, 2013**

Related U.S. Application Data

(63) Continuation of application No. 13/856,361, filed on Apr. 3, 2013.

(51) **LOC (10) Cl.** **28-03**

(52) **U.S. Cl.**
USPC **D28/41**

(58) **Field of Classification Search**
USPC D28/21-34, 39-43; 132/101, 126, 132/128-131, 144, 148, 219, 275-284
See application file for complete search history.

(56) **References Cited**

U.S. PATENT DOCUMENTS

1,540,102	A	6/1925	Cohen	
5,690,128	A *	11/1997	Grimes	132/128
6,047,705	A *	4/2000	Hawley	132/128
6,123,086	A	9/2000	Kuglen	

D483,522	S	12/2003	Leslie	
D509,926	S	9/2005	Gladwin et al.	
D510,779	S	10/2005	Gladwin et al.	
D511,022	S	10/2005	Gladwin et al.	
D532,551	S *	11/2006	Kuglen	D28/41
7,506,653	B2 *	3/2009	Gladwin et al.	132/128
D669,632	S *	10/2012	Baird	D28/39

* cited by examiner

Primary Examiner — Zenia Bennett

(74) *Attorney, Agent, or Firm* — Donald L. Beeson; Beeson Skinner Beverly, LLP



(57) **CLAIM**

The ornamental design for a hair accessory stretch band, as shown and described.

DESCRIPTION

FIG. 1 is a top plan view of a hair accessory stretch band showing my new design;
FIG. 2 is a perspective view thereof;
FIG. 3 is another top plan view thereof, the bottom being a mirror image;
FIG. 4 is a left side elevational view thereof, the right side being a mirror image; and,
FIG. 5 is an end elevational view thereof, the other end being a mirror image.
The broken line representation of opposed combs in FIG. 1, and the broken line representation of the ends of the hair accessory stretch band that attach to the combs in FIGS. 1-5, are for illustrative purposes only and form no part of the claimed design.

1 Claim, 2 Drawing Sheets






FIG. 1




FIG. 2




FIG. 3

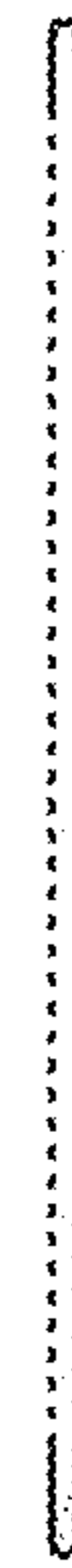


FIG. 4




FIG. 5